

CRIME IN MAUI COUNTY

An excerpt from the forthcoming
CRIME IN HAWAII, 2013
A REVIEW OF
UNIFORM CRIME REPORTS



Prepared By

Lydia Seumanu Fuatagavi

Senior Research Analyst

and

Paul Perrone

Chief of Research & Statistics

Research & Statistics Branch
Crime Prevention & Justice Assistance Division

May 2015

Crime in Hawaii can be downloaded from the
Crime Prevention & Justice Assistance Division web site
ag.hawaii.gov/cpja/

TABLE OF CONTENTS

TABLE OF CONTENTS.....	i
CAVEATS.....	iii
THE UNIFORM CRIME REPORTING PROGRAM.....	1-2
REPORTED OFFENSES STATISTICS.....	3-20
A. HIGHLIGHTS AND REPORTED INDEX OFFENSES CHART, 2004-2013.....	3
B. REPORTED OFFENSES TABLE.....	4
C. REPORTED INDEX AND PART II OFFENSES.....	5
D. TOTAL INDEX CRIME AND CLEARANCE RATES.....	6
E. TOTAL VIOLENT CRIME AND CLEARANCE RATES.....	7
1. Murder Rate and Clearance Rate.....	8
2. Forcible Rape Rate and Clearance Rate.....	9
3. Robbery Rate and Clearance Rate.....	10
4. Aggravated Assault Rate and Clearance Rate.....	11
F. TOTAL PROPERTY CRIME AND CLEARANCE RATES.....	12
1. Burglary Rate and Clearance Rate.....	13
2. Larceny-Theft Rate and Clearance Rate.....	14
3. Motor Vehicle Theft Rate and Clearance Rate.....	15
4. Value of Property Stolen by Offense.....	16
5. Value of Property Stolen and Recovered.....	17
6. Total Value of Property Stolen in Larceny-Theft by Value Lost per Offense.....	17
G. ARSON RATE AND CLEARANCE RATE.....	18
1. Value of Property Destroyed by Arson.....	19
ARREST STATISTICS.....	21-33
1. Total Arrests Table and 10-Year Arrest Rate Charts.....	22
2. Arrests for Index Offenses, Maui County, 2004-2013.....	23
3. Age and Sex of Adults Arrested for Index Offenses, 2013.....	24
4. Race/Ethnicity of Adults Arrested for Index Offenses, 2013.....	25
5. Age and Sex of Juveniles Arrested for Index Offenses, 2013.....	26
6. Race/Ethnicity of Juveniles Arrested for Index Offenses, 2013.....	27
7. Part II Arrests by Offense, Maui County, 2004-2013 – Adults.....	28
8. Part II Arrests by Offense, Maui County, 2004-2013 – Juveniles.....	29
9. Age and Sex of Adults Arrested for Part II Offenses, 2013.....	30
10. Race/Ethnicity of Adults Arrested for Part II Offenses, 2013.....	31
11. Age and Sex of Juveniles Arrested for Part II Offenses, 2013.....	32
12. Race/Ethnicity of Juveniles Arrested for Part II Offenses, 2013.....	33
APPENDIX A DEFINITIONS.....	35-36
APPENDIX B PART II OFFENSES.....	37-39

*This report provides crime statistics and analyses only for Maui County. The complete "Crime in Hawaii, 2013" report, which includes statewide rate comparisons, and data on police officers killed and assaulted, police department employee counts, and population estimates, will be available following submission of complete crime data for 2013 from all four of Hawaii's county police departments. **This report will be replaced by the "Crime in Hawaii, 2013" report upon its completion.***

Other Caveats

Statistical crime reporting requires a number of rules to count events consistently. Multiple offenses may be committed in most opportunities for crime, and multiple charges may be attached to a single arrest. The statistics presented in this report were collected and compiled using the FBI's Hierarchy Rule that limits crime counts to only the most serious offense committed within an incident that is constrained by time and place, and limits arrest counts to only the most serious charge per booking. Therefore, some crimes may be underreported, e.g., if the victim is killed in a single-victim robbery situation, only murder is recorded, not the crime of robbery. Further details of the Hierarchy Rule are discussed in Footnote 1 on page 2.

The number of reported offenses corresponds to a victim count for only some types of offenses. Violent crimes generally employ the total victim count. Robberies, however, are counted by the incident, regardless of the number of victims. Property crimes also are generally counted by the incident, with the notable exceptions that a burglary is counted for each structure entered, and a motor vehicle theft for each vehicle stolen.

Some crimes are inherently difficult to classify. The Uniform Crime Reporting (UCR) definition of aggravated assault, for example, is complex and has been misinterpreted, resulting in large variations between agencies and between years.

These statistics were produced from the operations of Hawaii's four county police departments. Statistics of prosecutorial, court, and parole board decisions are reported separately, by those agencies.

It is strongly cautioned that year-to-year changes based on small numbers of events are likely to result in large percentage changes which typically are not as meaningful as they might appear at first glance.

An unappreciated difference in the time period covered by two different sets of statistics can lead to erroneous conclusions regarding underlying relationships. For example, an abrupt change in the "percent of offenses cleared" statistics, which link the volume of arrests to the volume of reported offenses, should be viewed with caution because offenses already reported in previous years may be counted as cleared, by arrest or exceptional means, in the current year. A clearance is further defined in Appendix A.

The distinction between resident and de facto population is a most important consideration in viewing *Crime in Hawaii*. Crime rates are based on the number of crimes per 100,000 residents. De facto population includes the number of persons physically present in the state: residents, tourists, and non-resident military personnel. Crime rates based on de facto population can be significantly different than rates based on resident population. The UCR program uses resident population to calculate crime rates for all states. However, because of Hawaii's relatively small resident population and large visitor population, crime rates based on resident population are much higher when compared to rates based on the actual number of people in the state.

These and other issues surrounding the collection and compilation of crime and arrest data can contribute to the misinterpretation of statistics presented in this report. We welcome the opportunity to address the validity of readers' interpretations involving these crime statistics. Please feel free to contact us:

Research & Statistics Branch
Crime Prevention and Justice Assistance Division
Department of the Attorney General
235 S. Beretania Street, Suite 401
Honolulu, Hawaii 96813

Tel: (808) 586-1150
Fax: (808) 586-1097
Web: ag.hawaii.gov/cpja/

THE UNIFORM CRIME REPORTING PROGRAM

BACKGROUND

The Uniform Crime Reporting (UCR) Program was initiated in 1930 by the International Association of Chiefs of Police (IACP) to meet a recognized need for a nationwide system to collect crime statistics. Since there are numerous differences in criminal codes throughout the United States, the UCR program uses a standard definition for each offense. Law enforcement agencies submit data in accordance to these definitions rather than state statutes. This standardization allows for inter-jurisdictional comparisons and internal validity of national totals.

The national UCR program is administered by the Federal Bureau of Investigation (FBI). Definitions of specific offenses, as well as reporting criteria, are contained in the FBI's *Uniform Crime Reporting Handbook*. The FBI provides report forms and training to city, county, and state law enforcement agencies. Crime data are collected by over 18,000 local enforcement agencies and reported to the FBI. The FBI assembles, publishes, and distributes a comprehensive annual publication entitled *Crime in the United States*, as well as periodic special reports.

In an effort to streamline procedures and provide consistency and comparability of data, the FBI promoted the development of state UCR programs. The purpose of the state-level UCR program is to collect data from local law enforcement agencies and assure compliance with standards developed jointly by the FBI and IACP.

Hawaii's UCR program was housed in the Judiciary from its inception in 1975 until 1981, when it was transferred to the Hawaii Criminal Justice Data Center, a Division of the Department of the Attorney General. In 1991, the program was transferred from the Data Center to the Research and Statistics Branch of the Crime Prevention Division, which in 1995 became the Crime Prevention and Justice Assistance Division.

The Research and Statistics Branch collects and reviews the UCR reports received from the four county police departments before mailing the reports to the FBI. The Branch is also responsible for providing technical assistance to the contributing agencies, as well as serving as the FBI's single point of contact in the State of Hawaii.

CRIME STATISTICS

Consistent with the UCR objectives of providing the best representation of total crime and providing the most meaningful data to police departments, the UCR program collects data on reported offenses and arrests. It is widely understood that offenses known to police are an under-representation of the total number of crimes committed, and that a truly reliable measure of unreported crimes is difficult, if not impossible, to obtain. However, the use of reported offenses as official statistics can be verified and compared over time and between jurisdictions.

Because of their seriousness and frequency of occurrence, seven offenses were initially chosen by the IACP to comprise a Crime Index and serve as indicators of our nation's crime experience: murder and non-negligent manslaughter; forcible rape; robbery; aggravated

assault; burglary; larceny-theft; and motor vehicle theft. In 1979, a congressional mandate added arson as the eighth Crime Index Offense.¹

Information reported for Index Offenses includes: the number of crimes reported; the number of offenses cleared by arrest or by exceptional means²; the number of arrests, and the value of property destroyed by arson and taken in each of the remaining offenses, except aggravated assault. (By definition, property cannot be taken in an assault. An offense that begins as an assault but ends with property being taken is classified as robbery.) The eight Index Crimes plus the crime of negligent manslaughter are referred to as Part I Offenses. While complete information is collected on non traffic-related negligent manslaughters, this offense is rare and not mentioned in *Crime in the United States*. Part II Offenses include all other offenses, except traffic, not included in Part I. The national UCR program collects and reports only arrest data for Part II Offenses, while *Crime in Hawaii* additionally contains reported Part II Offense statistics.³ Total negligent manslaughter arrests, including traffic-related, are included in *Crime in Hawaii* with the Part II arrests.

Definitions of terms used in this report appear in Appendices A and B. More detailed descriptions of the UCR program can be obtained from the *Uniform Crime Reporting Handbook* published by the FBI.

UCR program rules for classifying and counting crimes are somewhat complex and can, at times, even appear contradictory. Prior to delving into the pages that follow, first-time readers of *Crime in Hawaii* are encouraged to read the “Caveats” page. All readers are requested to review this page when attempting to answer questions about how crimes and arrests are counted and to contact us if their questions remain unanswered. Contact information is at the bottom of the “Caveats” page.

¹ Hawaii has collected arson offense data since 1980. Nationally, a number of jurisdictions do not report arson offenses to the FBI. Also, the Hierarchy Rule does not apply to arson offenses. This means that all arsons which become known to the police are counted, so that crime incidents which include arson and one or more of the other Index Offenses are counted twice. As a result, the FBI does not include arsons in calculating and reporting total Index Crimes or property crimes and their respective crime rates. In order to remain consistent with federal reporting, Hawaii also does not include arsons in total Index Crimes and property crimes. Arson offenses are also not counted in the grand total of Index & Part II Offenses.

² An offense cleared by exceptional means is one in which the offender and his or her exact location are known to the law enforcement agency but, for reasons beyond the control of the agency, the offender cannot be arrested. See Appendix A for definition and examples.

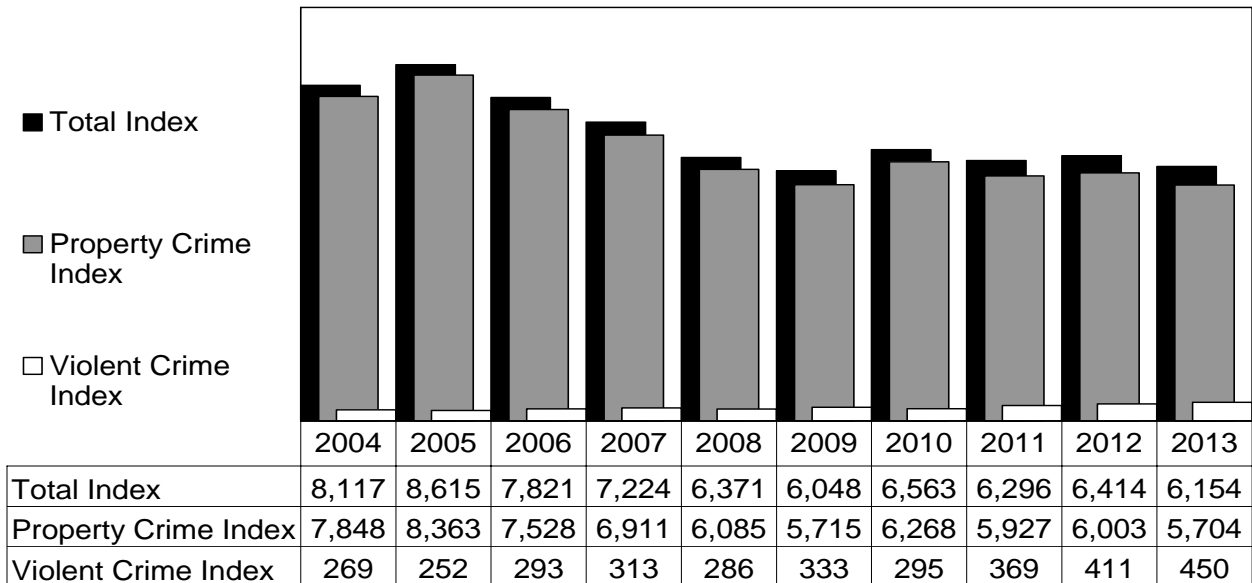
³ See Appendix B for definitions of Part II Offenses.

The total number of Index Crimes reported in Maui County in 2013 decreased 4.1%, violent crimes increased 9.5%, and property crimes decreased 5.0%. The number of reported crimes decreased for five of the eight Index Crime categories: murder, 80.0%; robbery, 15.7%; burglary, 11.2%; larceny-theft, 2.4%; and motor vehicle theft, 14.5%. The number of reported offenses in the other three crime categories increased in 2013: forcible rape, 2.3%; aggravated assault, 24.3%; and arson, 19.2%.

In 2013, 159,652 people, or 11.4% of Hawaii’s population, resided in Maui County. During the past 10 years, the population of Maui County increased 17.2%, while the total number of reported Index Crimes decreased 24.2%. Violent crimes increased 67.3%, and property crimes decreased 27.3% during this decade.

The table on the following page lists the actual numbers of reported offenses, excluding traffic, in Maui County from 2004 to 2013.

**Total Reported Index Offenses
Maui County, 2004-2013**



Reported Offenses

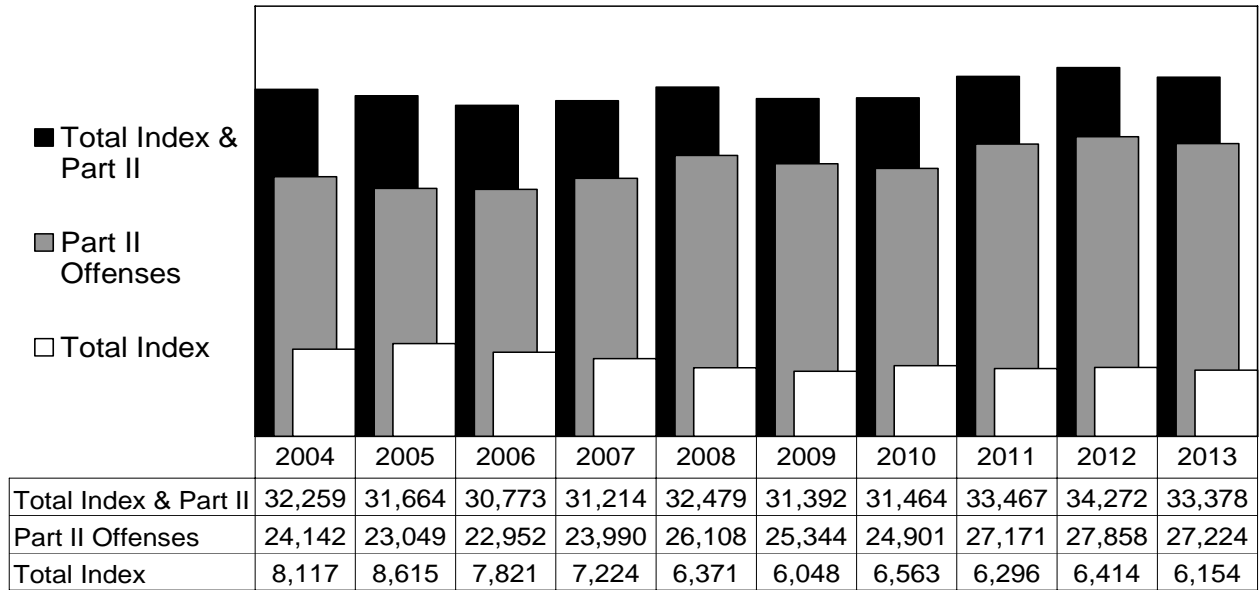
Maui County, 2004-2013

	2004	2005	2006	2007	2008	2009	2010	2011	2012	2013
Total Index	8,117	8,615	7,821	7,224	6,371	6,048	6,563	6,296	6,414	6,154
Violent Crime Index	269	252	293	313	286	333	295	369	411	450
Murder	2	3	0	0	2	3	1	2	5	1
Rape	16	26	27	28	30	44	34	54	44	45
Robbery	70	74	86	61	64	71	77	86	115	97
Assault	181	149	180	224	190	215	183	227	247	307
Property Crime Index	7,848	8,363	7,528	6,911	6,085	5,715	6,268	5,927	6,003	5,704
Burglary	1,791	1,523	1,312	1,212	1,116	1,020	1,091	1,059	1,067	948
Larceny-Theft	5,333	5,678	5,512	5,056	4,437	4,155	4,395	4,203	4,419	4,314
Motor Vehicle Theft	724	1,162	704	643	532	540	782	665	517	442
Arson	49	59	53	41	67	52	61	79	73	87

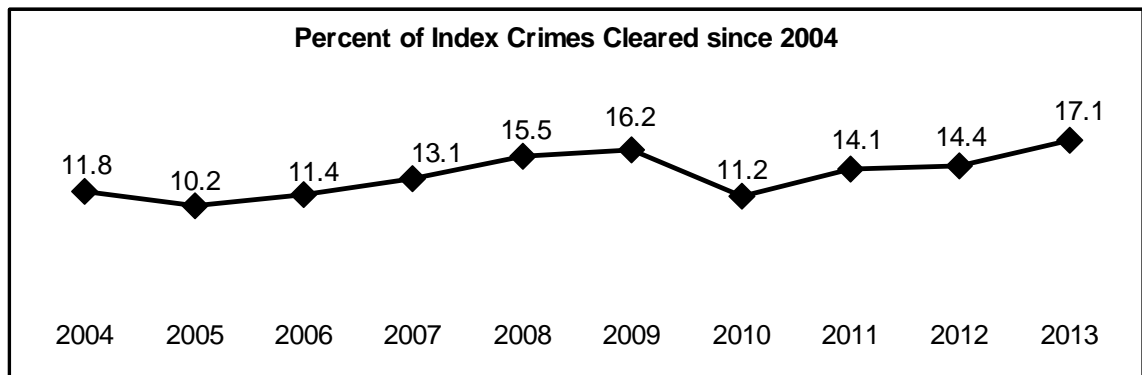
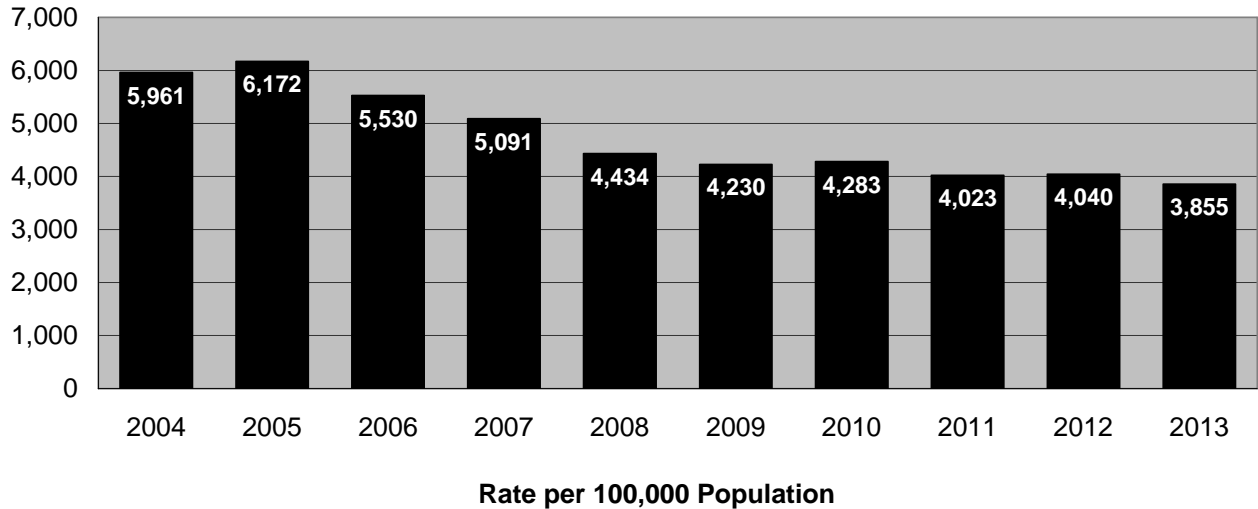
	2004	2005	2006	2007	2008	2009	2010	2011	2012	2013
Part II Offenses	24,142	23,049	22,952	23,990	26,108	25,344	24,901	27,171	27,858	27,224
Total Index & Part II	32,259	31,664	30,773	31,214	32,479	31,392	31,464	33,467	34,272	33,378

Note: Property Crime Index, Part II Offenses, and Total Index and Part II offenses exclude arson.

**Total Reported Index & Part II Offenses
Maui County, 2004-2013**



Total Index Crime Rate, Maui County, 2004-2013



Index Crimes - Murder, forcible rape, robbery, aggravated assault, burglary, larceny-theft, motor vehicle theft, and arson. However, due to a different method of counting, arson is not included in the totals of reported Index Offenses and Index & Part II Offenses.

From 2012 to 2013:

- Reported Index Crimes decreased 4.6% in rate.

Comparing 2013 to 2004:

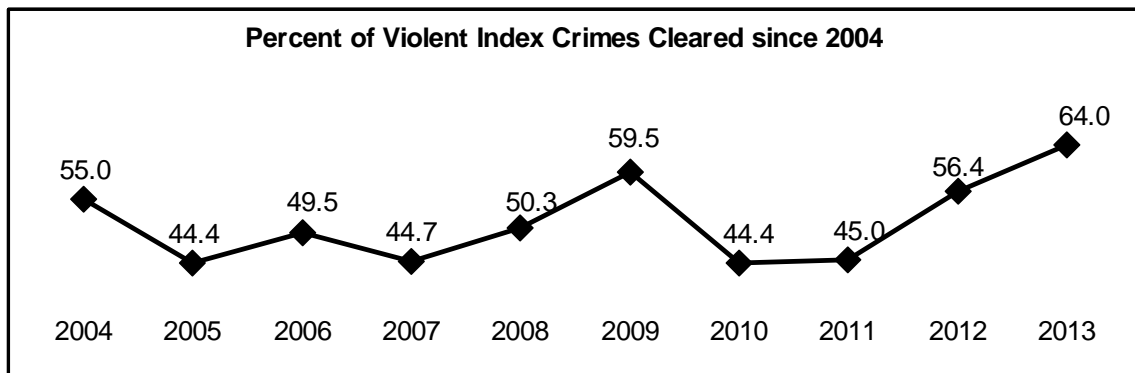
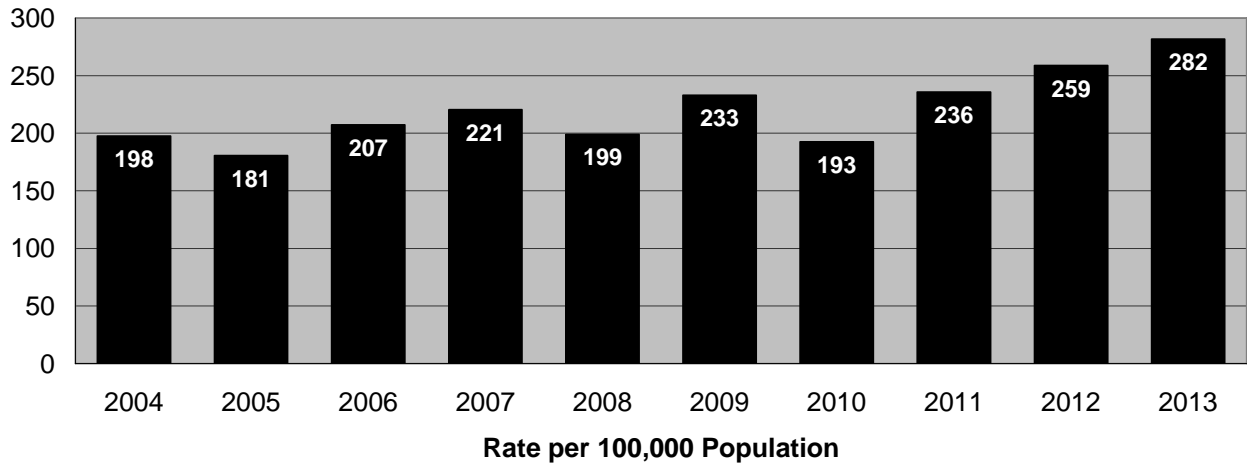
- The Index Crime rate decreased 35.3%.

In 2013, of the 6,154 Index Crimes reported:

- Property crimes accounted for 92.7% (5,704).
- Violent crimes accounted for 7.3% (450).

Maui County’s total Index Crime rate in 2013 was at its lowest point on record since the start of statewide data collection in 1975.

Violent Crime Rate, Maui County, 2004-2013



Violent Crimes - Murder, forcible rape, robbery, and aggravated assault.

From 2012 to 2013:

- The rate of reported violent crimes increased 8.9%.

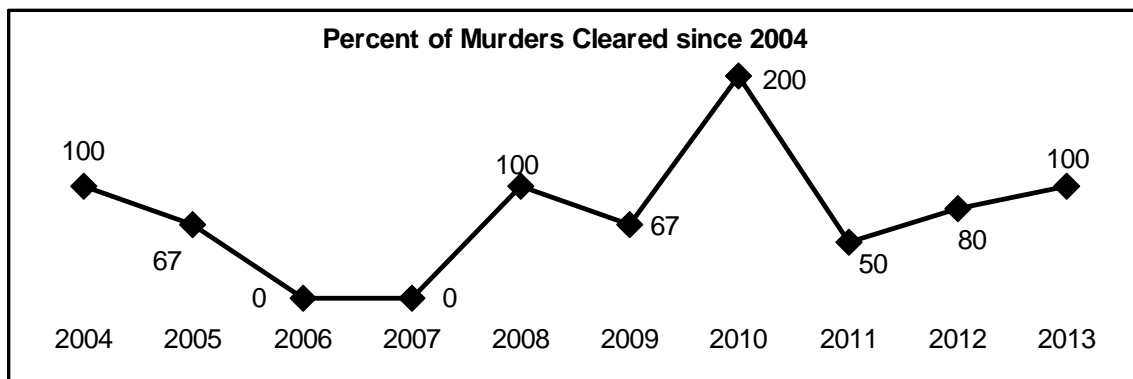
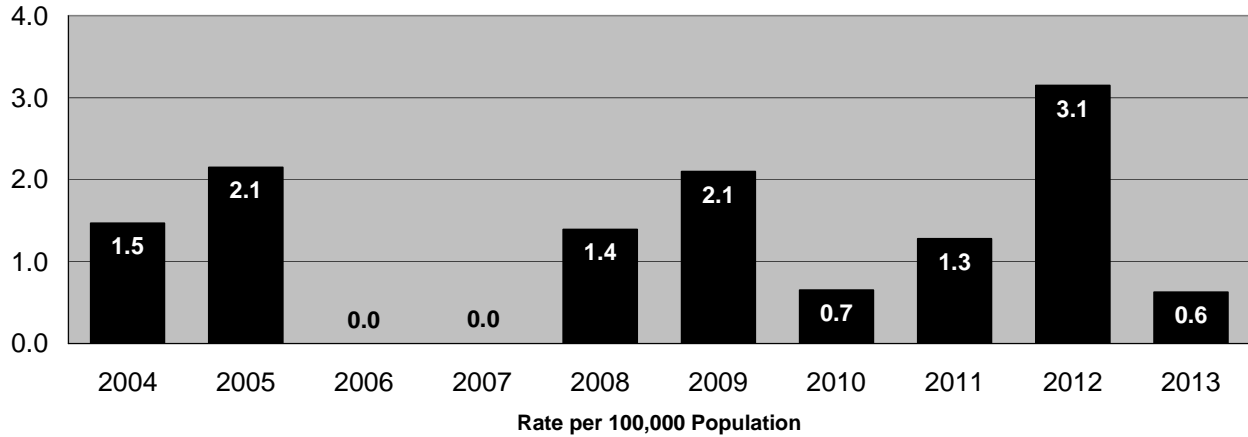
Comparing 2013 to 2004:

- The violent crime rate increased 42.7%.

In 2013, of the 450 violent crimes reported:

- Aggravated assault accounted for 68.2% (307).
- Robbery accounted for 21.6% (97).
- Forcible rape accounted for 10.0% (45).
- Murder accounted for 0.2% (1).

Murder Rate, Maui County, 2004-2013



Murder - The willful killing of one human being by another.

From 2012 to 2013:

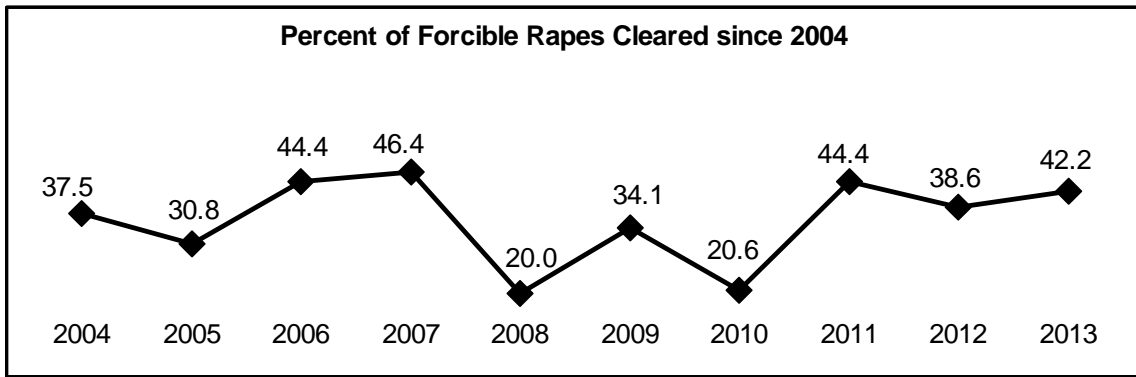
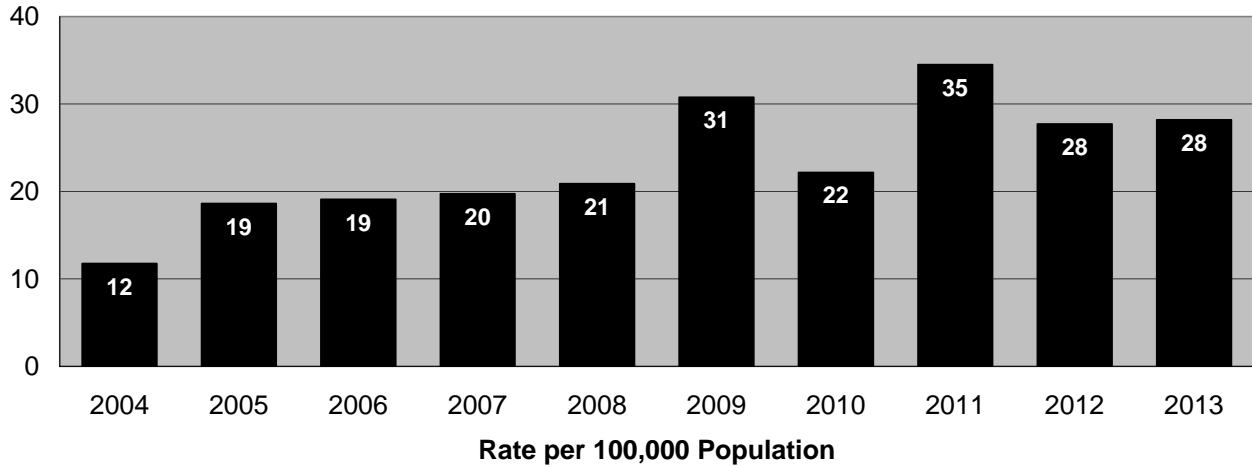
- The murder rate decreased 80.1%, with 5 murders reported in 2012, as compared to 1 murder reported in 2013.

Comparing 2013 to 2004:

- The murder rate decreased 57.4%, with 2 murders reported in 2004, versus 1 murder reported in 2013.

In 2013, a firearm was the weapon utilized in the one murder that was reported.

Forcible Rape Rate, Maui County, 2004-2013



Forcible Rape - The carnal knowledge of a female forcibly and against her will. Assaults or attempts to commit rape by force or threat of force are included.

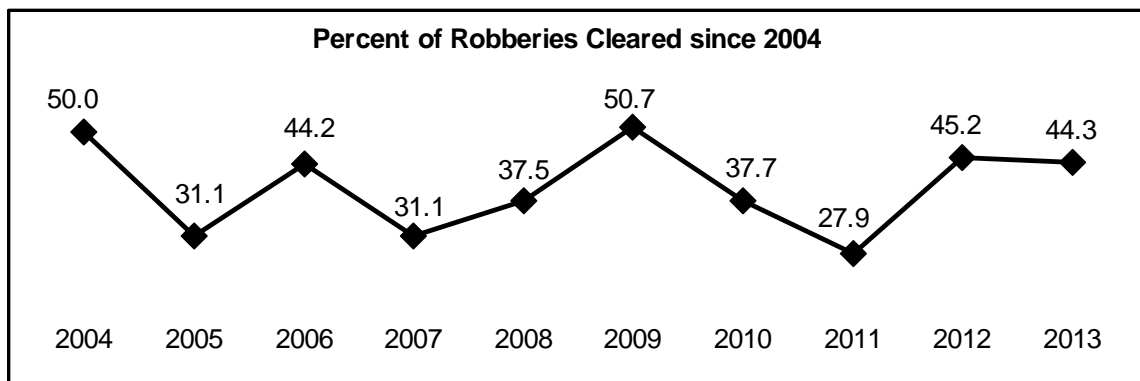
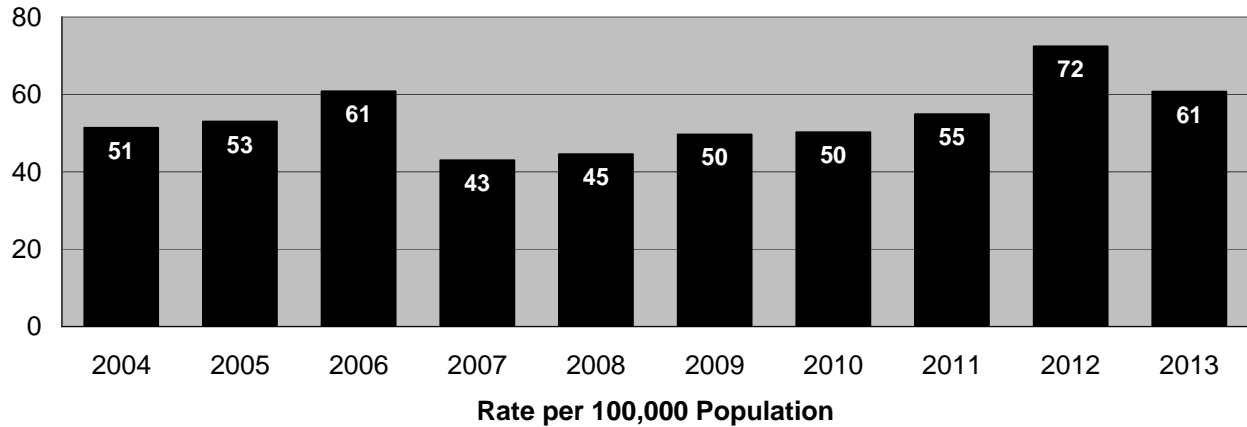
From 2012 to 2013:

- Reported forcible rapes increased 1.7% in rate.

Comparing 2013 to 2004:

- The forcible rape rate increased 139.9%, with 16 rapes reported in 2004, versus 45 rapes reported in 2013.

Robbery Rate, Maui County, 2004-2013



Robbery - The taking or attempting to take anything of value from the care, custody, or control of a person or persons by force or threat of force or violence and/or by putting the victim in fear.

From 2012 to 2013:

- The reported robbery rate decreased 16.1%.

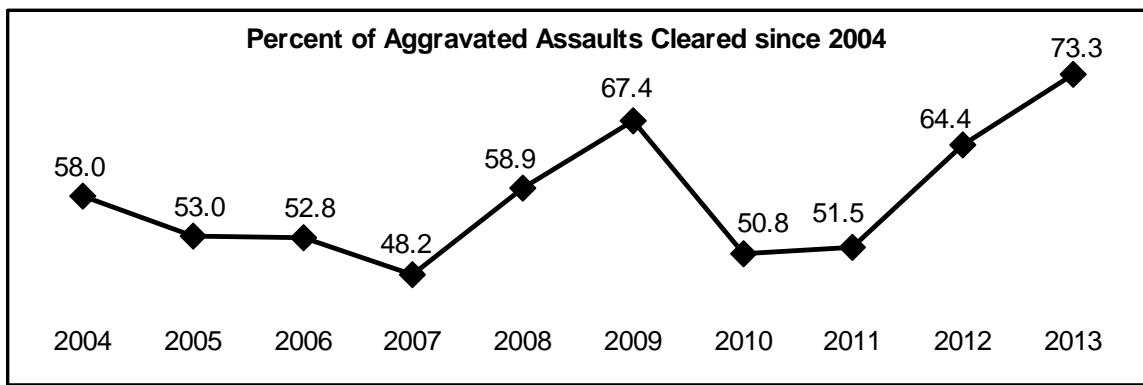
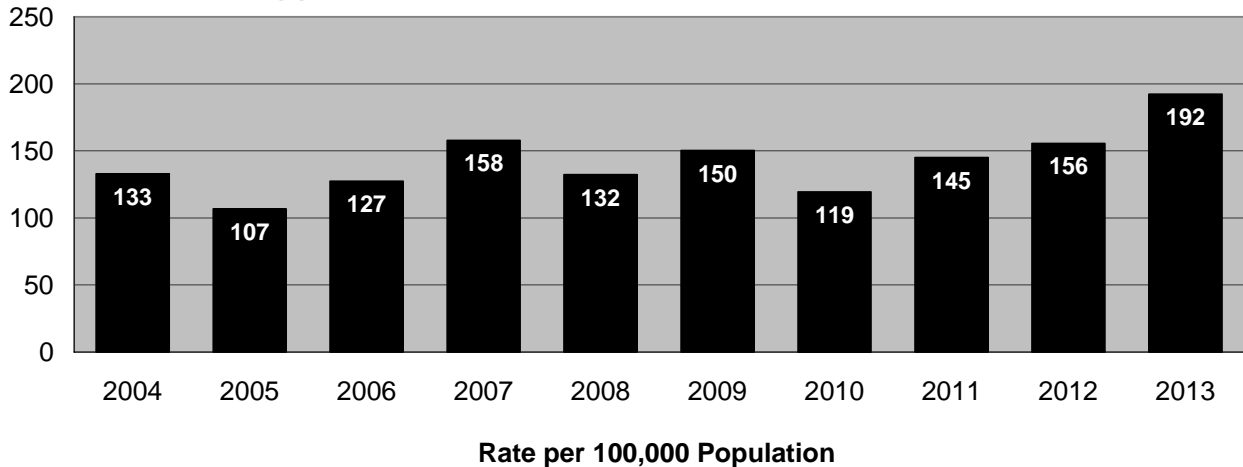
Comparing 2013 to 2004:

- The robbery rate increased 18.2%.

In 2013, of the 97 robberies reported:

- Strongarm weapons (hands, fists, feet, etc.) accounted for 61.9% (60).
- Other dangerous instruments were involved in 22.7% (22).
- Firearms were involved in 10.3% (10).
- Knives or other cutting instruments were involved in 5.2% (5).

Aggravated Assault Rate, Maui County, 2004-2013



Aggravated Assault - The unlawful attack or attempted attack by one person upon another for the purpose of inflicting severe or aggravated bodily injury. This type of assault is usually accompanied by the use of a weapon or by means likely to produce death or great bodily harm.

From 2012 to 2013:

- Reported aggravated assaults increased 23.6% in rate.

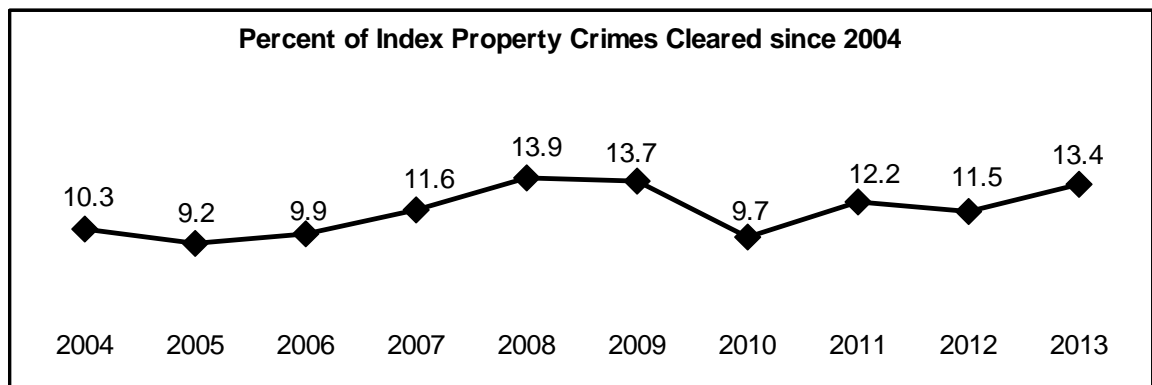
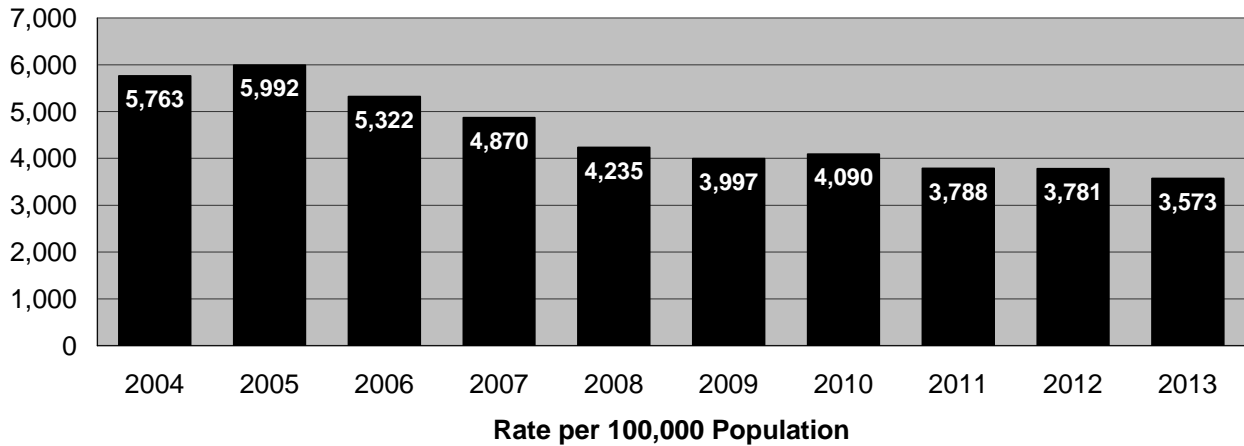
Comparing 2013 to 2004:

- The reported aggravated assault rate increased 44.7%.

In 2013, of the 307 aggravated assaults reported:

- Strongarm weapons (hands, fists, feet, etc.) were used in 46.0% (141).
- Other dangerous instruments were involved in 45.3% (139).
- Knives or other cutting instruments were involved in 8.8% (27).

Property Crime Rate, Maui County, 2004-2013



Property Crimes - Burglary, larceny-theft, and motor vehicle theft. Arson is also a property crime; however, due to a different method of counting, it is not included in the totals of property crimes, Index Crimes, and total Index & Part II Offenses.

From 2012 to 2013:

- Reported property crimes decreased 5.5% in rate.

Comparing 2013 to 2004:

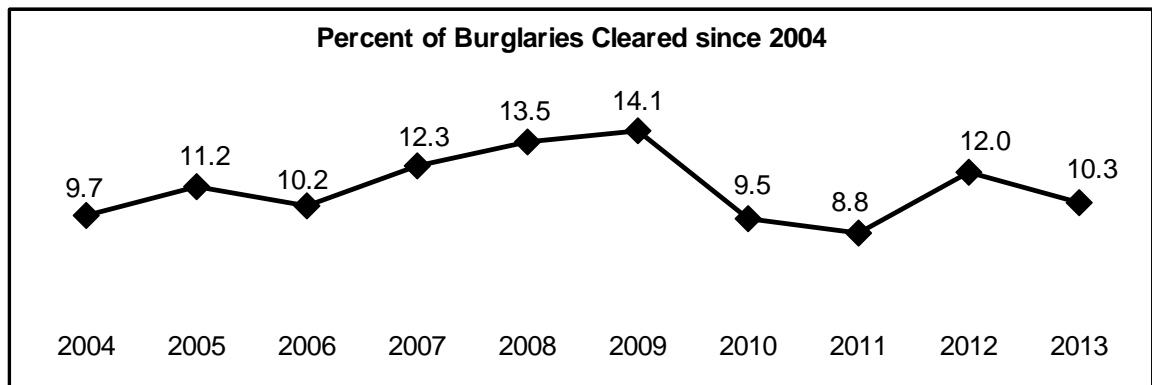
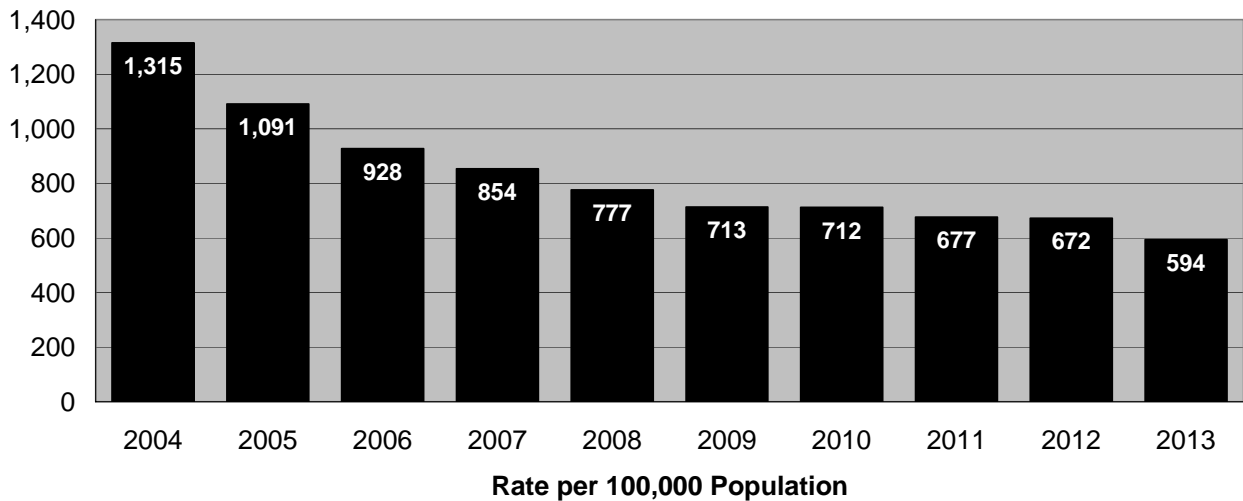
- The property crime rate decreased 38.0%.

In 2013, of the 5,704 property crimes reported:

- Larceny-theft accounted for 75.6% (4,314).
- Burglary accounted for 16.6% (948).
- Motor vehicle theft accounted for 7.7% (442).

Maui County’s property crime rate in 2013 was at its lowest point on record since the start of statewide data collection in 1975.

Burglary Rate, Maui County, 2004-2013



Burglary - The unlawful entry of a structure to commit a felony or a theft. Attempted burglary is included.

From 2012 to 2013:

- The rate of reported burglaries decreased 11.6%.

Comparing 2013 to 2004:

- The burglary rate decreased 54.9%.

In 2013, of the 948 burglaries and attempted burglaries reported:

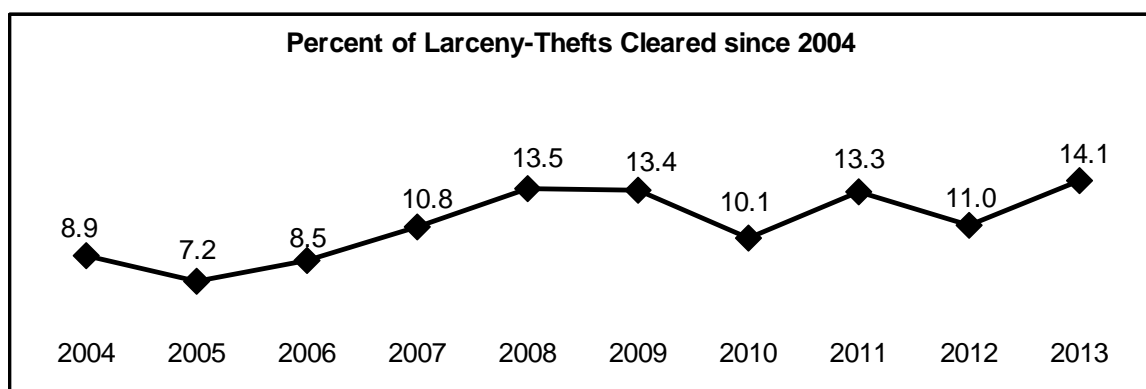
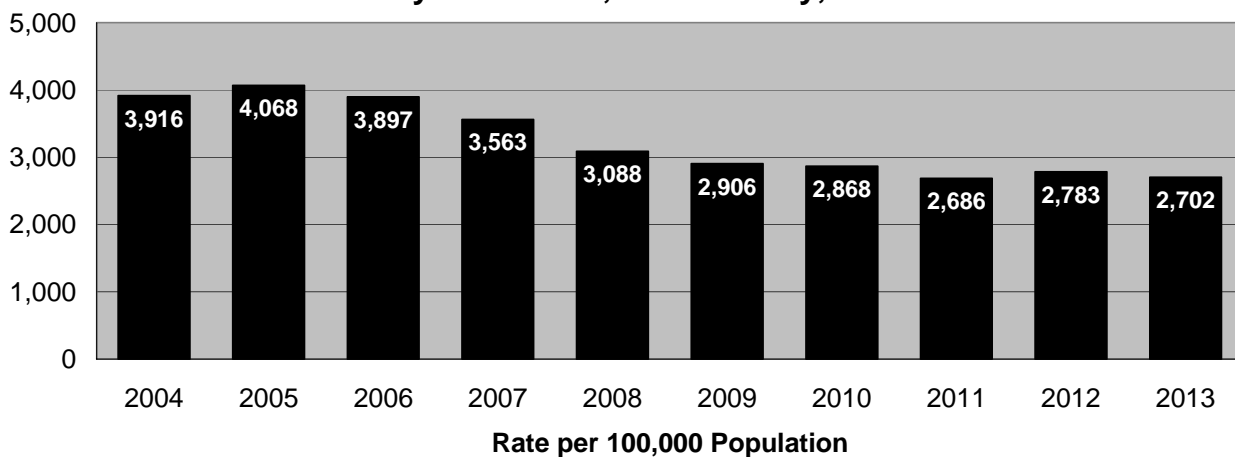
- Burglary accounted for 96.3% (913).
- Attempted burglary accounted for 3.7% (35).

In 2013, of the 913 burglaries that were reported:

- Structures entered without force accounted for 90.1% (823).
- Structures entered by force accounted for 9.9% (90).

Maui County's burglary rate in 2013 was at its lowest point on record since the start of statewide data collection in 1975.

Larceny-Theft Rate, Maui County, 2004-2013



Larceny-theft - The unlawful taking, carrying, leading, or riding away of property from the possession or constructive possession of another.

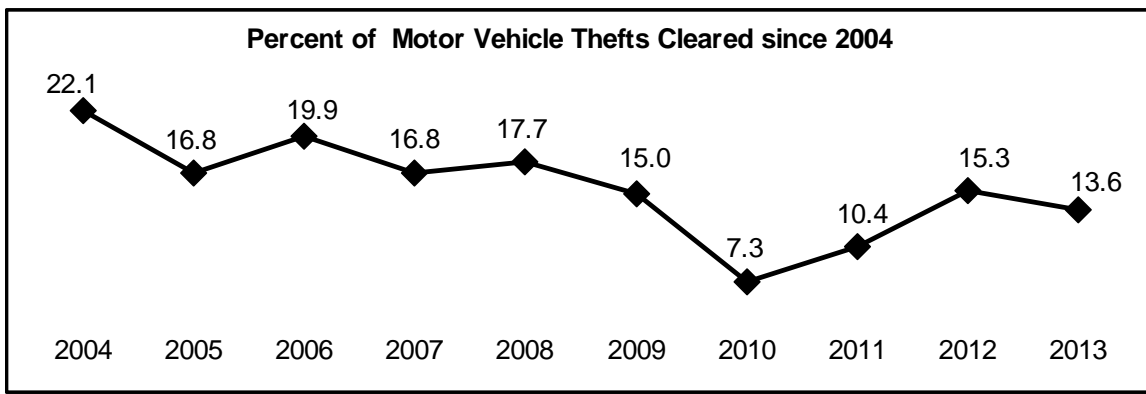
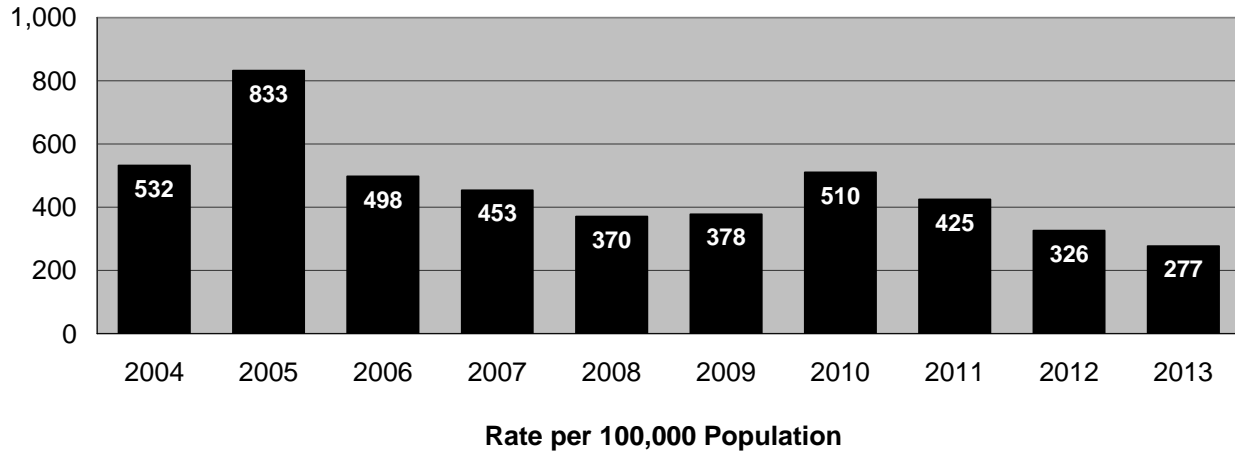
From 2012 to 2013:

- The rate of reported larceny-thefts decreased 2.9%.

Comparing 2013 to 2004:

- The larceny-theft rate decreased 31.0%.

Motor Vehicle Theft Rate, Maui County, 2004-2013



Motor Vehicle Theft - The theft or attempted theft of a motor vehicle.

From 2012 to 2013:

- Reported motor vehicle thefts decreased 15.0% in rate.

Comparing 2013 to 2004:

- The motor vehicle theft rate decreased 47.9%.

In 2013, of the 442 motor vehicle thefts reported:

- Other vehicles accounted for 41.4% (183). Included in this category are motorcycles, mopeds, and golf carts.
- Trucks and buses accounted for 30.3% (134). Included in this category are pickup trucks and vans.
- Autos accounted for 28.3% (125).

Value of Property Stolen by Type of Offense
Maui County, 2013

OFFENSE	# OF OFFENSES	PROPERTY VALUE	% OF TOTAL
MURDER	1	\$ -	0.0
RAPE	45	\$ 1,552	0.0
ROBBERY TOTAL	97	\$ 98,416	0.9
Highway	23	\$ 20,555	0.2
Commercial House	14	\$ 26,277	0.2
Service Station	0	\$ -	0.0
Convenience Store	2	\$ 44	0.0
Residence	9	\$ 3,711	0.0
Bank	4	\$ 11,959	0.1
Miscellaneous	45	\$ 35,870	0.3
BURGLARY TOTAL	948	\$ 2,990,361	26.9
Residence - Night	133	\$ 191,019	1.7
Residence - Day	236	\$ 654,519	5.9
Residence - Unknown	258	\$ 807,116	7.3
Non-Residence - Night	79	\$ 790,555	7.1
Non-Residence - Day	62	\$ 82,482	0.7
Non-Residence - Unknown	180	\$ 464,670	4.2
LARCENY-THEFT TOTAL	4,314	\$ 5,544,892	49.9
Pocket Picking	8	\$ 2,424	0.0
Purse Snatching	7	\$ 2,459	0.0
Shoplifting	793	\$ 137,914	1.2
From Motor Vehicles	519	\$ 496,963	4.5
Motor Vehicle Parts	50	\$ 16,750	0.2
Bicycles	95	\$ 26,626	0.2
From Buildings	222	\$ 366,976	3.3
Coin Machines	3	\$ 80	0.0
All Others	2,617	\$ 4,494,700	40.5
MOTOR VEHICLE THEFT	442	\$ 2,468,481	22.2
GRAND TOTAL	5,847	\$ 11,103,702	100%

Note: Due to rounding, individual percentages may not resolve with subtotals and total.

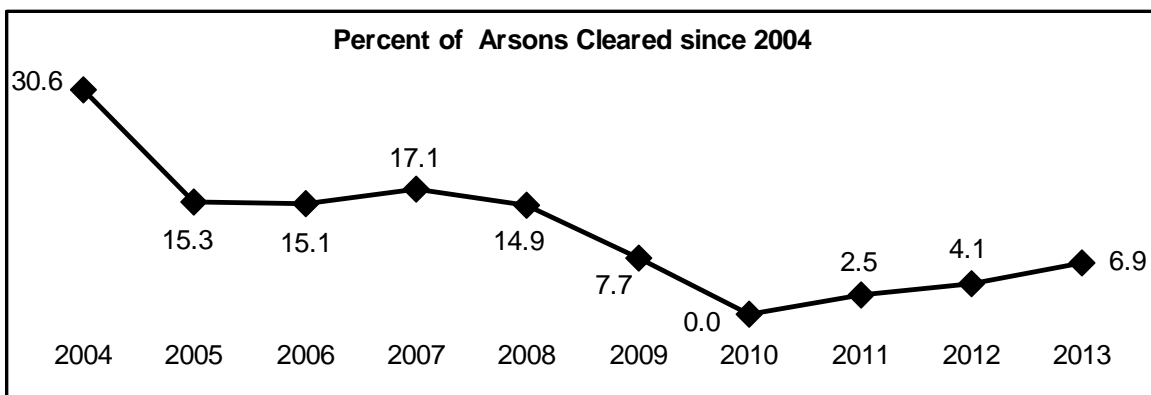
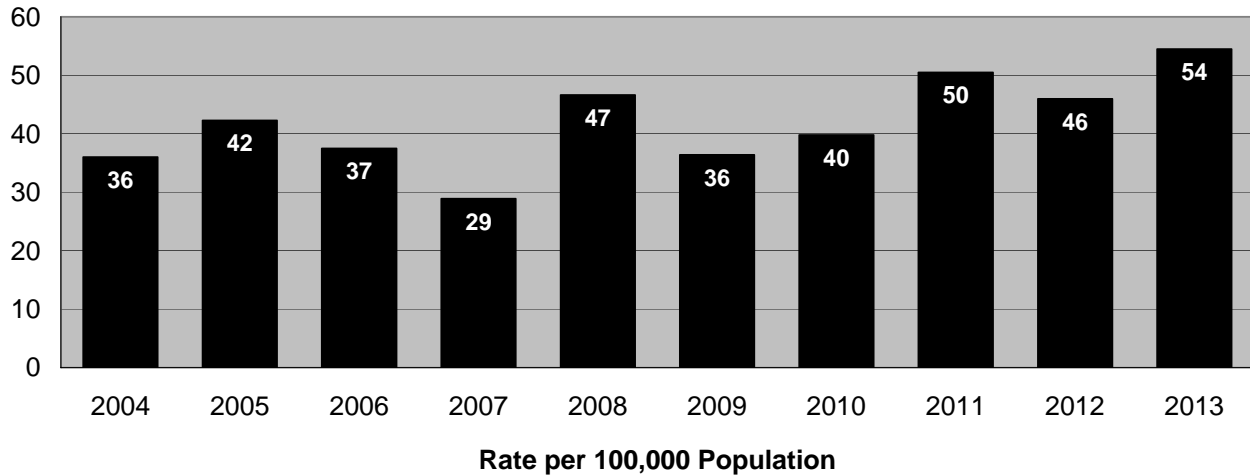
**Value of Property Stolen & Recovered
Maui County, 2013**

Property Type	Amount Stolen	Amount Recovered	% Recovered
Money - Notes	\$2,068,054	\$55,848	2.7
Jewels	\$2,631,529	\$146,713	5.6
Clothing - Furs	\$238,884	\$39,216	16.4
Motor Vehicles	\$2,577,558	\$1,803,411	70.0
Office Equipment	\$263,598	\$43,835	16.6
Televisions - Radios	\$423,635	\$59,666	14.1
Firearms	\$17,171	\$2,750	16.0
Household Goods	\$57,080	\$2,560	4.5
Consumable Goods	\$38,044	\$10,322	27.1
Livestock	\$9,505	\$900	9.5
Miscellaneous	\$2,778,644	\$646,026	23.2
TOTAL	\$11,103,702	\$2,811,247	25.3%

**Total Value of Property Stolen in Larceny-Thefts, by Value Lost per Offense
Maui County, 2013**

Value Lost per Offense	# of Offenses	Total Property Value	% of Lost Value
\$200 or Over	1,860	\$5,374,238	96.9
\$50 to \$200	1,308	\$152,575	2.8
Under \$50	1,146	\$18,079	0.3
Total	4,314	\$5,544,892	

Arson Rate, Maui County, 2004-2013



Arson - Any willful or malicious burning or attempt to burn, with or without intent to defraud, a dwelling, house, public building, motor vehicle or aircraft, personal property of another, etc.

From 2012 to 2013:

- The reported arson rate increased 18.5%.

Comparing 2013 to 2004:

- The arson rate increased 51.4%.

**Value of Property Destroyed by Arson
Maui County, 2013**

Property Type	# of Offenses (% of Total)	Property Value (% of Total)
Structure Total	13 (14.9)	\$384,220 (17.1)
Single Occupancy Residential	3 (3.4)	\$353,100 (15.8)
Other Residential	0 (0.0)	\$0 (0.0)
Storage	0 (0.0)	\$0 (0.0)
Industrial / Manufacturing	0 (0.0)	\$0 (0.0)
Other Commercial	2 (2.3)	\$5,000 (0.2)
Community / Public	5 (5.7)	\$20,620 (0.9)
All Other Structures	3 (3.4)	\$5,500 (0.2)
Mobile Total	28 (32.2)	\$1,566,401 (69.9)
Motor Vehicles	26 (29.9)	\$555,681 (24.8)
Other Mobile Property	2 (2.3)	\$1,010,720 (45.1)
Other	46 (52.9)	\$290,576 (13.0)
TOTAL	87 100%	\$2,241,197 100%

Note: Due to rounding, individual percentages may not resolve with subtotals and total.

ARREST STATISTICS

Arrest data, including the age, sex, and race/ethnicity of the arrestees, are reported by county law enforcement agencies for all violations except most traffic offenses¹. The UCR Program requires that an arrest be counted on each separate occasion a person is taken into custody, notified, or cited. As such, arrest figures do not measure the number of individual people arrested, since one person may be arrested several times during the year, for the same or different types of offenses.

Only the most serious offense is recorded for each arrest. The offenses are divided into two categories: Index Offenses, including murder, forcible rape, robbery, aggravated assault, burglary, larceny-theft, motor vehicle theft, and arson; and Part II Offenses, comprised of all other offenses, including manslaughter by negligence². Definitions of Index Offenses and Part II Offenses are included in Appendices A and B, respectively.

Race and ethnicity data are presented using categories relevant to Hawaii: White, Black, American Indian or Alaskan Native, Chinese, Japanese, Filipino, Hawaiian/Part-Hawaiian, Korean, Samoan, and Other Asian or Pacific Islander. Categories typically employed by the FBI and elsewhere in the nation are more restrictive: White, Black, American Indian or Alaskan Native, and Asian or Pacific Islander.

There were a number of new tables introduced in *Crime in Hawaii, 1996*. Primary among these are historical counts of adult and juvenile arrests for the Part II Offense categories. The juvenile status offenses of curfew/loitering and runaway are traditionally included in Part II. In addition, the status offenses of truancy and ungovernability are included in the Part II arrest category of "All Other Offenses" for juveniles. The role that these status offenses play in any examination of juvenile arrest trends should be seriously considered. For example, in 2013, there were 329 arrests in Maui County for the specified status offenses, accounting for 44.5% of juvenile arrests for Part II Offenses, and 37.3% of all juvenile arrests. Thus, status offense arrests weigh heavily into the calculation of juvenile arrest totals and trends, and any adult-to-juvenile comparison based on traditional Part II totals will be biased in favor of adults.

¹ Contrary to the UCR rule in which reported offenses of negligent manslaughter are tallied for non-traffic cases only, arrest totals for this offense include both traffic and non-traffic cases.

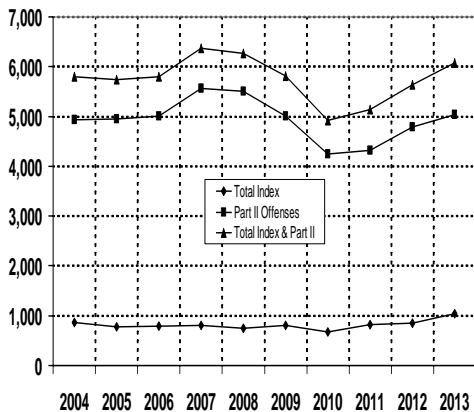
² The division of crime categories is sometimes still made between Part I, an older term that encompassed Index Offenses plus manslaughter by negligence, and Part II, which includes all other offenses. The sections herein on reported offenses (pages 3-20) and arrests (pages 21-33) include manslaughter by negligence with the Part II Offenses for two reasons: 1) the current emphasis of the UCR Program, and this report, is on Index Offenses (which exclude manslaughter by negligence) rather than Part I Offenses; and 2) the FBI's national report, *Crime in the United States*, groups arrest data by Index Offenses and all other offenses — arrests for manslaughter by negligence are excluded.

Total Arrests Maui County, 2004-2013

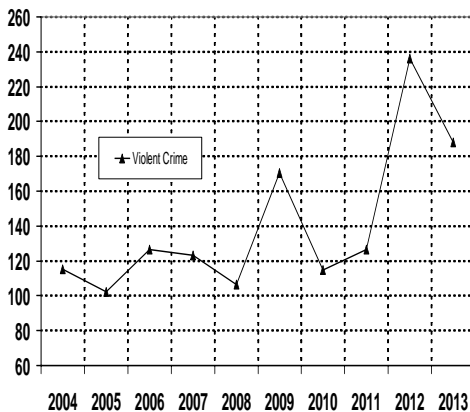
	2004	2005	2006	2007	2008	2009	2010	2011	2012	2013
Total Index	1,168	1,092	1,122	1,146	1,075	1,148	1,039	1,290	1,236	1,650
Violent Crime Index	157	143	179	175	153	244	176	198	264	300
Murder	1	2	1	0	1	1	3	1	4	1
Forcible Rape	3	9	14	13	5	16	21	26	18	19
Robbery	48	51	51	29	30	54	35	33	76	57
Aggravated Assault	105	81	113	133	117	173	117	138	166	223
Property Crime Index	1,011	949	943	971	922	904	863	1,092	972	1,350
Burglary	207	206	175	195	194	190	159	170	163	225
Larceny-Theft	590	467	549	602	599	613	613	803	699	972
Motor Vehicle Theft	197	264	200	164	116	96	88	112	106	144
Arson	17	12	19	10	13	5	3	7	4	9

	2004	2005	2006	2007	2008	2009	2010	2011	2012	2013
Part II Offenses	6,721	6,913	7,077	7,894	7,922	7,165	6,511	6,760	7,709	8,047
Total Index & Part II	7,889	8,005	8,199	9,040	8,997	8,313	7,550	8,050	8,945	9,697

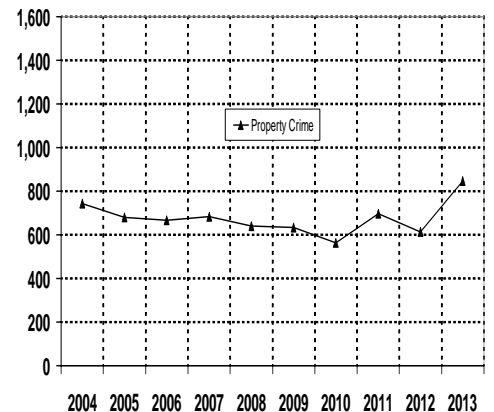
Arrest Rates per 100,000 Residents



Arrest Rates per 100,000 Residents



Arrest Rates per 100,000 Residents



Adult Arrests for Index Offenses, Maui County, 2004-2013

		2004	2005	2006	2007	2008	2009	2010	2011	2012	2013
Total Index		897	880	790	836	755	869	862	1,123	1,076	1,508
Violent Crime	Total Violent	124	118	153	141	127	200	162	187	227	275
	Murder	1	2	1	0	1	1	3	1	4	1
	Forcible Rape	2	9	14	13	5	16	21	26	17	14
	Robbery	33	41	37	15	26	35	35	28	52	50
	Aggravated Assault	88	66	101	113	95	148	103	132	154	210
Property Crime	Total Property	773	762	637	695	628	669	700	936	849	1,233
	Burglary	159	175	119	127	125	161	129	147	146	207
	Larceny-Theft	458	372	381	457	424	427	490	680	605	889
	Motor Vehicle Theft	144	208	123	101	75	77	78	104	94	131
	Arson	12	7	14	10	4	4	3	5	4	6

Juvenile Arrests for Index Offenses, Maui County, 2004-2013

		2004	2005	2006	2007	2008	2009	2010	2011	2012	2013
Total Index		271	212	332	310	320	279	177	167	160	142
Violent Crime	Total Violent	33	25	26	34	26	44	14	11	37	25
	Murder	0	0	0	0	0	0	0	0	0	0
	Forcible Rape	1	0	0	0	0	0	0	0	1	5
	Robbery	15	10	14	14	4	19	0	5	24	7
	Aggravated Assault	17	15	12	20	22	25	14	6	12	13
Property Crime	Total Property	238	187	306	276	294	235	163	156	123	117
	Burglary	48	31	56	68	69	29	30	23	17	18
	Larceny-Theft	132	95	168	145	175	186	123	123	94	83
	Motor Vehicle Theft	53	56	77	63	41	19	10	8	12	13
	Arson	5	5	5	0	9	1	0	2	0	3

Age and Sex of Adults Arrested for Index Offenses

Maui County, 2013

Offense	Sex	18-24	25-29	30-34	35-39	40-44	45-49	50-54	55+	Total	Row %
Murder	M	0	0	1	0	0	0	0	0	1	100.0%
	F	0	0	0	0	0	0	0	0	0	0.0%
Forcible Rape	M	1	0	4	2	3	2	1	1	14	100.0%
	F	0	0	0	0	0	0	0	0	0	0.0%
Robbery	M	15	13	7	6	2	0	0	0	43	86.0%
	F	4	0	1	0	1	1	0	0	7	14.0%
Aggravated Assault	M	39	30	26	19	18	20	9	16	177	84.3%
	F	14	5	5	3	1	3	2	0	33	15.7%
Burglary	M	71	17	22	21	8	16	4	6	165	79.7%
	F	13	4	11	3	3	4	1	3	42	20.3%
Larceny-Theft	M	144	99	54	70	41	49	47	30	534	60.1%
	F	82	66	50	47	35	36	18	21	355	39.9%
Motor Vehicle Theft	M	29	19	9	5	11	15	10	3	101	77.1%
	F	12	4	3	2	1	6	2	0	30	22.9%
Arson	M	1	0	2	0	1	0	0	0	4	66.7%
	F	2	0	0	0	0	0	0	0	2	33.3%
Total	M	300	178	125	123	84	102	71	56	1,039	68.9%
	F	127	79	70	55	41	50	23	24	469	31.1%
Column Percent	M	70.3%	69.3%	64.1%	69.1%	67.2%	67.1%	75.5%	70.0%	68.9%	
	F	29.7%	30.7%	35.9%	30.9%	32.8%	32.9%	24.5%	30.0%	31.1%	

**Race/Ethnicity of Adults Arrested for Index Offenses
Maui County, 2013**

Offense / Row %	White	Black	Indian	Chinese	Japanese	Filipino	Hawaiian	Korean	Samoan	Other	Total
Murder	1 100.0%	0 0.0%	0 0.0%	0 0.0%	0 0.0%	0 0.0%	0 0.0%	0 0.0%	0 0.0%	0 0.0%	1 100.0%
Forcible Rape	7 50.0%	1 7.1%	0 0.0%	0 0.0%	0 0.0%	2 14.3%	2 14.3%	0 0.0%	0 0.0%	2 14.3%	14 100.0%
Robbery	19 38.0%	1 2.0%	0 0.0%	0 0.0%	2 4.0%	6 12.0%	15 30.0%	0 0.0%	0 0.0%	7 14.0%	50 100.0%
Aggravated Assault	78 37.1%	7 3.3%	0 0.0%	2 1.0%	7 3.3%	25 11.9%	71 33.8%	2 1.0%	1 0.5%	17 8.1%	210 100.0%
Burglary	102 49.3%	0 0.0%	0 0.0%	3 1.4%	6 2.9%	18 8.7%	60 29.0%	1 0.5%	0 0.0%	17 8.2%	207 100.0%
Larceny-Theft	393 44.2%	17 1.9%	2 0.2%	3 0.3%	41 4.6%	106 11.9%	226 25.4%	8 0.9%	2 0.2%	91 10.2%	889 100.0%
Motor Vehicle Theft	67 51.1%	3 2.3%	0 0.0%	1 0.8%	1 0.8%	11 8.4%	41 31.3%	0 0.0%	0 0.0%	7 5.3%	131 100.0%
Arson	1 16.7%	0 0.0%	0 0.0%	0 0.0%	0 0.0%	0 0.0%	3 50.0%	0 0.0%	0 0.0%	2 33.3%	6 100.0%
Total	668	29	2	9	57	168	418	11	3	143	1,508
Column Percent	44.3%	1.9%	0.1%	0.6%	3.8%	11.1%	27.7%	0.7%	0.2%	9.5%	100.0%

Age and Sex of Juveniles Arrested for Index Offenses
Maui County, 2013

Offense	Sex	0-9	10-12	13-14	15	16	17	Total	Row %
Murder	M	0	0	0	0	0	0	0	0.0%
	F	0	0	0	0	0	0	0	0.0%
Forcible Rape	M	0	1	2	1	0	1	5	100.0%
	F	0	0	0	0	0	0	0	0.0%
Robbery	M	0	0	0	1	3	2	6	85.7%
	F	0	0	1	0	0	0	1	9.1%
Aggravated Assault	M	0	0	1	2	2	5	10	76.9%
	F	0	0	2	0	1	0	3	23.1%
Burglary	M	0	1	7	3	0	4	15	83.3%
	F	0	1	2	0	0	0	3	16.7%
Larceny-Theft	M	0	1	14	9	6	8	38	45.8%
	F	0	4	11	10	14	6	45	54.2%
Motor Vehicle Theft	M	0	0	1	1	4	3	9	69.2%
	F	0	0	1	1	1	1	4	30.8%
Arson	M	0	0	0	0	2	1	3	100.0%
	F	0	0	0	0	0	0	0	0.0%
Total	M	0	3	25	17	17	24	86	60.6%
	F	0	5	17	11	16	7	56	39.4%
Column Percent	M	0.0%	37.5%	59.5%	60.7%	51.5%	77.4%	60.6%	
	F	0.0%	62.5%	40.5%	39.3%	48.5%	22.6%	39.4%	

Race/Ethnicity of Juveniles Arrested for Index Offenses

Maui County, 2013

Offense / Row %	White	Black	Indian	Chinese	Japanese	Filipino	Hawaiian	Korean	Samoan	Other	Total
Murder	0 0.0%	0 0.0%	0 0.0%	0 0.0%	0 0.0%	0 0.0%	0 0.0%	0 0.0%	0 0.0%	0 0.0%	0 0.0%
Forcible Rape	3 60.0%	0 0.0%	0 0.0%	0 0.0%	0 0.0%	0 0.0%	1 20.0%	0 0.0%	0 0.0%	1 20.0%	5 100.0%
Robbery	1 14.3%	1 14.3%	0 0.0%	0 0.0%	0 0.0%	1 14.3%	3 42.9%	0 0.0%	0 0.0%	1 14.3%	7 100.0%
Aggravated Assault	1 7.7%	4 30.8%	0 0.0%	0 0.0%	0 0.0%	3 23.1%	1 7.7%	0 0.0%	0 0.0%	4 30.8%	13 100.0%
Burglary	6 33.3%	0 0.0%	0 0.0%	0 0.0%	1 5.6%	5 27.8%	6 33.3%	0 0.0%	0 0.0%	0 0.0%	18 100.0%
Larceny-Theft	30 36.1%	3 3.6%	0 0.0%	2 2.4%	2 2.4%	11 13.3%	21 25.3%	0 0.0%	0 0.0%	14 16.9%	83 100.0%
Motor Vehicle Theft	5 38.5%	0 0.0%	0 0.0%	0 0.0%	2 15.4%	2 15.4%	1 7.7%	0 0.0%	0 0.0%	3 23.1%	13 100.0%
Arson	1 33.3%	0 0.0%	0 0.0%	0 0.0%	0 0.0%	2 66.7%	0 0.0%	0 0.0%	0 0.0%	0 0.0%	3 100.0%
Total	47	8	0	2	5	24	33	0	0	23	142
Column Percent	33.1%	5.6%	0.0%	1.4%	3.5%	16.9%	23.2%	0.0%	0.0%	16.2%	100.0%

Adult Part II Arrests by Offense, Maui County, 2004-2013

Type	Specific Offense	2004	2005	2006	2007	2008	2009	2010	2011	2012	2013
Violent	Negligent Manslaughter	0	0	0	0	0	0	0	0	0	0
	Other Assault	555	487	453	441	467	464	484	489	490	532
	Sex Offenses	31	23	37	38	23	35	36	31	32	35
Property-Related	Forgery	67	74	90	96	68	54	36	17	18	10
	Fraud	68	79	68	71	54	49	19	12	6	4
	Embezzlement	44	23	25	31	57	25	32	0	0	0
	Stolen Property	3	3	4	5	8	22	8	0	0	0
	Vandalism	32	40	47	42	34	47	50	47	54	70
Drug Manufacturing/Sale	Opium or Cocaine	2	4	9	10	3	2	3	2	9	12
	Marijuana	23	16	41	18	44	30	32	17	41	42
	Synthetic Narcotic	0	4	0	7	27	50	22	0	0	0
	Nonnarcotic	33	35	26	32	2	0	24	59	55	102
Drug Possession	Opium or Cocaine	20	27	24	34	25	35	51	109	134	194
	Marijuana	117	116	149	168	183	247	275	245	306	314
	Synthetic Narcotic	4	2	3	59	204	221	108	1	0	0
	Nonnarcotic	330	299	250	200	8	15	68	153	216	266
Gambling	Bookmaking	0	0	0	0	0	0	21	11	32	31
	Numbers & Lottery	0	0	0	0	0	0	0	0	0	0
	Other	74	84	153	57	107	41	29	53	2	38
Alcohol-Related	DUI	740	749	762	921	880	698	727	831	874	990
	Liquor Laws	59	69	148	211	193	152	142	98	97	105
	Disorderly Conduct	170	212	262	276	248	246	172	131	119	128
Other	Offenses Agst. Family/Children	11	30	9	14	15	20	6	6	5	12
	Prostitution	0	2	2	9	3	1	27	13	15	6
	Suspicion	0	0	0	0	0	0	0	0	0	0
	Vagrancy	0	0	0	0	0	0	0	0	0	0
	Weapons	47	59	53	42	34	76	50	64	98	106
	All Other Criminal Offenses	3,729	3,930	3,824	4,085	3,978	3,601	3,215	3,824	4,533	4,311
Total Part II Offenses		6,159	6,367	6,439	6,867	6,665	6,131	5,637	6,213	7,136	7,308
Total Index & Part II Offenses		7,056	7,264	7,229	7,703	7,420	7,000	6,499	7,336	8,212	8,816

Juvenile Part II Arrests by Offense, Maui County, 2004-2013

Type	Specific Offense	2004	2005	2006	2007	2008	2009	2010	2011	2012	2013
Violent	Negligent Manslaughter	0	0	0	0	0	0	0	0	0	0
	Other Assault	48	47	46	46	62	55	24	17	15	37
	Sex Offenses	2	3	1	8	3	2	2	1	0	5
Property-Related	Forgery	3	3	1	5	1	1	2	0	0	0
	Fraud	2	1	1	5	5	4	1	0	0	1
	Embezzlement	0	0	3	1	1	0	0	0	0	0
	Stolen Property	0	0	2	1	0	0	0	0	0	0
	Vandalism	10	7	17	21	24	18	3	6	2	10
Drug Manufacturing/Sale	Opium or Cocaine	0	0	0	0	1	0	0	0	0	1
	Marijuana	5	9	4	0	5	4	14	1	2	3
	Synthetic Narcotic	0	0	0	0	2	0	0	0	0	0
	Nonnarcotic	0	3	2	1	0	0	0	0	0	0
Drug Possession	Opium or Cocaine	0	0	0	0	0	5	2	1	1	29
	Marijuana	89	62	86	148	172	139	118	66	125	123
	Synthetic Narcotic	0	0	0	2	5	2	7	3	1	0
	Nonnarcotic	8	6	4	3	6	1	0	0	2	1
Gambling	Bookmaking	0	0	0	0	0	0	0	0	0	0
	Numbers & Lottery	0	0	0	0	0	0	0	0	0	0
	Other	2	0	0	0	0	0	0	0	0	0
Alcohol-Related	DUI	12	17	18	24	19	13	16	2	4	8
	Liquor Laws	22	34	104	116	122	101	85	34	52	28
	Disorderly Conduct	27	26	31	28	37	37	13	15	3	11
Other	Offenses Agst. Family/Children	0	5	0	0	9	10	3	0	1	0
	Prostitution	0	0	0	0	0	0	0	0	0	0
	Suspicion	0	0	0	0	0	0	0	0	0	0
	Vagrancy	0	6	0	0	0	0	0	0	0	0
	Weapons	3	4	3	8	3	3	8	4	10	6
	All Other Offenses	103	114	120	354	461	323	357	262	170	147
Status	Curfew	92	87	82	76	114	64	92	27	68	188
	Runaway	134	112	113	180	205	252	127	108	117	141
Total Part II Offenses		562	546	638	1,027	1,257	1,034	874	547	573	739
Total Index & Part II Offenses		833	817	970	1,337	1,577	1,313	1,051	714	733	881

Age and Sex of Adults Arrested for Part II Offenses Maui County, 2013

Type	Offense	Sex	18-24	25-29	30-34	35-39	40-44	45-49	50-54	55+	Total	Row %
Violent	Negligent Manslaughter	M	0	0	0	0	0	0	0	0	0	0.0%
		F	0	0	0	0	0	0	0	0	0	0.0%
	Other Assault	M	86	67	55	51	48	31	24	34	396	74.4%
		F	38	26	24	10	7	17	7	7	136	25.6%
Sex Offenses	M	1	5	1	2	6	7	0	0	6	28	80.0%
	F	1	1	2	0	0	0	0	0	3	7	20.0%
Property-Related	Forgery	M	1	3	0	0	1	0	1	1	7	70.0%
		F	2	0	1	0	0	0	0	0	3	30.0%
	Fraud	M	0	1	0	0	0	1	0	1	3	75.0%
		F	1	0	0	0	0	0	0	0	1	25.0%
	Embezzlement	M	0	0	0	0	0	0	0	0	0	0.0%
		F	0	0	0	0	0	0	0	0	0	0.0%
	Stolen Property	M	0	0	0	0	0	0	0	0	0	0.0%
		F	0	0	0	0	0	0	0	0	0	0.0%
Vandalism	M	21	12	7	8	4	8	3	0	63	90.0%	
	F	4	0	2	0	1	0	0	0	7	10.0%	
Drug Manufacturing/Sale	Opium or Cocaine	M	5	0	3	0	1	0	0	1	10	83.3%
		F	0	0	1	0	0	1	0	0	2	16.7%
	Marijuana	M	12	4	2	1	3	3	5	5	35	83.3%
		F	1	3	1	1	0	0	1	0	7	16.7%
	Synthetic Narcotic	M	0	0	0	0	0	0	0	0	0	0.0%
		F	0	0	0	0	0	0	0	0	0	0.0%
Nonnarcotic	M	7	16	6	13	10	7	8	2	69	67.6%	
	F	3	7	10	4	2	4	3	0	33	32.4%	
Drug Possession	Opium or Cocaine	M	29	15	22	25	10	16	15	11	143	73.7%
		F	9	7	7	14	2	7	3	2	51	26.3%
	Marijuana	M	71	31	27	26	29	17	30	24	255	81.2%
		F	27	10	6	3	5	2	4	2	59	18.8%
	Synthetic Narcotic	M	0	0	0	0	0	0	0	0	0	0.0%
		F	0	0	0	0	0	0	0	0	0	0.0%
Nonnarcotic	M	17	26	23	22	33	27	24	15	187	70.3%	
	F	14	10	16	7	8	9	9	6	79	29.7%	
Gambling	Bookmaking	M	0	0	6	6	3	3	2	6	26	83.9%
		F	0	0	1	1	1	0	2	0	5	16.1%
	Numbers & Lottery	M	0	0	0	0	0	0	0	0	0	0.0%
		F	0	0	0	0	0	0	0	0	0	0.0%
Other	M	10	10	6	4	2	2	3	1	38	100.0%	
	F	0	0	0	0	0	0	0	0	0	0.0%	
Alcohol-Related	DUI	M	146	132	122	87	47	62	55	60	711	71.8%
		F	78	54	37	24	32	11	30	13	279	28.2%
	Liquor Laws	M	50	3	5	2	0	4	4	9	77	73.3%
		F	18	1	0	1	2	3	1	2	28	26.7%
Disorderly Conduct	M	12	18	15	14	9	6	9	11	94	73.4%	
	F	11	8	2	5	0	4	2	2	34	26.6%	
Other	Offenses Agst. Family/Children	M	2	2	3	1	3	0	0	0	11	91.7%
		F	0	0	1	0	0	0	0	0	1	8.3%
	Prostitution	M	0	0	0	0	0	0	0	0	0	0.0%
		F	3	2	0	0	1	0	0	0	6	100.0%
	Suspicion	M	0	0	0	0	0	0	0	0	0	0.0%
		F	0	0	0	0	0	0	0	0	0	0.0%
	Vagrancy	M	0	0	0	0	0	0	0	0	0	0.0%
		F	0	0	0	0	0	0	0	0	0	0.0%
Weapons	M	16	9	13	14	12	9	10	10	93	87.7%	
	F	4	1	0	3	0	3	0	2	13	12.3%	
All Other Offenses	M	631	573	495	358	362	307	228	270	3,224	74.8%	
	F	224	165	190	124	116	120	85	63	1,087	25.2%	
Total	M	1,117	927	811	634	583	510	421	467	5,470	74.8%	
	F	438	295	301	197	177	181	147	102	1,838	25.2%	
Column Percent	M	71.8%	75.9%	72.9%	76.3%	76.7%	73.8%	74.1%	82.1%	74.8%		
	F	28.2%	24.1%	27.1%	23.7%	23.3%	26.2%	25.9%	17.9%	25.2%		

Race/Ethnicity of Adults Arrested for Part II Offenses Maui County, 2013

Type	Offense	White	Black	Indian	Chinese	Japanese	Filipino	Hawaiian	Korean	Samoan	Other	Total
Violent	Negligent Manslaughter	0 0.0%	0 0.0%	0 0.0%	0 0.0%	0 0.0%	0 0.0%	0 0.0%	0 0.0%	0 0.0%	0 0.0%	0 0.0%
	Other Assault	201 37.8%	13 2.4%	0 0.0%	6 1.1%	9 1.7%	66 12.4%	166 31.2%	1 0.2%	6 1.1%	64 12.0%	532 100.0%
	Sex Offenses	22 62.9%	1 2.9%	0 0.0%	0 0.0%	0 0.0%	5 14.3%	2 5.7%	0 0.0%	0 0.0%	5 14.3%	35 100.0%
Property-Related	Forgery	6 60.0%	0 0.0%	0 0.0%	0 0.0%	0 0.0%	1 10.0%	1 10.0%	0 0.0%	0 0.0%	2 20.0%	10 100.0%
	Fraud	1 25.0%	0 0.0%	0 0.0%	0 0.0%	1 25.0%	1 25.0%	0 0.0%	0 0.0%	0 0.0%	1 25.0%	4 100.0%
	Embezzlement	0 0.0%	0 0.0%	0 0.0%	0 0.0%	0 0.0%	0 0.0%	0 0.0%	0 0.0%	0 0.0%	0 0.0%	0 0.0%
	Stolen Property	0 0.0%	0 0.0%	0 0.0%	0 0.0%	0 0.0%	0 0.0%	0 0.0%	0 0.0%	0 0.0%	0 0.0%	0 0.0%
	Vandalism	29 41.4%	0 0.0%	0 0.0%	0 0.0%	1 1.4%	9 12.9%	18 25.7%	0 0.0%	0 0.0%	13 18.6%	70 100.0%
Drug Manufacturing/Sale	Opium or Cocaine	3 25.0%	0 0.0%	0 0.0%	0 0.0%	0 0.0%	2 16.7%	4 33.3%	0 0.0%	0 0.0%	3 25.0%	12 100.0%
	Marijuana	21 50.0%	1 2.4%	3 7.1%	0 0.0%	4 9.5%	4 9.5%	9 21.4%	0 0.0%	0 0.0%	0 0.0%	42 100.0%
	Synthetic Narcotic	0 0.0%	0 0.0%	0 0.0%	0 0.0%	0 0.0%	0 0.0%	0 0.0%	0 0.0%	0 0.0%	0 0.0%	0 0.0%
	Nonnarcotic	21 20.6%	5 4.9%	0 0.0%	0 0.0%	1 1.0%	21 20.6%	40 39.2%	0 0.0%	0 0.0%	14 13.7%	102 100.0%
Drug Possession	Opium or Cocaine	105 54.1%	4 2.1%	0 0.0%	4 2.1%	4 2.1%	22 11.3%	44 22.7%	1 0.5%	0 0.0%	10 5.2%	194 100.0%
	Marijuana	128 40.8%	12 3.8%	2 0.6%	4 1.3%	7 2.2%	36 11.5%	98 31.2%	1 0.3%	0 0.0%	26 8.3%	314 100.0%
	Synthetic Narcotic	0 0.0%	0 0.0%	0 0.0%	0 0.0%	0 0.0%	0 0.0%	0 0.0%	0 0.0%	0 0.0%	0 0.0%	0 0.0%
	Nonnarcotic	72 27.1%	0 0.0%	0 0.0%	0 0.0%	15 5.6%	57 21.4%	95 35.7%	0 0.0%	0 0.0%	27 10.2%	266 100.0%
Gambling	Bookmaking	0 0.0%	0 0.0%	0 0.0%	0 0.0%	1 3.2%	25 80.6%	1 3.2%	2 6.5%	0 0.0%	2 6.5%	31 100.0%
	Numbers & Lottery	0 0.0%	0 0.0%	0 0.0%	0 0.0%	0 0.0%	0 0.0%	0 0.0%	0 0.0%	0 0.0%	0 0.0%	0 0.0%
	Other	0 0.0%	0 0.0%	0 0.0%	0 0.0%	2 5.3%	19 50.0%	15 39.5%	0 0.0%	0 0.0%	2 5.3%	38 100.0%
Alcohol-Related	DUI	508 51.3%	20 2.0%	4 0.4%	10 1.0%	28 2.8%	115 11.6%	163 16.5%	1 0.1%	9 0.9%	132 13.3%	990 100.0%
	Liquor Laws	50 47.6%	2 1.9%	0 0.0%	0 0.0%	0 0.0%	24 22.9%	10 9.5%	2 1.9%	0 0.0%	17 16.2%	105 100.0%
	Disorderly Conduct	45 35.2%	5 3.9%	1 0.8%	0 0.0%	6 4.7%	19 14.8%	40 31.3%	1 0.8%	2 1.6%	9 7.0%	128 100.0%
Other	Offenses Agst. Family/Children	4 33.3%	1 8.3%	0 0.0%	0 0.0%	0 0.0%	2 16.7%	3 25.0%	0 0.0%	0 0.0%	2 16.7%	12 100.0%
	Prostitution	0 0.0%	4 66.7%	0 0.0%	0 0.0%	0 0.0%	0 0.0%	0 0.0%	0 0.0%	0 0.0%	2 33.3%	6 100.0%
	Suspicion	0 0.0%	0 0.0%	0 0.0%	0 0.0%	0 0.0%	0 0.0%	0 0.0%	0 0.0%	0 0.0%	0 0.0%	0 0.0%
	Vagrancy	0 0.0%	0 0.0%	0 0.0%	0 0.0%	0 0.0%	0 0.0%	0 0.0%	0 0.0%	0 0.0%	0 0.0%	0 0.0%
	Weapons	31 29.2%	1 0.9%	0 0.0%	2 1.9%	9 8.5%	10 9.4%	45 42.5%	0 0.0%	0 0.0%	8 7.5%	106 100.0%
	All Other Offenses	1,898 44.0%	96 2.2%	2 0.0%	39 0.9%	130 3.0%	417 9.7%	1,177 27.3%	10 0.2%	15 0.3%	527 12.2%	4,311 100.0%
Total		3,145	165	12	65	218	855	1,931	19	32	866	7,308
Column Percent		43.0%	2.3%	0.2%	0.9%	3.0%	11.7%	26.4%	0.3%	0.4%	11.9%	100.0%

Age and Sex of Juveniles Arrested for Part II Offenses Maui County, 2013

Type	Offense	Sex	0-9	10-12	13-14	15	16	17	Total	Row %
Violent	Negligent	M	0	0	0	0	0	0	0	0.0%
	Manslaughter	F	0	0	0	0	0	0	0	0.0%
	Other Assault	M	0	1	6	4	5	8	24	64.9%
		F	1	0	5	4	0	3	13	35.1%
	Sex Offenses	M	0	1	3	1	0	0	5	100.0%
F		0	0	0	0	0	0	0	0.0%	
Property-Related	Forgery	M	0	0	0	0	0	0	0	0.0%
		F	0	0	0	0	0	0	0	0.0%
	Fraud	M	0	0	0	0	1	0	1	100.0%
		F	0	0	0	0	0	0	0	0.0%
	Embezzlement	M	0	0	0	0	0	0	0	0.0%
		F	0	0	0	0	0	0	0	0.0%
	Stolen Property	M	0	0	0	0	0	0	0	0.0%
		F	0	0	0	0	0	0	0	0.0%
	Vandalism	M	0	0	2	2	2	2	8	80.0%
		F	0	1	1	0	0	0	2	20.0%
Drug Manufacturing/Sale	Opium or Cocaine	M	0	0	1	0	0	0	1	100.0%
		F	0	0	0	0	0	0	0	0.0%
	Marijuana	M	0	0	2	0	0	0	2	66.7%
		F	0	0	0	1	0	0	1	33.3%
	Synthetic Narcotic	M	0	0	0	0	0	0	0	0.0%
		F	0	0	0	0	0	0	0	0.0%
	Nonnarcotic	M	0	0	0	0	0	0	0	0.0%
		F	0	0	0	0	0	0	0	0.0%
Drug Possession	Opium or Cocaine	M	0	2	0	6	9	5	22	75.9%
		F	0	0	3	0	1	3	7	24.1%
	Marijuana	M	0	6	21	22	16	19	84	68.3%
		F	0	1	12	17	7	2	39	31.7%
	Synthetic Narcotic	M	0	0	0	0	0	0	0	0.0%
		F	0	0	0	0	0	0	0	0.0%
	Nonnarcotic	M	0	0	0	1	0	0	1	100.0%
		F	0	0	0	0	0	0	0	0.0%
Gambling	Bookmaking	M	0	0	0	0	0	0	0	0.0%
		F	0	0	0	0	0	0	0	0.0%
	Numbers & Lottery	M	0	0	0	0	0	0	0	0.0%
		F	0	0	0	0	0	0	0	0.0%
	Other	M	0	0	0	0	0	0	0	0.0%
		F	0	0	0	0	0	0	0	0.0%
Alcohol-Related	DUI	M	0	0	0	1	0	4	5	62.5%
		F	0	0	0	0	0	3	3	37.5%
	Liquor Laws	M	0	0	0	3	9	5	17	60.7%
		F	0	0	2	4	0	5	11	39.3%
	Disorderly Conduct	M	0	0	3	0	4	3	10	90.9%
		F	0	0	0	0	0	1	1	9.1%
Other	Offenses Agst. Family/Children	M	0	0	0	0	0	0	0	0.0%
		F	0	0	0	0	0	0	0	0.0%
	Prostitution	M	0	0	0	0	0	0	0	0.0%
		F	0	0	0	0	0	0	0	0.0%
	Suspicion	M	0	0	0	0	0	0	0	0.0%
		F	0	0	0	0	0	0	0	0.0%
	Vagrancy	M	0	0	0	0	0	0	0	0.0%
		F	0	0	0	0	0	0	0	0.0%
	Weapons	M	0	1	1	1	3	0	6	100.0%
		F	0	0	0	0	0	0	0	0.0%
All Other Offenses	M	0	1	12	13	22	39	87	59.2%	
	F	1	0	14	14	16	15	60	40.8%	
Status	Curfew	M	2	10	24	33	34	16	119	63.3%
		F	2	9	22	13	15	8	69	36.7%
	Runaway	M	1	6	14	13	21	19	74	52.5%
		F	0	7	21	9	22	8	67	47.5%
Total		M	3	28	89	100	126	120	466	63.1%
		F	4	18	80	62	61	48	273	36.9%
Column Percent		M	42.9%	60.9%	52.7%	61.7%	67.4%	71.4%	63.1%	
		F	57.1%	39.1%	47.3%	38.3%	32.6%	28.6%	36.9%	

Race/Ethnicity of Juveniles Arrested for Part II Offenses Maui County, 2013

Type	Offense	White	Black	Indian	Chinese	Japanese	Filipino	Hawaiian	Korean	Samoan	Other	Total
Violent	Negligent Manslaughter	0	0	0	0	0	0	0	0	0	0	0
		0.0%	0.0%	0.0%	0.0%	0.0%	0.0%	0.0%	0.0%	0.0%	0.0%	0.0%
	Other Assault	13	0	0	1	0	3	14	0	1	5	37
		35.1%	0.0%	0.0%	2.7%	0.0%	8.1%	37.8%	0.0%	2.7%	13.5%	100.0%
	Sex Offenses	2	0	0	0	0	2	1	0	0	0	5
		40.0%	0.0%	0.0%	0.0%	0.0%	40.0%	20.0%	0.0%	0.0%	0.0%	100.0%
Property-Related	Forgery	0	0	0	0	0	0	0	0	0	0	0
		0.0%	0.0%	0.0%	0.0%	0.0%	0.0%	0.0%	0.0%	0.0%	0.0%	0.0%
	Fraud	1	0	0	0	0	0	0	0	0	0	1
		100.0%	0.0%	0.0%	0.0%	0.0%	0.0%	0.0%	0.0%	0.0%	0.0%	100.0%
	Embezzlement	0	0	0	0	0	0	0	0	0	0	0
	0.0%	0.0%	0.0%	0.0%	0.0%	0.0%	0.0%	0.0%	0.0%	0.0%	0.0%	
	Stolen Property	0	0	0	0	0	0	0	0	0	0	0
		0.0%	0.0%	0.0%	0.0%	0.0%	0.0%	0.0%	0.0%	0.0%	0.0%	0.0%
	Vandalism	4	1	0	0	0	0	3	0	0	2	10
		40.0%	10.0%	0.0%	0.0%	0.0%	0.0%	30.0%	0.0%	0.0%	20.0%	100.0%
Drug Manufacturing/Sale	Opium or Cocaine	0	0	0	0	0	0	0	0	0	1	1
		0.0%	0.0%	0.0%	0.0%	0.0%	0.0%	0.0%	0.0%	0.0%	100.0%	100.0%
	Marijuana	1	0	0	0	0	0	2	0	0	0	3
		33.3%	0.0%	0.0%	0.0%	0.0%	0.0%	66.7%	0.0%	0.0%	0.0%	100.0%
	Synthetic Narcotic	0	0	0	0	0	0	0	0	0	0	0
		0.0%	0.0%	0.0%	0.0%	0.0%	0.0%	0.0%	0.0%	0.0%	0.0%	0.0%
	Nonnarcotic	0	0	0	0	0	0	0	0	0	0	0
		0.0%	0.0%	0.0%	0.0%	0.0%	0.0%	0.0%	0.0%	0.0%	0.0%	0.0%
Drug Possession	Opium or Cocaine	8	0	0	2	0	5	10	0	0	4	29
		27.6%	0.0%	0.0%	6.9%	0.0%	17.2%	34.5%	0.0%	0.0%	13.8%	100.0%
	Marijuana	37	2	0	0	8	13	47	1	0	15	123
		30.1%	1.6%	0.0%	0.0%	6.5%	10.6%	38.2%	0.8%	0.0%	12.2%	100.0%
	Synthetic Narcotic	0	0	0	0	0	0	0	0	0	0	0
		0.0%	0.0%	0.0%	0.0%	0.0%	0.0%	0.0%	0.0%	0.0%	0.0%	0.0%
	Nonnarcotic	1	0	0	0	0	0	0	0	0	0	1
		100.0%	0.0%	0.0%	0.0%	0.0%	0.0%	0.0%	0.0%	0.0%	0.0%	100.0%
Gambling	Bookmaking	0	0	0	0	0	0	0	0	0	0	0
		0.0%	0.0%	0.0%	0.0%	0.0%	0.0%	0.0%	0.0%	0.0%	0.0%	0.0%
	Numbers & Lottery	0	0	0	0	0	0	0	0	0	0	0
	0.0%	0.0%	0.0%	0.0%	0.0%	0.0%	0.0%	0.0%	0.0%	0.0%	0.0%	
	Other	0	0	0	0	0	0	0	0	0	0	0
		0.0%	0.0%	0.0%	0.0%	0.0%	0.0%	0.0%	0.0%	0.0%	0.0%	0.0%
Alcohol-Related	DUI	6	0	0	0	0	0	1	0	0	1	8
		75.0%	0.0%	0.0%	0.0%	0.0%	0.0%	12.5%	0.0%	0.0%	12.5%	100.0%
	Liquor Laws	7	0	0	0	1	3	16	0	0	1	28
	25.0%	0.0%	0.0%	0.0%	3.6%	10.7%	57.1%	0.0%	0.0%	3.6%	100.0%	
	Disorderly Conduct	2	0	0	1	0	1	5	1	0	1	11
		18.2%	0.0%	0.0%	9.1%	0.0%	9.1%	45.5%	9.1%	0.0%	9.1%	100.0%
Other	Offenses Agst. Family/Children	0	0	0	0	0	0	0	0	0	0	0
		0.0%	0.0%	0.0%	0.0%	0.0%	0.0%	0.0%	0.0%	0.0%	0.0%	0.0%
	Prostitution	0	0	0	0	0	0	0	0	0	0	0
		0.0%	0.0%	0.0%	0.0%	0.0%	0.0%	0.0%	0.0%	0.0%	0.0%	0.0%
	Suspicion	0	0	0	0	0	0	0	0	0	0	0
		0.0%	0.0%	0.0%	0.0%	0.0%	0.0%	0.0%	0.0%	0.0%	0.0%	0.0%
	Vagrancy	0	0	0	0	0	0	0	0	0	0	0
		0.0%	0.0%	0.0%	0.0%	0.0%	0.0%	0.0%	0.0%	0.0%	0.0%	0.0%
	Weapons	0	0	0	0	0	1	4	0	0	1	6
		0.0%	0.0%	0.0%	0.0%	0.0%	16.7%	66.7%	0.0%	0.0%	16.7%	100.0%
	All Other Offenses	57	0	0	0	1	21	47	0	0	21	147
		38.8%	0.0%	0.0%	0.0%	0.7%	14.3%	32.0%	0.0%	0.0%	14.3%	100.0%
Status	Curfew	39	4	0	0	3	39	68	0	0	35	188
		20.7%	2.1%	0.0%	0.0%	1.6%	20.7%	36.2%	0.0%	0.0%	18.6%	100.0%
	Runaway	42	2	0	2	1	13	47	0	0	34	141
		29.8%	1.4%	0.0%	1.4%	0.7%	9.2%	33.3%	0.0%	0.0%	24.1%	100.0%
Total		220	9	0	6	14	101	265	2	1	121	739
Column Percent		29.8%	1.2%	0.0%	0.8%	1.9%	13.7%	35.9%	0.3%	0.1%	16.4%	100.0%

APPENDIX A

DEFINITIONS

AGGRAVATED ASSAULT: An unlawful attack by one person upon another for the purpose of inflicting severe or aggravated bodily injury; attempted murder. This type of assault usually is accompanied by the use of a weapon or by means likely to produce death or great bodily harm. It is not necessary that injury result from an aggravated assault when a gun, knife, or other weapon is used which could and probably would result in serious personal injury if the crime were successfully completed. Attacks by personal weapons, such as hands, fists, feet, etc., which result in serious or aggravated injury.

ARSON: Any willful or malicious burning or attempt to burn, with or without intent to defraud, a dwelling house, public building, motor vehicle or aircraft, personal property of another, etc.

ASSAULT: An unlawful attack by one person upon another. Includes Aggravated Assault (Part I Offense) and Other Assaults (Part II Offense).

BURGLARY: The unlawful entry of a structure to commit a felony or a theft. Includes forcible entry, unlawful entry where no force is used, and attempted forcible entry where no entry occurs.

CLEARANCE: An offense is "cleared" either by arrest or exceptional means. An offense is cleared by arrest when at least one person is arrested; charged with the commission of the offense; and turned over to the court for prosecution. An offense is cleared by exceptional means when the identity of the offender is known; there is enough evidence to support an arrest, charge, and turning over to the court for prosecution; the exact location of the offender is known; and, for reasons outside the control of law enforcement, the offender cannot be arrested, charged, and prosecuted. Examples of offenses cleared by exceptional means include suicide of the offender, double murder, deathbed confession, and denied extradition. It should be noted that the number of offenses and not the number of persons arrested is used to count clearances. Several offenses may be cleared by the arrest of one person; or the arrest of several people may clear only one offense.

CRIME INDEX: The eight Part I Offenses reported in the Uniform Crime Reporting Program to represent the status of crime in the United States: murder and nonnegligent manslaughter (the latter term is not used in Hawaii), forcible rape, robbery, aggravated assault, burglary, larceny-theft, motor vehicle theft, and arson.

CRIME RATE: The number of crimes per 100,000 population (usually the resident population) is obtained using the following equation:

$$Crime\ Rate = \left(\frac{Number\ of\ Crimes}{Resident\ Population} \right) \times 100,000$$

More accurate crime rates (e.g., the number of rapes per 100,000 females or the number of motor vehicle thefts per 100,000 vehicles) are not reported in *Crime in the U.S.* and, therefore, are not used in *Crime in Hawaii*.

CRIMINAL HOMICIDE: The willful (nonnegligent) killing of one human being by another or the killing of another person through gross negligence. Includes Murder and Nonnegligent Manslaughter (the latter term is not used in Hawaii), and Manslaughter by Negligence.

DE FACTO POPULATION: The number of persons physically present in an area, regardless of military status or usual place of residence. Includes visitors present and excludes residents temporarily absent.

FORCIBLE RAPE: The carnal knowledge of a female forcibly and against her will. Assaults or attempts to commit rape by force or threat of force are also included. Statutory rape (without force), any sexual assaults against males, and other sex offenses are not included in this category.

JUVENILE: Person under the age of 18.

LARCENY-THEFT: The unlawful taking, carrying, leading, or riding away of property from the possession or constructive possession of another. Includes pocket-picking, purse-snatching, shoplifting, theft from motor vehicles, theft of motor vehicle parts and accessories, theft of bicycles, etc. Does not include embezzlement, forgery, or motor vehicle theft.

MOTOR VEHICLE THEFT: The theft or attempted theft of a motor vehicle, including automobiles, trucks, buses, motorcycles, motor scooters, snowmobiles, etc.

MURDER: The willful (nonnegligent) killing of one human being by another.

NONVIOLENT OFFENSES: Include the offense categories of larceny-theft, burglary, and auto theft. Often referred to as Property Offenses (excluding robbery).

PART I OFFENSES: Offenses which make up the Crime Index: murder, forcible rape, robbery, aggravated assault, burglary, larceny-theft, motor vehicle theft, and arson; plus the offense of manslaughter by negligence.

PART II OFFENSES: All criminal offenses not classified as Part I Offenses. Also included are the juvenile status offenses of curfew/loitering violation and runaway. See Appendix B for specific Part II Offense definitions.

PROPERTY OFFENSES: Include larceny-theft, burglary, auto theft, and arson. Robbery is classified as a violent crime due to the use or threat of force.

RESIDENT POPULATION: The number of persons whose usual place of residence is in an area, regardless of physical location on the estimated census date. Includes military personnel stationed or homeported in the area and excludes persons of local origin attending school or in military service outside the area.

ROBBERY: The taking or attempting to take anything of value from the care, custody, or control of a person or persons by force or threat of force or violence and/or by putting the victim(s) in fear. While robbery has the attributes of a property crime, it is grouped with violent crimes due to the additional attribute of force or the threat of force.

VIOLENT OFFENSES: Include the offense categories of murder, forcible rape, robbery, and aggravated assault.

APPENDIX B

PART II OFFENSES

CRIMINAL OFFENSES

ASSAULT, OTHER: Assaults and attempted assaults where no weapon was used or which did not result in serious or aggravated injury to the victim. Examples include simple assault, assault and battery, resisting or obstructing an officer, intimidation, coercion, and hazing.

DISORDERLY CONDUCT: Committing a breach of the peace. Includes affray; unlawful assembly; disturbing the peace; disturbing meetings; and blasphemy, profanity, and obscene language.

DRIVING UNDER THE INFLUENCE: Driving or operating any vehicle or common carrier while drunk or under the influence of intoxicants.

DRUG ABUSE VIOLATIONS: Include all violations of state and local laws relating to the unlawful possession, sale, use, growing, manufacturing, and making of illegal drugs.

EMBEZZLEMENT: Misappropriation or misapplication of money or property entrusted to one's care, custody, or control.

FORGERY AND COUNTERFEITING: All offenses dealing with the making, altering, uttering, or possession of, with intent to defraud, anything false in the semblance of what is true.

FRAUD: Fraudulent conversion and obtaining money or property by false pretenses. Includes bad checks (except forgeries and counterfeiting), confidence games, and unauthorized withdrawal of money from an automatic teller machine.

GAMBLING: Promoting, permitting, or engaging in illegal gambling. Includes 3 subcategories: bookmaking, numbers and lottery, and "other" gambling.

LIQUOR LAWS: Include unlawful manufacture, sale, transporting, furnishing, possessing intoxicating liquor; maintaining unlawful drinking places; bootlegging; operating a still; furnishing liquor to a minor; and drinking on a train or public conveyance. Do not include Drunkenness and Driving Under the Influence.

MANSLAUGHTER BY NEGLIGENCE: The killing of another person through gross negligence. Manslaughter by negligence is considered a Part I Offense but is not included in the Crime Index.

OFFENSES AGAINST THE FAMILY AND CHILDREN: Include all charges of nonsupport and neglect or abuse of family and children. Examples include desertion, abandonment, or nonsupport of spouse or child; neglect or abuse of spouse or child; and nonpayment of alimony.

PROSTITUTION AND COMMERCIALIZED VICE: Sex offenses of a commercialized nature. Include prostitution; keeping a bawdy house, disorderly house, or house of ill fame; pandering, procuring, transporting, or detaining women for immoral purposes, etc.; and all attempts.

SEX OFFENSES: Include indecent exposure, incest, statutory rape (no force), any sexual assaults against males, other offenses against common decency and morals, and all attempts. Do not include forcible rape, prostitution, and commercialized vice.

STOLEN PROPERTY: Buying, receiving, and possessing stolen property, including attempts.

VAGRANCY: Persons arrested on grounds of “suspicion” may be prosecuted on this charge. Includes vagrancy, begging, loitering (persons 18 and over), and vagabondage.

VANDALISM: The willful or malicious destruction, injury, disfigurement, or defacement of any public or private property, real or personal, without consent of the owner or person having custody or control by cutting, tearing, breaking, marking, painting, drawing, covering with filth, or any other such means as may be specified by local law.

WEAPONS OFFENSES: Include unlawful manufacture, sale, or possession of deadly weapons; unlawful carrying of deadly weapons, concealed or openly; using, manufacturing, etc. silencers; furnishing deadly weapons to a minor; and all attempts to commit any of the above.

ALL OTHER OFFENSES: Include all other state and local offenses (excluding traffic violations) not included elsewhere. Examples are:

- Admitting minors to improper places
- Abduction and compelling to marry
- Bigamy and polygamy
- Blackmail and extortion
- Combination in restraint of trade; trusts, monopolies
- Contempt of court
- Criminal anarchism
- Discrimination, unfair competition
- Kidnapping
- Marriage within prohibited degrees
- Offenses contributing to juvenile delinquency, such as employment of children in immoral vocations or practices
- Perjury and subornation of perjury
- Possession, repair, manufacture, etc. of burglar's tools
- Possession of drug paraphernalia
- Possession or sale of obscene literature, pictures, etc.
- Public nuisances
- Riot and rout
- Trespass
- Unlawfully bringing drugs and liquor into state prisons, hospitals, etc.; furnishing to convicts
- Violations of state regulatory laws and municipal ordinances
- Violation of quarantine
- Truancy (noncriminal juvenile status offense)
- Ungovernability (noncriminal juvenile status offense)
- All offenses not otherwise classified
- All attempts to commit any of the above

NONCRIMINAL OFFENSES

STATUS OFFENSES (PERSONS UNDER 18): Noncriminal acts or conduct which are offenses only when committed or engaged in by juveniles; include curfew violation and runaways.

CURFEW AND LOITERING: Included are violations of local curfew or loitering ordinances.

RUNAWAYS: Apprehension for protective custody as defined by local statute.

NONCRIMINAL ARREST CATEGORY

SUSPICION: While “suspicion” is not an offense, it may be the grounds for many arrests in those jurisdictions where the law permits. After examination by law enforcement officers, the prisoner is either formally charged or released. Those formally charged are entered in one of the Index or Part II offense classes. This class is limited to “suspicion” arrests where persons arrested are released by the police.

In accordance with the Americans with Disabilities Act, P.L. 101-336, this material is available in an altered format, upon request. If you require an altered format, please call the Department of the Attorney General, Crime Prevention and Justice Assistance Division at (808) 586-1150. TDD: Oahu, 586-1298; neighbor islands, 1-877-586-1298.