

# CRIME IN HAWAII COUNTY

---

An excerpt from the forthcoming  
**CRIME IN HAWAII, 2014**  
A REVIEW OF  
UNIFORM CRIME REPORTS



Prepared By

**Lydia Seumanu Fuatagavi**

Senior Research Analyst

and

**Paul Perrone**

Chief of Research & Statistics

**Research & Statistics Branch**  
**Crime Prevention & Justice Assistance Division**

February 2016

*Crime in Hawaii* can be downloaded from the  
Crime Prevention & Justice Assistance Division web site  
**[ag.hawaii.gov/cpja/](http://ag.hawaii.gov/cpja/)**

# TABLE OF CONTENTS

<i>TABLE OF CONTENTS</i> .....	<i>i</i>
<i>CAVEATS</i> .....	<i>iii</i>
<i>THE UNIFORM CRIME REPORTING PROGRAM</i> .....	1-3
<i>REPORTED OFFENSES STATISTICS</i> .....	5-21
A. HIGHLIGHTS AND REPORTED INDEX OFFENSES CHART, 2005-2014.....	5
B. REPORTED OFFENSES TABLE.....	6
C. REPORTED INDEX AND PART II OFFENSES.....	7
D. TOTAL INDEX CRIME AND CLEARANCE RATES.....	8
E. TOTAL VIOLENT CRIME AND CLEARANCE RATES.....	9
1. Murder Rate and Clearance Rate.....	10
2. Forcible Rape Rate and Clearance Rate.....	11
3. Robbery Rate and Clearance Rate.....	12
4. Aggravated Assault Rate and Clearance Rate.....	13
F. TOTAL PROPERTY CRIME AND CLEARANCE RATES.....	14
1. Burglary Rate and Clearance Rate.....	15
2. Larceny-Theft Rate and Clearance Rate.....	16
3. Motor Vehicle Theft Rate and Clearance Rate.....	17
4. Value of Property Stolen by Offense.....	18
5. Value of Property Stolen and Recovered.....	19
6. Total Value of Property Stolen in Larceny-Theft by Value Lost per Offense.....	19
G. ARSON RATE AND CLEARANCE RATE.....	20
1. Value of Property Destroyed by Arson.....	21
<i>ARREST STATISTICS</i> .....	23-37
1. Total Arrests Table and 10-Year Arrest Rate Charts.....	25
2. Arrests for Index Offenses, Hawaii County, 2005-2014.....	26
3. Age and Sex of Adults Arrested for Index Offenses, 2014.....	27
4. Race/Ethnicity of Adults Arrested for Index Offenses, 2014.....	28
5. Age and Sex of Juveniles Arrested for Index Offenses, 2014.....	29
6. Race/Ethnicity of Juveniles Arrested for Index Offenses, 2014.....	30
7. Part II Arrests by Offense, Hawaii County, 2005-2014 – Adults.....	31
8. Part II Arrests by Offense, Hawaii County, 2005-2014 – Juveniles.....	32
9. Age and Sex of Adults Arrested for Part II Offenses, 2014.....	33
10. Race/Ethnicity of Adults Arrested for Part II Offenses, 2014.....	34
11. Age and Sex of Juveniles Arrested for Part II Offenses, 2014.....	35
12. Race/Ethnicity of Juveniles Arrested for Part II Offenses, 2014.....	36
13. Juvenile Disposition, 2014.....	37
APPENDIX A    DEFINITIONS.....	39-41
APPENDIX B    PART II OFFENSES.....	43-45



*This report provides crime statistics and analyses only for Hawaii County. The complete "Crime in Hawaii, 2014" report, which includes statewide rate comparisons, and data on police officers killed and assaulted, police department employee counts, and population estimates, will be available following submission of complete crime data for 2014 from all four of Hawaii's county police departments. **This report will be replaced by the "Crime in Hawaii, 2014" report upon its completion.***

## Other Caveats

Statistical crime reporting requires a number of rules to count events consistently. Multiple offenses may be committed in most opportunities for crime, and multiple charges may be attached to a single arrest. The statistics presented in this report were collected and compiled using the FBI's Hierarchy Rule that limits crime counts to only the most serious offense committed within an incident that is constrained by time and place, and limits arrest counts to only the most serious charge per booking. Therefore, some crimes may be underreported, e.g., if the victim is killed in a single-victim robbery situation, only murder is recorded, not the crime of robbery. Further details of the Hierarchy Rule are discussed in Footnote 1 on page 2.

The number of reported offenses corresponds to a victim count for only some types of offenses. Violent crimes generally employ the total victim count. Robberies, however, are counted by the incident, regardless of the number of victims. Property crimes also are generally counted by the incident, with the notable exceptions that a burglary is counted for each structure entered, and a motor vehicle theft for each vehicle stolen.

Some crimes are inherently difficult to classify. The Uniform Crime Reporting (UCR) definition of aggravated assault, for example, is complex and has been misinterpreted, resulting in large variations between agencies and between years.

These statistics were produced from the operations of Hawaii's four county police departments. Statistics of prosecutorial, court, and parole board decisions are reported separately, by those agencies.

It is strongly cautioned that year-to-year changes based on small numbers of events are likely to result in large percentage changes which typically are not as meaningful as they might appear at first glance.

An unappreciated difference in the time period covered by two different sets of statistics can lead to erroneous conclusions regarding underlying relationships. For example, an abrupt change in the "percent of offenses cleared" statistics, which link the volume of arrests to the volume of reported offenses, should be viewed with caution because offenses already reported in previous years may be counted as cleared, by arrest or exceptional means, in the current year. A clearance is further defined in Appendix A.

The distinction between resident and de facto population is a most important consideration in viewing *Crime in Hawaii*. Crime rates are based on the number of crimes per 100,000 residents. De facto population includes the number of persons physically present in the state: residents, tourists, and non-resident military personnel. Crime rates based on de facto population can be significantly different than rates based on resident population. The UCR program uses resident population to calculate crime rates for all states. However, because of Hawaii's relatively small resident population and large visitor population, crime rates based on resident population are much higher when compared to rates based on the actual number of people in the state.

These and other issues surrounding the collection and compilation of crime and arrest data can contribute to the misinterpretation of statistics presented in this report. We welcome the opportunity to address the validity of readers' interpretations involving these crime statistics. Please feel free to contact us:

Research & Statistics Branch  
Crime Prevention and Justice Assistance Division  
Department of the Attorney General  
235 S. Beretania Street, Suite 401  
Honolulu, Hawaii 96813

Tel: (808) 586-1150  
Fax: (808) 586-1097  
Web: [ag.hawaii.gov/cpja/](http://ag.hawaii.gov/cpja/)



# THE UNIFORM CRIME REPORTING PROGRAM

## BACKGROUND

The Uniform Crime Reporting (UCR) Program was initiated in 1930 by the International Association of Chiefs of Police (IACP) to meet a recognized need for a nationwide system to collect crime statistics. Since there are numerous differences in criminal codes throughout the United States, the UCR program uses a standard definition for each offense. Law enforcement agencies submit data in accordance to these definitions rather than state statutes. This standardization allows for inter-jurisdictional comparisons and internal validity of national totals.

The national UCR program is administered by the Federal Bureau of Investigation (FBI). Definitions of specific offenses, as well as reporting criteria, are contained in the FBI's *Summary Reporting System (SRS) User Manual*. The FBI provides report forms and training to city, county, and state law enforcement agencies. Crime data are collected by over 18,000 local enforcement agencies and reported to the FBI. The FBI assembles, publishes, and distributes a comprehensive annual publication entitled *Crime in the United States*, as well as periodic special reports.

In an effort to streamline procedures and provide consistency and comparability of data, the FBI promoted the development of state UCR programs. The purpose of the state-level UCR program is to collect data from local law enforcement agencies and assure compliance with standards developed jointly by the FBI and IACP.

Hawaii's UCR program was housed in the Judiciary from its inception in 1975 until 1981, when it was transferred to the Hawaii Criminal Justice Data Center, a Division of the Department of the Attorney General. In 1991, the program was transferred from the Data Center to the Research and Statistics Branch of the Crime Prevention Division, which in 1995 became the Crime Prevention and Justice Assistance Division.

The Research and Statistics Branch collects and reviews the UCR reports received from the four county police departments before forwarding the reports to the FBI. The Branch is also responsible for providing technical assistance to the contributing agencies, as well as serving as the FBI's single point of contact in the State of Hawaii.

## CRIME STATISTICS

Consistent with the UCR objectives of providing the best representation of total crime and providing the most meaningful data to police departments, the UCR program collects data on reported offenses and arrests. It is widely understood that offenses known to police are an under-representation of the total number of crimes committed, and that a truly reliable measure of unreported crimes is difficult, if not impossible, to obtain. However, the use of reported offenses as official statistics can be verified and compared over time and between jurisdictions.

Because of their seriousness and frequency of occurrence, seven offenses were initially chosen by the IACP to comprise a Crime Index and serve as indicators of our nation's crime experience: murder and non-negligent manslaughter; rape; robbery; aggravated assault;

burglary; larceny-theft; and motor vehicle theft. In 1979, a congressional mandate added arson as the eighth Crime Index Offense.<sup>1</sup>

#### An important note about rape data

In 2013, in addition to removing the word “forcible”, the FBI also approved revisions to the UCR Program’s definition of rape<sup>2</sup>. The revised definition of rape is the penetration, no matter how slight, of the vagina or anus with any body part or object, or oral penetration by a sex organ of another person, without the consent of the victim. This revised definition encompasses all genders as victims of rape and also includes the offenses of sodomy, and sexual assaults with an object, which were previously reported to the FBI only as arrests in the other sex offenses category. The old definition, which will be referred to as the legacy definition throughout this report, is defined as the carnal knowledge of a female forcibly and against her will. The State of Hawaii began collecting data per the revised definition of rape in 2014.

#### New additions to the UCR report

Other than the addition of arson in 1979, the UCR program has been a stable and static source of crime statistics for the U.S., allowing for crime rate comparisons between police departments and states across the nation. The FBI recently directed the participating agencies to additionally report the following offenses and arrests to its UCR program:

In 2010, in response to the *USA Patriot Improvement and Re-authorization Act of 2005*, which required the Attorney General to report cargo theft as a separate category in the FBI’s UCR system, the FBI added the offense of cargo theft. Due to the low numbers of participating agencies reporting cargo theft to the FBI, the FBI has yet to publish a cargo theft report. The State of Hawaii required the police agencies to commence the collection data for cargo thefts in January 2014; these data are reported in Appendix F.

In 2013, in order to comply with the *William Wilberforce Trafficking Victims Protection Reauthorization Act of 2008*, the FBI added two more offenses to its Part I Crime Index track: “Human Trafficking - Commercial Sex Acts” and “Human Trafficking - Involuntary Servitude”<sup>3</sup>, increasing the total number of Crime Index Offenses to ten. The Act also required the FBI to distinguish between assisting or promoting prostitution, purchasing prostitution, and prostitution, all of which are reported as arrests in Part II only. The State of Hawaii initiated the human trafficking data collection in January 2014. In line with the FBI’s *Crime in the U.S.* report, the *Crime in Hawaii* report will document human trafficking offenses and arrests separately from the other Crime Index data in Appendix E until such time as the FBI is able to combine all of the

---

<sup>1</sup> Hawaii has collected arson offense data since 1980. Nationally, a number of jurisdictions do not report arson offenses to the FBI. Also, the Hierarchy Rule does not apply to arson offenses. This means that all arsons which become known to the police are counted, so that crime incidents which include arson and one or more of the other Index Offenses are counted twice. As a result, the FBI does not include arsons in calculating and reporting total Index Crimes or property crimes and their respective crime rates. In order to remain consistent with federal reporting, Hawaii also does not include arsons in total Index Crimes and property crimes. Arson offenses are also not counted in the grand total of Index & Part II Offenses.

<sup>2</sup> Hawaii will continue to track rape based on the legacy definition for 5 years until comparative trends have been established. This will only apply to offense data and not arrests.

<sup>3</sup> As in the case for arson, the Hierarchy Rule does not apply to both human trafficking offenses, thus all cases of human trafficking are counted. Human trafficking offenses are not included in the total Index Crime count.



Index Crime data. Prostitution arrests will also be aggregated under the prostitution category in order to mirror the national report.

Lastly, the FBI began collecting revised race and ethnicity data in 2013 in accordance with a directive from the U.S. Government's Office of Management and Budget (OMB). The State of Hawaii followed suit in 2014. The race categories were expanded from four (White, Black, American Indian or Alaskan Native, and Asian or Other Pacific Islander) to five (White, Black, American Indian or Alaskan Native, Asian, and Native Hawaiian or Other Pacific Islander).

Information reported for Index Offenses includes: the number of crimes reported; the number of offenses cleared by arrest or by exceptional means<sup>4</sup>; the number of arrests, and the value of property destroyed by arson and taken in each of the remaining offenses, except aggravated assault. (By definition, property cannot be taken in an assault. An offense that begins as an assault but ends with property being taken is classified as robbery.) The ten Index Crimes plus the crime of negligent manslaughter are referred to as Part I Offenses. While complete information is collected on non traffic-related negligent manslaughters, this offense is rare and not mentioned in *Crime in the United States*. Part II Offenses include all other offenses, except traffic, not included in Part I. The national UCR program collects and reports only arrest data for Part II Offenses, while *Crime in Hawaii* additionally contains reported Part II Offense statistics.<sup>5</sup> Total negligent manslaughter arrests, including traffic-related, are included in *Crime in Hawaii* with the Part II arrests.

Definitions of terms used in this report appear in Appendices A and B. More detailed descriptions of the UCR program can be obtained from the *Summary Reporting System (SRS) User Manual* published by the FBI. Trends in law enforcement officers killed and assaulted (LEOKA) are reported in Appendix C, and population estimates are noted in Appendix D. New data for human trafficking and cargo theft are reported in Appendices E & F, respectively.

UCR program rules for classifying and counting crimes are somewhat complex and can, at times, even appear contradictory. Prior to delving into the pages that follow, first-time readers of *Crime in Hawaii* are encouraged to read the "Caveats" page. All readers are requested to review this page when attempting to answer questions about how crimes and arrests are counted and to contact us if their questions remain unanswered. Contact information is at the bottom of the "Caveats" page.

---

<sup>4</sup> An offense cleared by exceptional means is one in which the offender and his or her exact location are known to the law enforcement agency but, for reasons beyond the control of the agency, the offender cannot be arrested. See Appendix A for definition and examples.

<sup>5</sup> See Appendix B for definitions of Part II offenses.

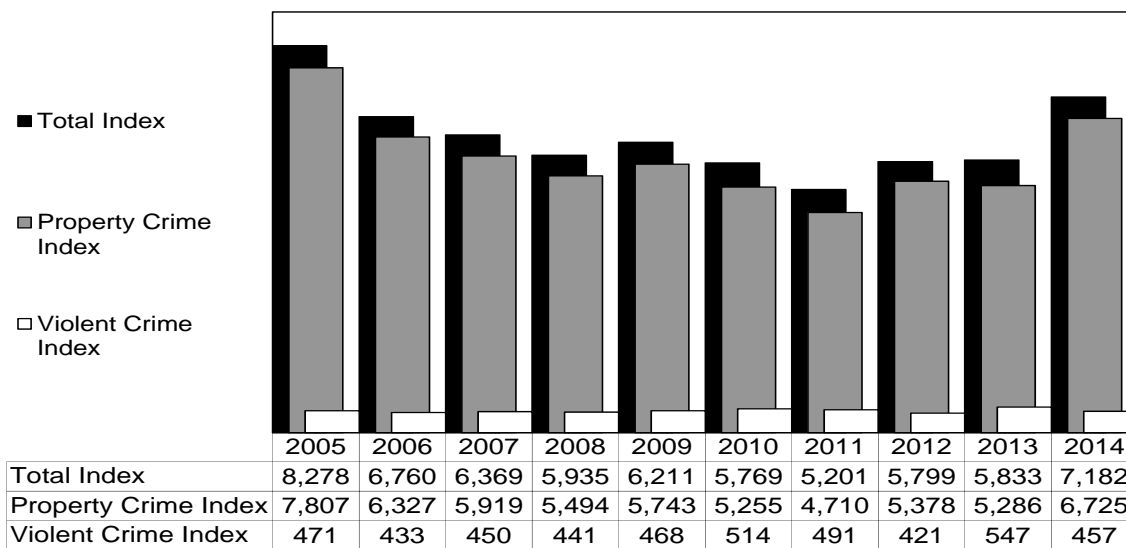


The total number of reported Index Crimes increased 23.1% in Hawaii County in 2014, with violent Index Crimes down 16.5% and property Index Crimes up 27.2%. Four of the Index Crimes decreased in number from 2013 to 2014: murder, 66.7%; robbery, 12.4%; aggravated assault, 30.7%; and arson, 43.8%. The number of reported offenses for the other four Index Crime categories increased from 2013 to 2014: rape, 87.3%; burglary, 5.3%; larceny-theft, 28.7%; and motor vehicle theft, 73.9%.

In 2014, 192,937 people, or 13.6% of Hawaii’s population, resided in Hawaii County. During the past 10 years, the population of Hawaii County increased 17.2%, while the number of reported Index Offenses decreased 13.2%. Property crimes and violent crimes both decreased, 13.9% and 3.0% respectively, during this decade.

The table on the following page lists the actual numbers of reported offenses, excluding traffic, in Hawaii County during the past 10 years.

**Total Reported Index Offenses  
Hawaii County, 2005-2014**



# Reported Offenses

Hawaii County, 2005-2014

	2005	2006	2007	2008	2009	2010	2011	2012	2013	2014
<b>Total Index</b>	<b>8,278</b>	<b>6,760</b>	<b>6,369</b>	<b>5,935</b>	<b>6,211</b>	<b>5,769</b>	<b>5,201</b>	<b>5,799</b>	<b>5,833</b>	<b>7,182</b>
<b>Violent Crime Index</b>	<b>471</b>	<b>433</b>	<b>450</b>	<b>441</b>	<b>468</b>	<b>514</b>	<b>491</b>	<b>421</b>	<b>547</b>	<b>457</b>
Murder	5	4	5	4	5	3	3	5	9	3
Rape*	n/a	n/a	n/a	n/a	n/a	n/a	n/a	n/a	n/a	103
Rape (legacy)*	18	65	77	78	66	85	63	41	55	63**
Robbery	93	88	102	73	67	79	62	74	89	78
Aggravated Assault	355	276	266	286	330	347	363	301	394	273
<b>Property Crime Index</b>	<b>7,807</b>	<b>6,327</b>	<b>5,919</b>	<b>5,494</b>	<b>5,743</b>	<b>5,255</b>	<b>4,710</b>	<b>5,378</b>	<b>5,286</b>	<b>6,725</b>
Burglary	1,837	1,426	1,381	1,208	1,415	1,141	946	1,184	1,138	1,198
Larceny-Theft	5,211	4,293	3,996	3,796	3,855	3,627	3,360	3,751	3,727	4,795
Motor Vehicle Theft	759	608	542	490	473	487	404	443	421	732
Arson	32	50	79	67	28	21	39	19	32	18

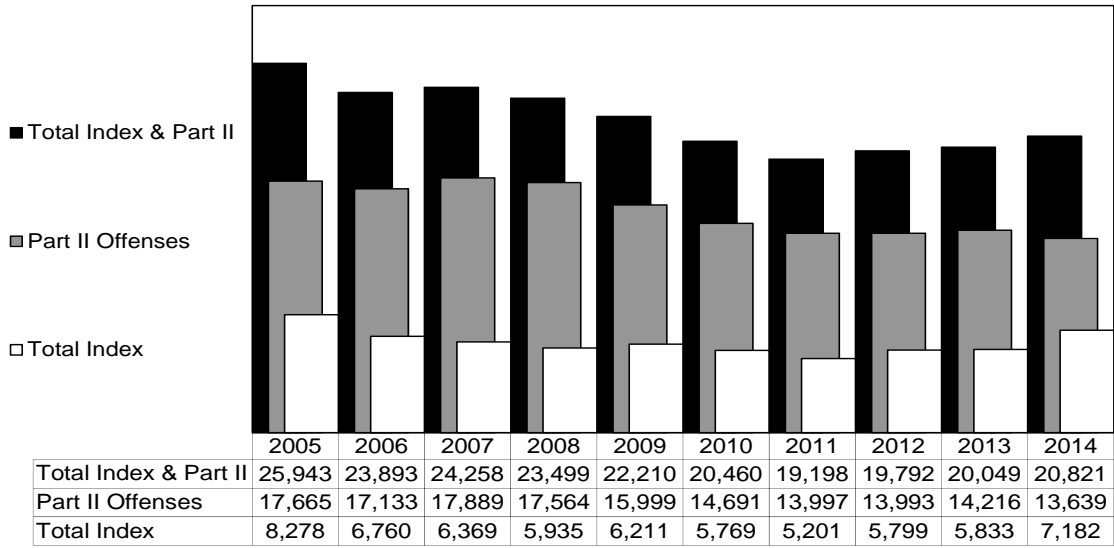
	2005	2006	2007	2008	2009	2010	2011	2012	2013	2014
Part II Offenses	17,665	17,133	17,889	17,564	15,999	14,691	13,997	13,993	14,216	13,639
Total Index & Part II	25,943	23,893	24,258	23,499	22,210	20,460	19,198	19,792	20,049	20,821

Note: Property Crime Index, Part II Offenses, and Total Index and Part II offenses exclude arson.

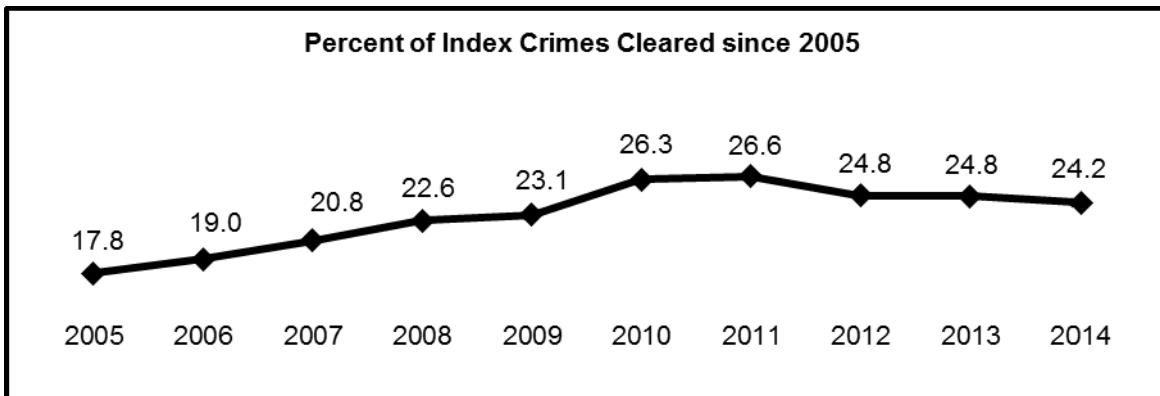
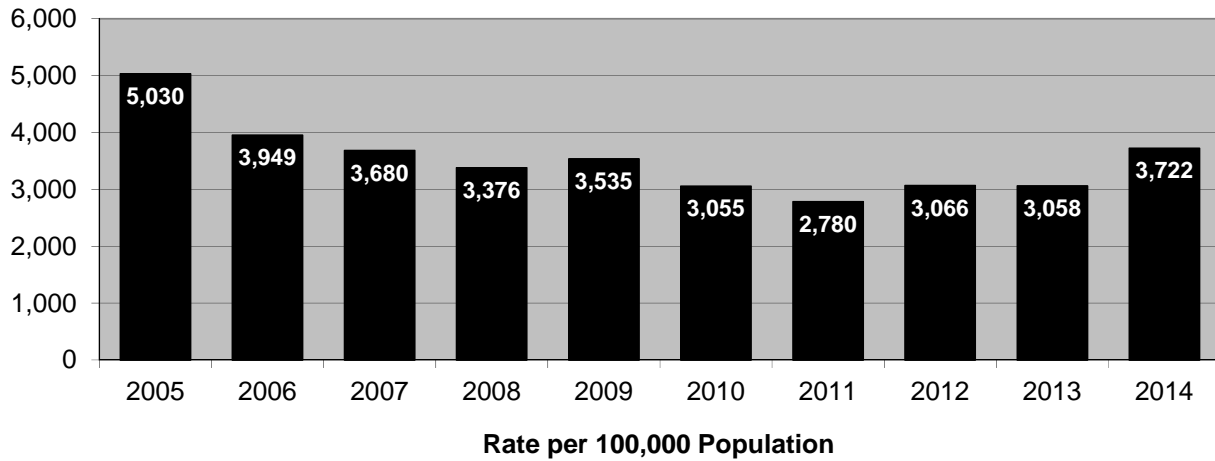
\* On January 1, 2014, the State of Hawaii commenced the collection of rape data using a revised definition (see pages 2 and 11 for more details).

\*\*The total number of rapes under the legacy definition in 2014 is not included in the Violent Crime Index, Total Index, and Total Index & Part II offenses. It is, however, already included in the rape count under the revised definition.

**Total Reported Index & Part II Offenses  
Hawaii County, 2005-2014**



### Total Index Crime Rate, Hawaii County, 2005-2014



**Index Crimes** - Murder, rape, robbery, aggravated assault, burglary, larceny-theft, motor vehicle theft, and arson. However, due to a different method of counting, arson is not included in the totals of reported Index Offenses and Index & Part II Offenses.

#### From 2013 to 2014:

- Reported Index Crimes increased 21.7% in rate.

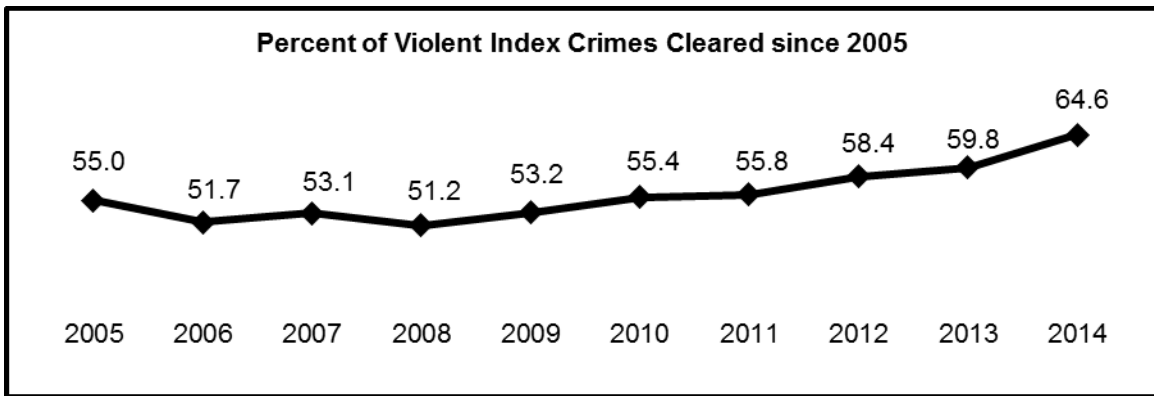
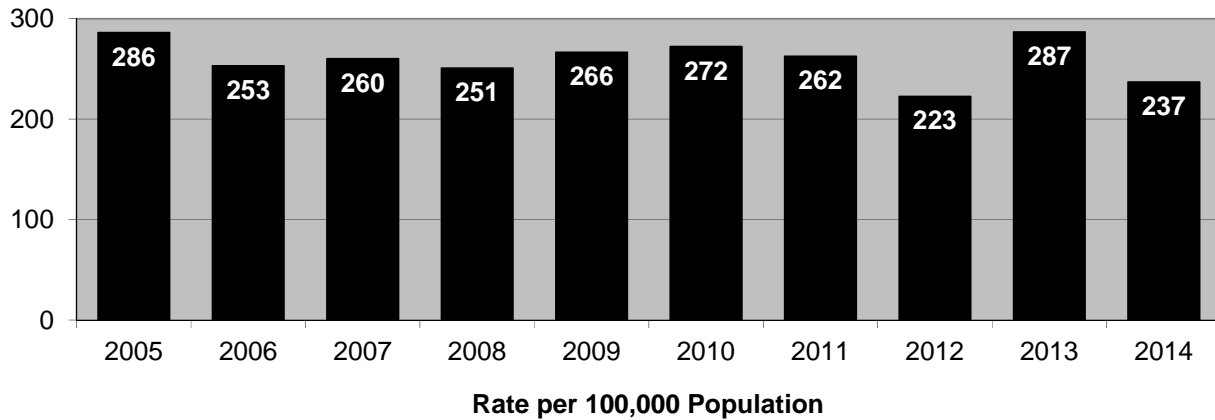
#### Comparing 2014 to 2005:

- The Index Crime rate declined 26.0%.

#### In 2014, of the 7,182 Index Offenses reported:

- Property crimes accounted for 93.6% (6,725).
- Violent crimes accounted for 6.4% (457).

### Violent Crime Rate, Hawaii County, 2005-2014



**Violent Crimes** - Murder, rape, robbery, and aggravated assault.

**From 2013 to 2014:**

- The rate of reported violent crimes decreased 17.4%.

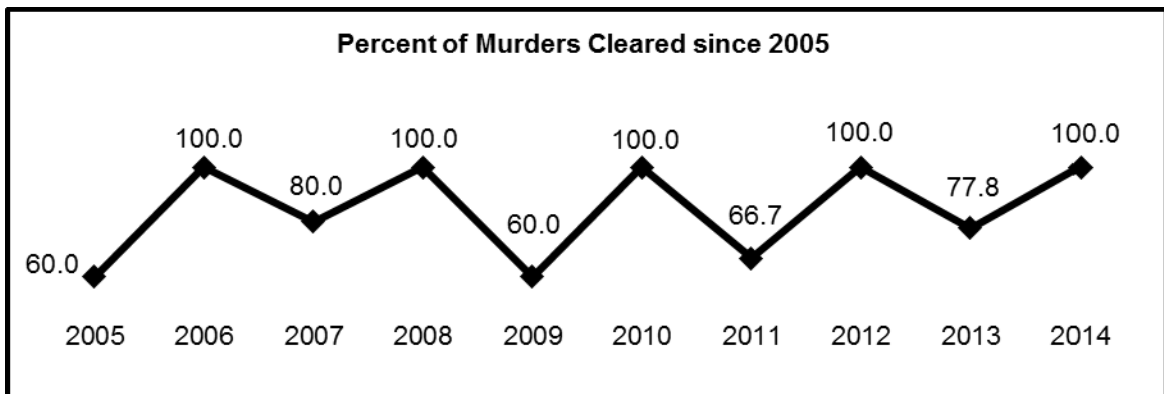
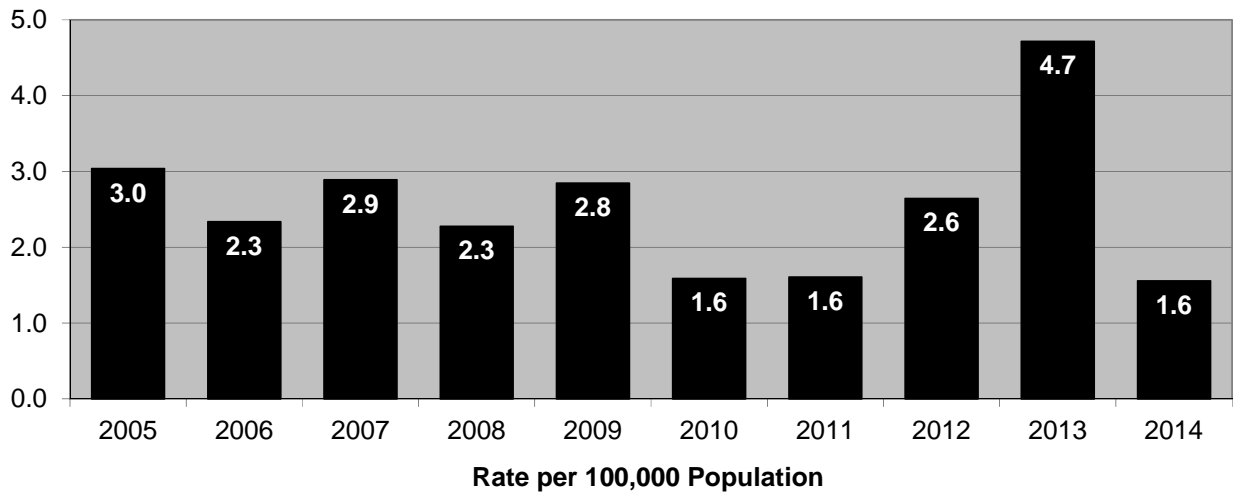
**Comparing 2014 to 2005:**

- The violent crime rate decreased 17.2%.

**In 2014, of 457 violent crimes reported:**

- Aggravated assault accounted for 59.7% (273).
- Rape accounted for 22.5% (103).
- Robbery accounted for 17.1% (78).
- Murder accounted for 0.7% (3).

### Murder Rate, Hawaii County, 2005-2014



**Murder** - The willful killing of one human being by another.

#### From 2013 to 2014:

- The rate of reported murders fell 67.0%, with 9 murders reported in 2013, versus 3 murders reported in 2014.

#### Comparing 2014 to 2005:

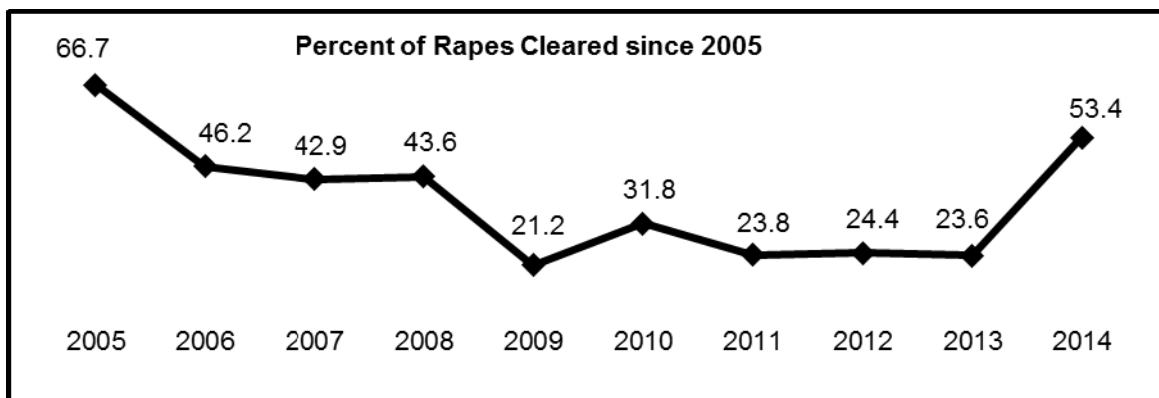
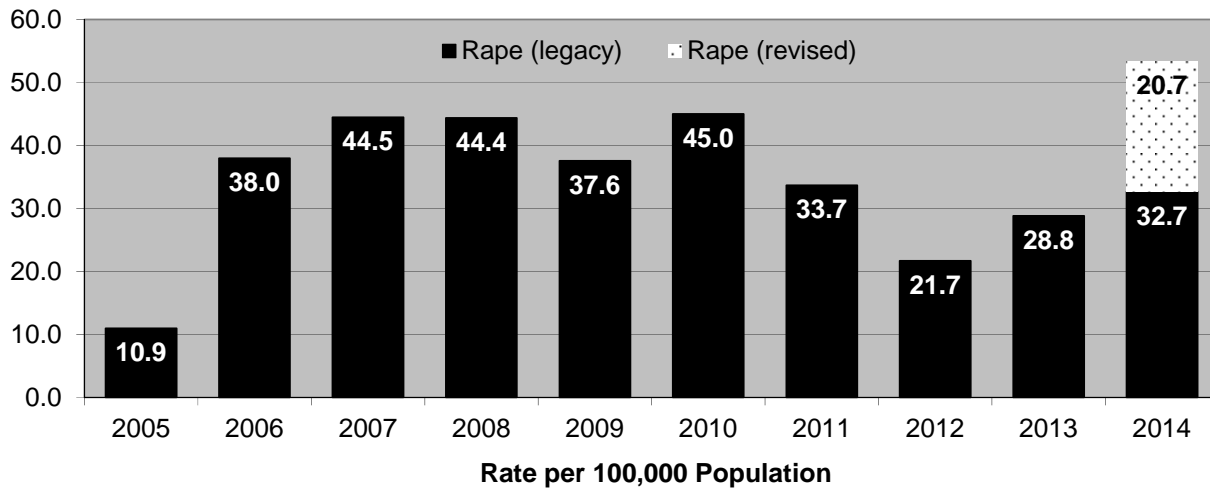
- The murder rate decreased 48.8%. Five murders were reported in 2005, as compared to 3 murders reported in 2014.

#### In 2014, of the 3 murders reported:

- A firearm was involved in 33.3% (1).
- A blunt object (hammer, club, etc.) was involved in 33.3% (1).
- An unknown weapon was involved in 33.3% (1).



## Rape Rate, Hawaii County, 2005-2014



**Rape (legacy)\*** - The carnal knowledge of a female forcibly and against her will. Assaults or attempts to commit rape by force or threat of force are included.

**Rape (revised)\*** - Penetration, no matter how slight, of the vagina or anus with any body part or object, or oral penetration by a sex organ of another person, without the consent of the victim.

### From 2013 to 2014:

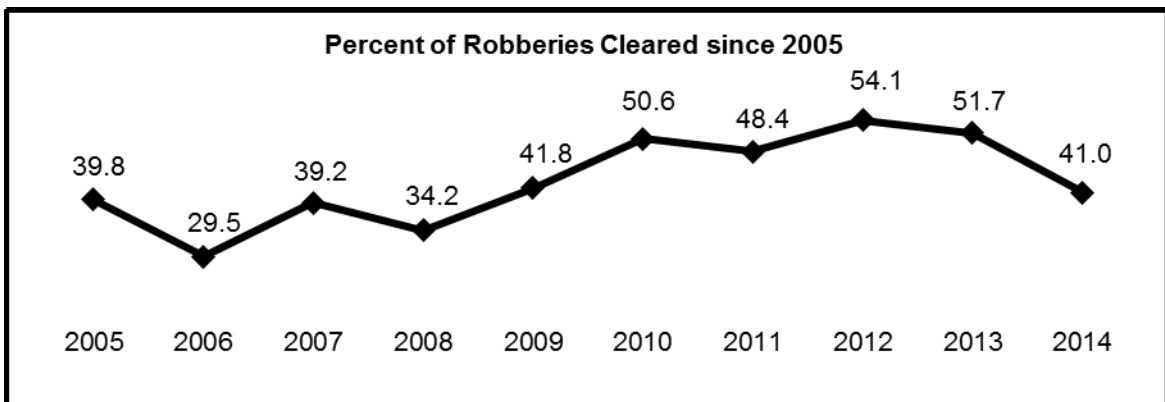
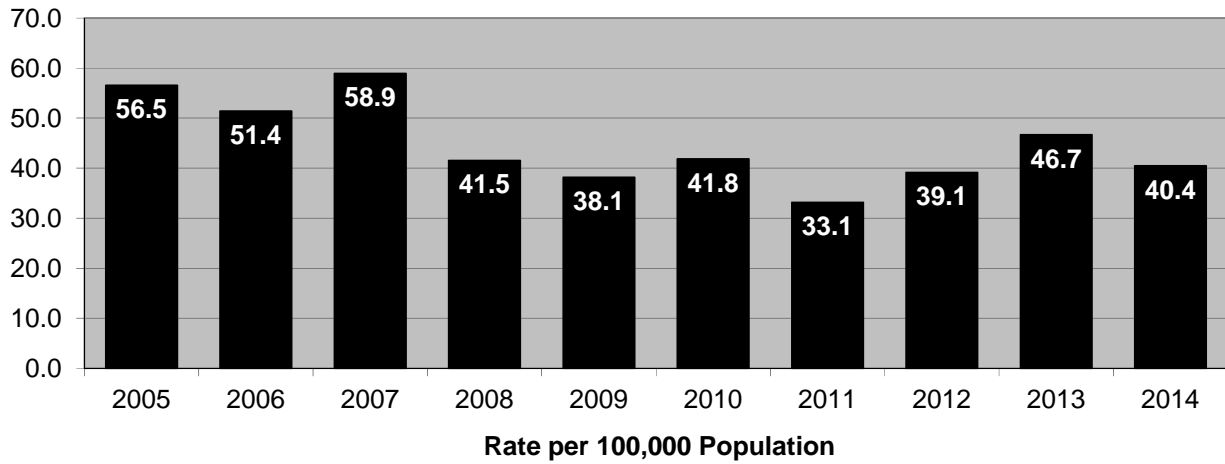
- Reported rapes increased 85.2% in rate. Rapes were only reported under the legacy definition in 2013, thus, the increase in rate per this definition was 13.3%.

### Comparing 2014 to 2005:

- The rape rate increased 388.1% mainly due to the addition of rape cases in 2014 under the revised rape definition. In comparing rapes that fell under the legacy definition, the rate increased 198.5%, with 18 rapes reported in 2005, as compared to 63 reported in 2014.

*\*Note: On January 1, 2014, the State of Hawaii began collecting rape data under the revised definition. The State of Hawaii will continue to collect rape data under the old, or legacy, definition for the next 5 years so that comparative trends can be established. See pages 2 and 6 for more information.*

### Robbery Rate, Hawaii County, 2005-2014



**Robbery** - The taking or attempting to take anything of value from the care, custody, or control of a person or persons by force or threat of force or violence and/or by putting the victim in fear.

**From 2013 to 2014:**

- Reported robberies decreased 13.3% in rate.

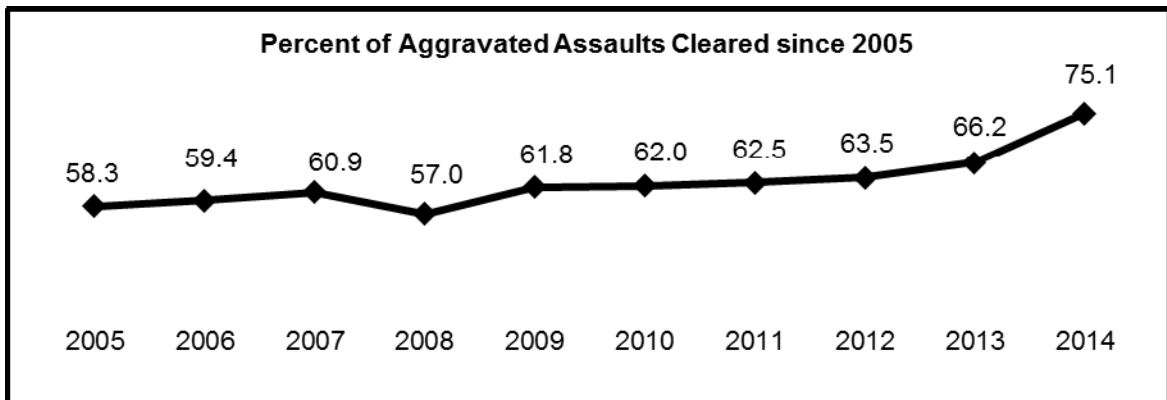
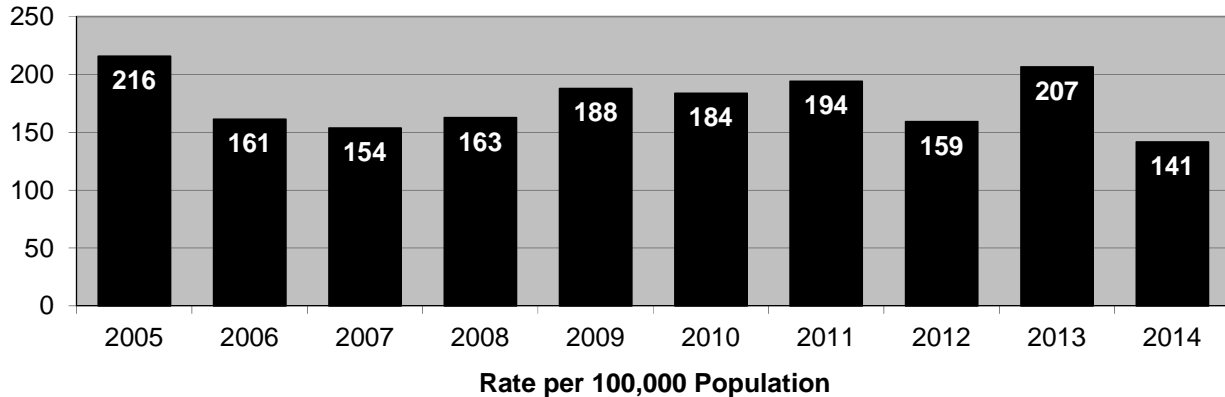
**Comparing 2014 to 2005:**

- The robbery rate declined 28.5%.

**In 2014, of the 78 robberies reported:**

- Strongarm weapons (hands, fists, feet, etc.) were involved in 52.6% (41).
- Other dangerous weapons were involved in 17.9% (14).
- Firearms were involved in 16.7% (13).
- Knives or cutting instruments were involved in 12.8% (10).

### Aggravated Assault Rate, Hawaii County, 2005-2014



**Aggravated Assault** - The unlawful attack or attempted attack by one person upon another for the purpose of inflicting severe or aggravated bodily injury. This type of assault is usually accompanied by the use of a weapon or by means likely to produce death or great bodily harm.

**From 2013 to 2014:**

- Reported aggravated assaults decreased 31.5% in rate.

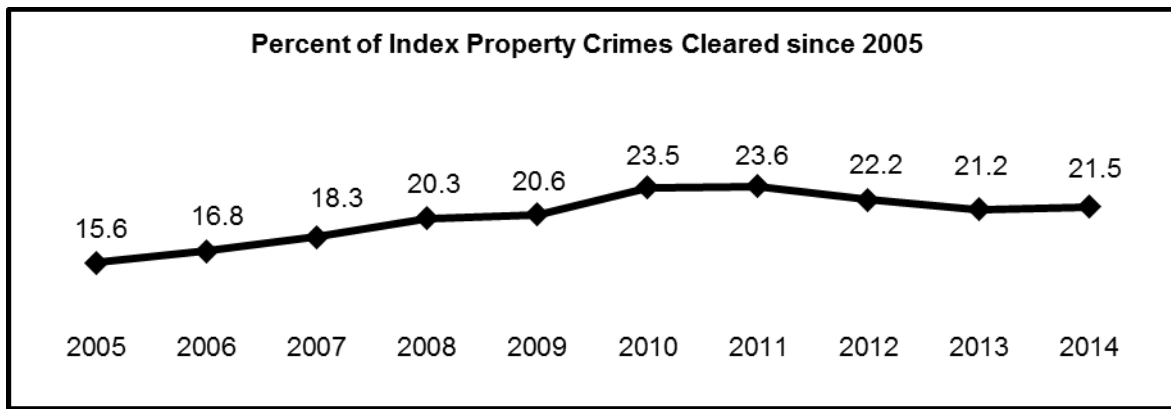
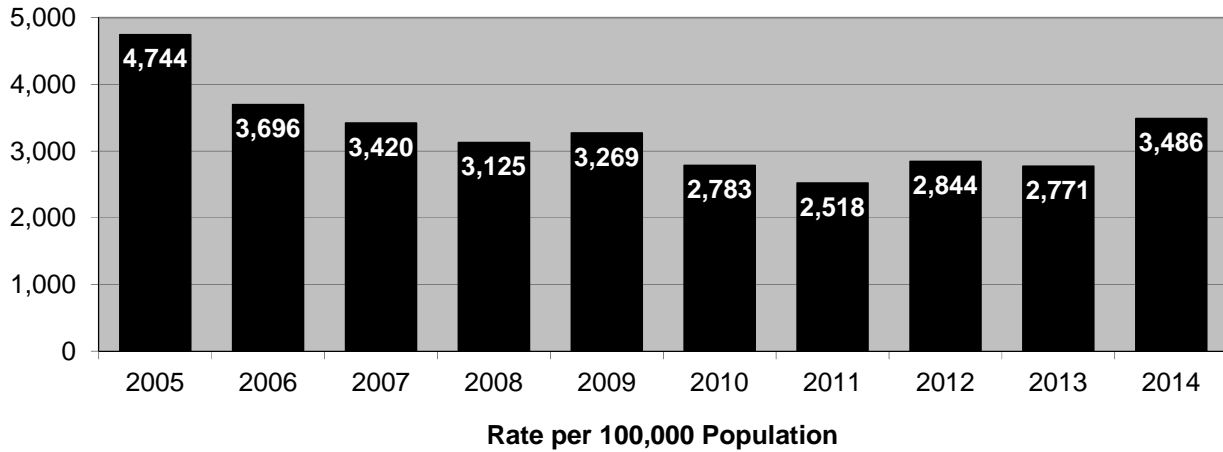
**Comparing 2014 to 2005:**

- The aggravated assault rate decreased 34.4%.

**In 2014,** of the 273 reported aggravated assaults:

- Other dangerous weapons were involved in 34.8% (95).
- Strongarm weapons (hands, fists, feet, etc.) were involved in 33.0% (90).
- Knives or other cutting instruments were involved in 21.3% (58).
- Firearms were involved in 10.9% (30).

### Property Crime Rate, Hawaii County, 2005-2014



**Property Crimes** - Burglary, larceny-theft, and motor vehicle theft. Arson is also a property crime; however, due to a different method of counting, it is not included in the totals of property crimes, Index Crimes, and total Index & Part II Offenses.

**From 2013 to 2014:**

- Reported property crimes increased 25.8% in rate.

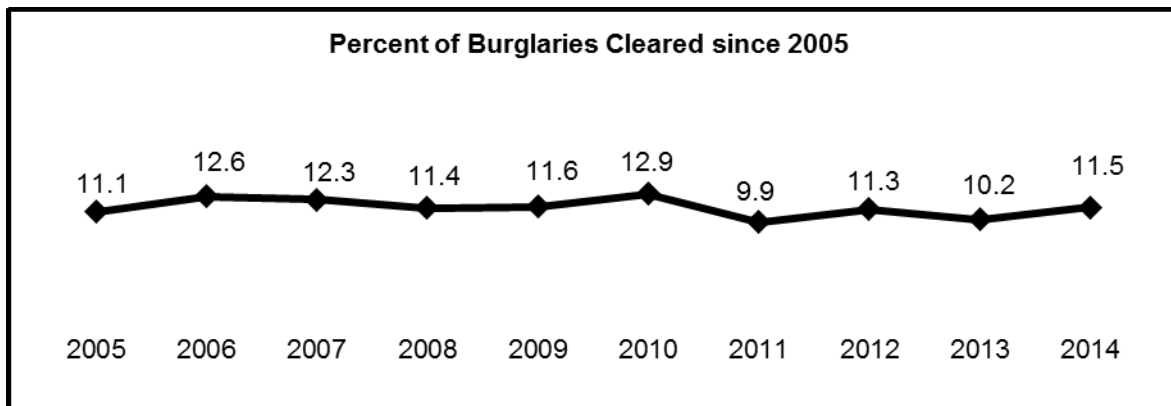
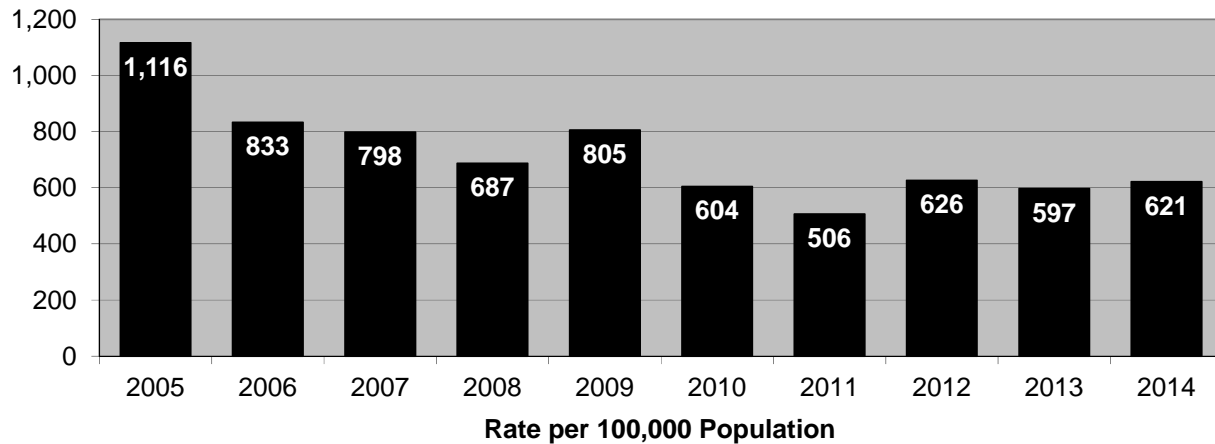
**Comparing 2014 to 2005:**

- The property crime rate decreased 26.5%.

**In 2014, of the 6,725 property crimes reported:**

- Larceny-theft accounted for 71.3% (4,795).
- Burglary accounted for 17.8% (1,198).
- Motor vehicle theft accounted for 10.9% (732).

### Burglary Rate, Hawaii County, 2005-2014



**Burglary** - The unlawful entry of a structure to commit a felony or a theft. Attempted burglary is included.

#### From 2013 to 2014:

- Reported burglaries increased 4.1% in rate.

#### Comparing 2014 to 2005:

- The burglary rate decreased 44.4%.

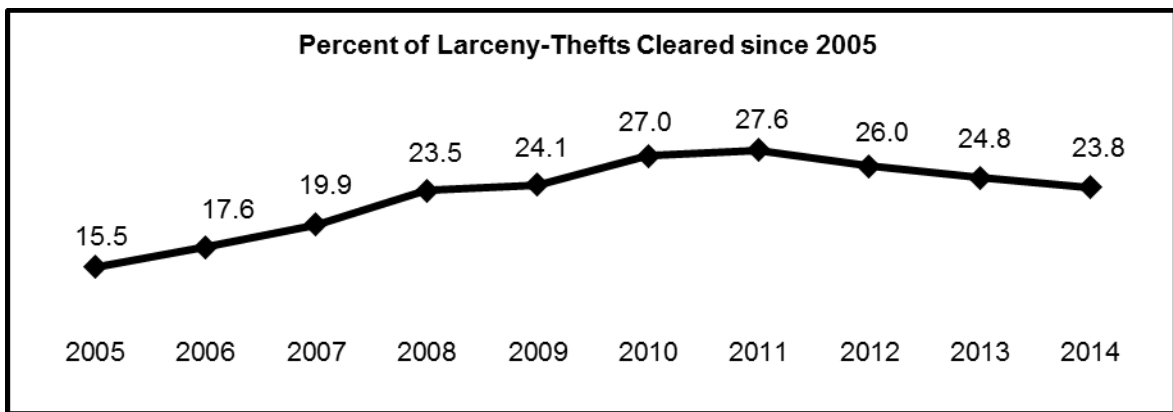
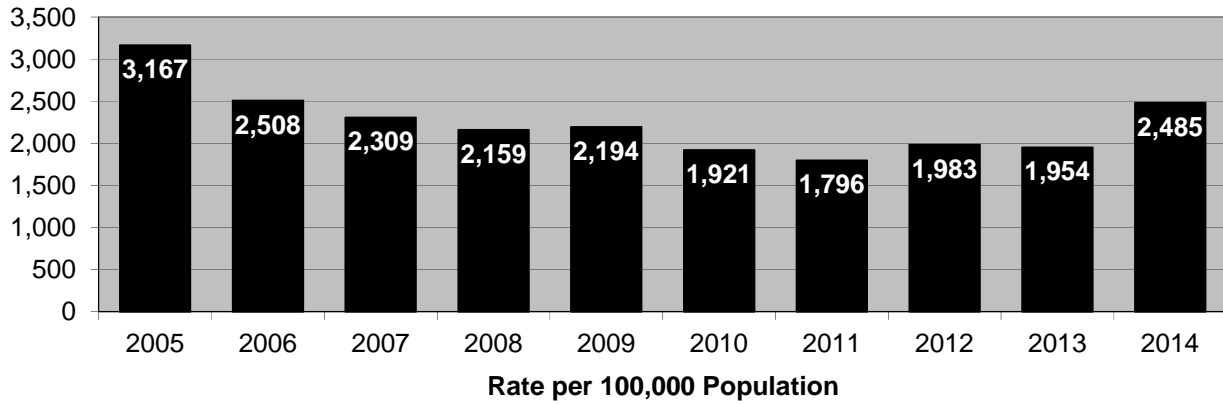
#### In 2014, of the 1,198 burglaries and attempted burglaries reported:

- Burglary accounted for 98.4% (1,179).
- Attempted burglary accounted for 1.6% (19).

#### In 2014, of the 1,179 burglaries that were reported:

- Structures entered by force accounted for 63.7% (751).
- Structures entered without force accounted for 36.3% (428).

### Larceny-Theft Rate, Hawaii County, 2005-2014



**Larceny-theft** - The unlawful taking, carrying, leading, or riding away of property from the possession or constructive possession of another.

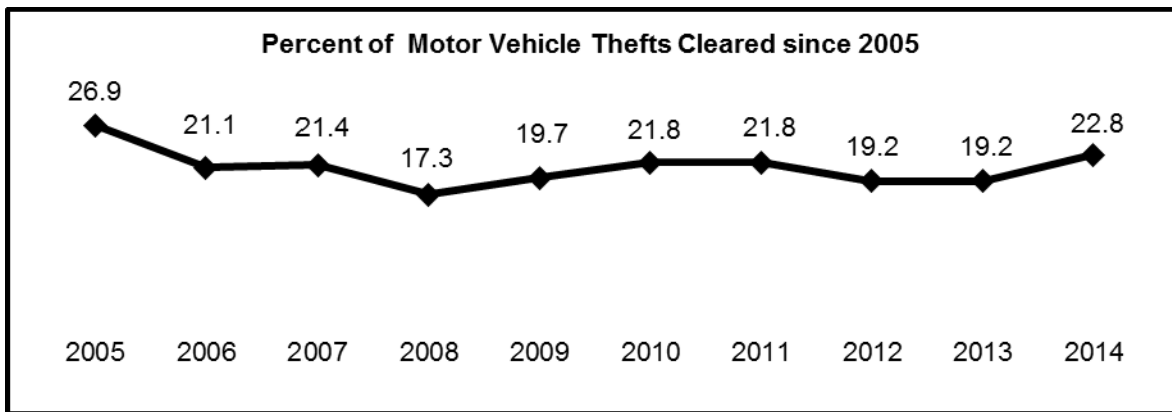
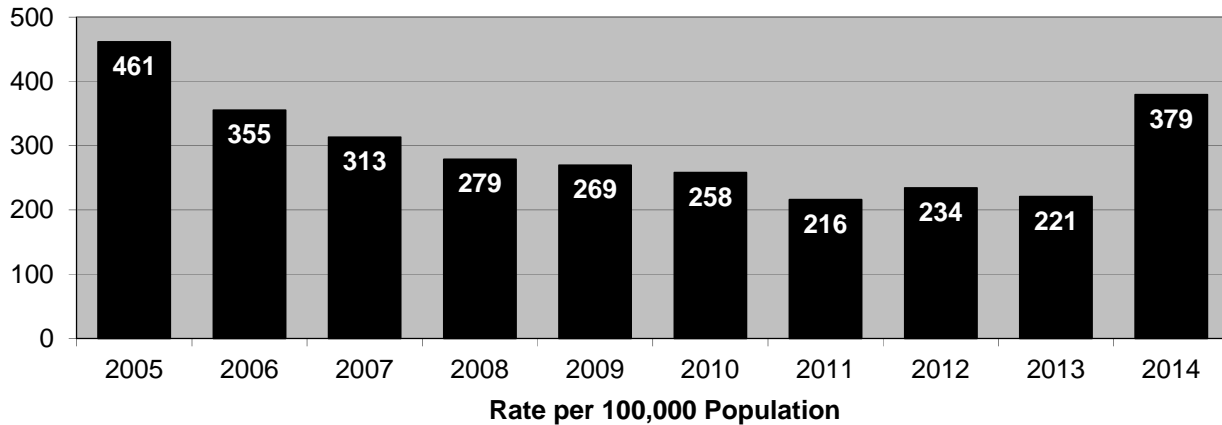
**From 2013 to 2014:**

- Reported larceny-thefts increased 27.2% in rate.

**Comparing 2014 to 2005:**

- The larceny-theft rate decreased 21.5%.

### Motor Vehicle Theft Rate, Hawaii County, 2005-2014



**Motor Vehicle Theft** - The theft or attempted theft of a motor vehicle.

**From 2013 to 2014:**

- Reported motor vehicle thefts increased 71.9% in rate.

**Comparing 2014 to 2005:**

- The motor vehicle theft rate decreased 17.7%.

**In 2014,** of the 732 motor vehicle thefts reported:

- Autos accounted for 48.0% (351).
- Trucks and buses accounted for 32.2% (236). Included in this category are pickup trucks and vans.
- Other vehicles accounted for 19.8% (145). Included in this category are motorcycles, mopeds, and golf carts.

**Value of Property Stolen by Type of Offense**  
**Hawaii County, 2014**

<b>OFFENSE</b>	<b># OF OFFENSES</b>	<b>PROPERTY VALUE</b>	<b>% OF TOTAL</b>
<b>MURDER</b>	<b>3</b>	<b>\$ -</b>	<b>0.0</b>
<b>RAPE</b>	<b>103</b>	<b>\$ 390</b>	<b>0.0</b>
<b>ROBBERY TOTAL</b>	<b>78</b>	<b>\$ 38,731</b>	<b>0.4</b>
Highway	33	\$ 17,851	0.2
Commercial House	6	\$ 1,312	0.0
Service Station	1	\$ 34	0.0
Convenience Store	5	\$ 1,753	0.0
Residence	19	\$ 13,746	0.2
Bank	2	\$ 500	0.0
Miscellaneous	12	\$ 3,535	0.0
<b>BURGLARY TOTAL</b>	<b>1,198</b>	<b>\$ 2,808,957</b>	<b>30.9</b>
Residence - Night	87	\$ 114,389	1.3
Residence - Day	329	\$ 784,442	8.6
Residence - Unknown	588	\$ 1,519,331	16.7
Non-Residence - Night	40	\$ 52,258	0.6
Non-Residence - Day	10	\$ 1,994	0.0
Non-Residence - Unknown	144	\$ 336,543	3.7
<b>LARCENY-THEFT TOTAL</b>	<b>4,795</b>	<b>\$ 3,419,584</b>	<b>37.6</b>
Pocket Picking	6	\$ 3,343	0.0
Purse Snatching	0	\$ -	0.0
Shoplifting	952	\$ 119,294	1.3
From Motor Vehicles	873	\$ 369,191	4.1
Motor Vehicle Parts	216	\$ 63,542	0.7
Bicycles	79	\$ 31,252	0.3
From Buildings	726	\$ 1,000,509	11.0
Coin Machines	4	\$ 300	0.0
All Others	1,939	\$ 1,832,153	20.1
<b>MOTOR VEHICLE THEFT</b>	<b>732</b>	<b>\$ 2,830,458</b>	<b>31.1</b>
<b>GRAND TOTAL</b>	<b>6,909</b>	<b>\$ 9,098,120</b>	<b>100%</b>

*Note: Due to rounding, individual percentages may not resolve with subtotals and total.*



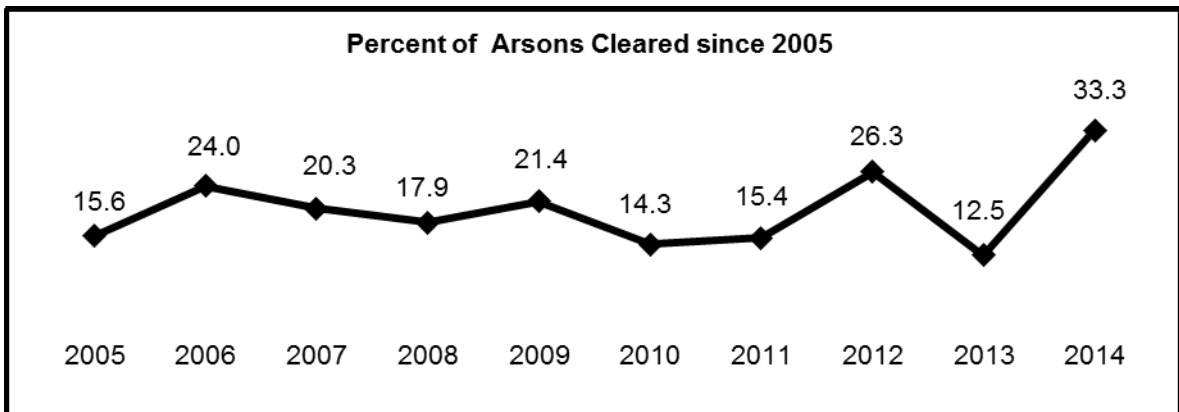
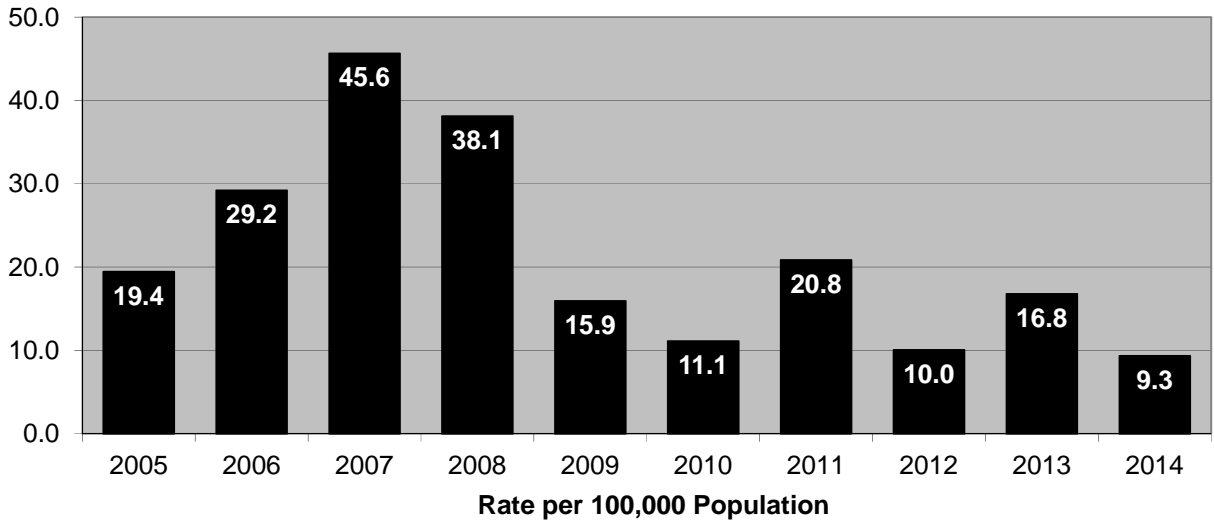
**Value of Property Stolen & Recovered  
Hawaii County, 2014**

<b>Property Type</b>	<b>Amount Stolen</b>	<b>Amount Recovered</b>	<b>% Recovered</b>
Money - Notes	\$1,090,160	\$12,834	1.2
Jewels	\$1,096,528	\$14,323	1.3
Clothing - Furs	\$160,681	\$21,055	13.1
Motor Vehicles	\$3,168,165	\$1,729,382	54.6
Office Equipment	\$144,197	\$5,489	3.8
Televisions - Radios	\$408,672	\$7,806	1.9
Firearms	\$47,239	\$400	0.8
Household Goods	\$114,509	\$778	0.7
Consumable Goods	\$139,012	\$9,070	6.5
Livestock	\$23,654	\$0	0.0
Miscellaneous	\$2,705,303	\$119,717	4.4
<b>TOTAL</b>	<b>\$9,098,120</b>	<b>\$1,920,854</b>	<b>21.1%</b>

**Total Value of Property Stolen in Larceny-Thefts, by Value Lost per Offense  
Hawaii County, 2014**

<b>Value Lost per Offense</b>	<b># of Offenses</b>	<b>Total Property Value</b>	<b>% of Lost Value</b>
\$200 or Over	1,946	\$3,278,563	95.9
\$50 to \$200	1,156	\$119,907	3.5
Under \$50	1,693	\$21,114	0.6
<b>Total</b>	<b>4,795</b>	<b>\$3,419,584</b>	

### Arson Rate, Hawaii County, 2005-2014



**Arson** - Any willful or malicious burning or attempt to burn, with or without intent to defraud, a dwelling, house, public building, motor vehicle or aircraft, personal property of another, etc.

**From 2013 to 2014:**

- Reported arsons decreased 44.4% in rate.

**Comparing 2014 to 2005:**

- The arson rate decreased 52.0%.

**Value of Property Destroyed by Arson  
Hawaii County, 2014**

<b>Property Type</b>	<b># of Offenses (% of Total)</b>	<b>Property Value (% of Total)</b>
<b>Structure Total</b>	10 (55.6)	\$353,681 (98.7)
<b>Single Occupancy Residential</b>	7 (38.9)	\$352,800 (98.5)
<b>Other Residential</b>	0 (0.0)	\$0 (0.0)
<b>Storage</b>	1 (5.6)	\$0 (0.0)
<b>Industrial / Manufacturing</b>	0 (0.0)	\$0 (0.0)
<b>Other Commercial</b>	2 (11.1)	\$881 (0.2)
<b>Community / Public</b>	0 (0.0)	\$0 (0.0)
<b>All Other Structures</b>	0 (0.0)	\$0 (0.0)
<b>Mobile Total</b>	4 (22.2)	\$4,525 (1.3)
<b>Motor Vehicles</b>	3 (16.7)	\$4,500 (1.3)
<b>Other Mobile Property</b>	1 (5.6)	\$25 (0.0)
<b>Other</b>	4 (22.2)	\$1 (0.0)
<b>TOTAL</b>	<b>18 100%</b>	<b>\$358,207 100%</b>

*Note: Due to rounding, individual percentages may not resolve with subtotals and total.*



## ARREST STATISTICS

Arrest data, including the age, sex, and race/ethnicity of the arrestees, are reported by county law enforcement agencies for all violations except most traffic offenses<sup>1</sup>. The UCR Program requires that an arrest be counted on each separate occasion a person is taken into custody, notified, or cited. As such, arrest figures do not measure the number of individual people arrested, since one person may be arrested several times during the year, for the same or different types of offenses.

Only the most serious offense is recorded for each arrest. The offenses are divided into two categories: Index Offenses, including murder, forcible rape, robbery, aggravated assault, burglary, larceny-theft, motor vehicle theft, and arson; and Part II Offenses, comprised of all other offenses, including manslaughter by negligence<sup>2</sup>. Definitions of Index Offenses and Part II Offenses are included in Appendices A and B, respectively.

In 2013, the FBI split its “Asian or Pacific Islander” race category into two separate groups: “Asian” and “Native Hawaiian or Other Pacific Islander”. Categories typically employed by the FBI and elsewhere in the nation are restrictive to the following: White, Black, American Indian or Alaskan Native, Asian, and Native Hawaiian or Other Pacific Islander. In this report, race and ethnicity data are presented using additional categories relevant to Hawaii: White, Black, American Indian or Alaskan Native, Chinese, Japanese, Filipino, Hawaiian, Korean, Samoan, Other Asian, and Other Pacific Islander.

The status offenses of truancy and ungovernability are included in the Part II arrest category of “All Other Offenses” for juveniles. The role that these status offenses play in any examination of juvenile arrest trends should be seriously considered. For example, in 2007, there were 5,214 arrests statewide for the specified status offenses, accounting for 46.4% of juvenile arrests for Part II Offenses, and 38.8% of all juvenile arrests. Thus, status offense arrests weigh heavily into the calculation of juvenile arrest totals and trends, and any adult-to-juvenile comparison based on traditional Part II totals will be biased in favor of adults.

A new table, showcasing the police dispositions of juveniles who came into contact with law enforcement, was added to the *Crime in Hawaii, 2014* report. The categories for police dispositions of juveniles are: 1. handled within Department and released (warning, released to parents, etc.); 2. Referred to juvenile court or probation; 3. Referred to a welfare agency; 4. Referred to other police agency; and 5. Referred to criminal or adult court.

---

<sup>1</sup> Contrary to the UCR rule in which reported offenses of negligent manslaughter are tallied for non-traffic cases only, arrest totals for this offense include both traffic and non-traffic cases.

<sup>2</sup> The division of crime categories is sometimes still made between Part I, an older term that encompassed Index Offenses plus manslaughter by negligence, and Part II, which includes all other offenses. The sections herein on reported offenses (pages 5-22) and arrests (pages 23-36) include manslaughter by negligence with the Part II Offenses for two reasons: 1) the current emphasis of the UCR Program, and this report, is on Index Offenses (which exclude manslaughter by negligence) rather than Part I Offenses; and 2) the FBI’s national report, *Crime in the United States*, groups arrest data by Index Offenses and all other offenses — arrests for manslaughter by negligence are excluded.

### An important note about rape data for arrests

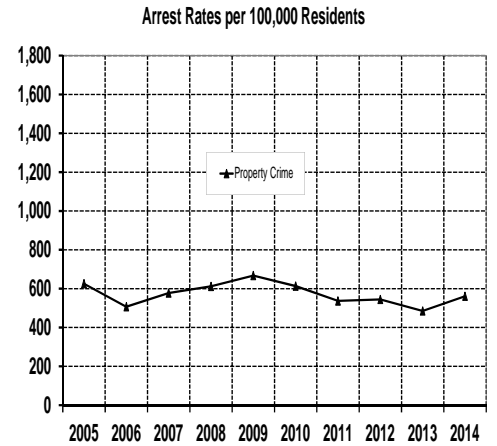
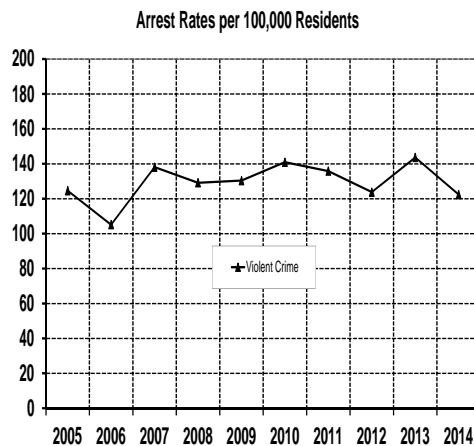
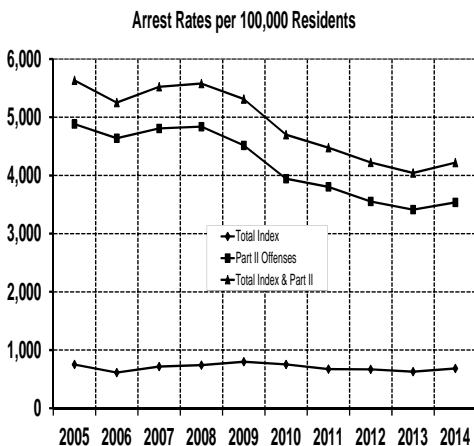
In 2013, in addition to removing the word “forcible”, the FBI also approved revisions to the UCR Program’s definition of rape (see page 2 for more information). The State of Hawaii began collecting data per the revised definition of rape in 2014. However, a distinction between rape cases collected under the revised and the legacy definition is only noted for the offense data. The rape category for arrest data accounts for all rape arrests regardless of which definition is applied.

## Total Arrests

### Hawaii County, 2005-2014

	2005	2006	2007	2008	2009	2010	2011	2012	2013	2014
<b>Total Index</b>	<b>1,234</b>	<b>1,048</b>	<b>1,238</b>	<b>1,303</b>	<b>1,402</b>	<b>1,424</b>	<b>1,259</b>	<b>1,264</b>	<b>1,199</b>	<b>1,318</b>
<b>Violent Crime Index</b>	<b>205</b>	<b>180</b>	<b>239</b>	<b>227</b>	<b>229</b>	<b>266</b>	<b>254</b>	<b>234</b>	<b>274</b>	<b>236</b>
Murder	3	6	3	5	2	3	2	5	9	5
Rape	7	6	24	24	16	25	20	9	12	21
Robbery	43	27	40	35	44	57	42	55	58	44
Assault	152	141	172	163	167	181	190	165	195	166
<b>Property Crime Index</b>	<b>1,029</b>	<b>868</b>	<b>999</b>	<b>1,076</b>	<b>1,173</b>	<b>1,158</b>	<b>1,005</b>	<b>1,030</b>	<b>925</b>	<b>1,082</b>
Burglary	192	168	168	174	187	170	126	142	121	142
Larceny-Theft	650	571	704	799	864	894	795	774	704	800
Motor Vehicle Theft	183	121	115	94	119	91	80	110	97	137
Arson	4	8	12	9	3	3	4	4	3	3

	2005	2006	2007	2008	2009	2010	2011	2012	2013	2014
<b>Part II Offenses</b>	<b>8,037</b>	<b>7,941</b>	<b>8,320</b>	<b>8,503</b>	<b>7,933</b>	<b>7,447</b>	<b>7,116</b>	<b>6,720</b>	<b>6,510</b>	<b>6,824</b>
<b>Total Index &amp; Part II</b>	<b>9,271</b>	<b>8,989</b>	<b>9,558</b>	<b>9,806</b>	<b>9,335</b>	<b>8,871</b>	<b>8,375</b>	<b>7,984</b>	<b>7,709</b>	<b>8,142</b>



## Adult Arrests for Index Offenses, Hawaii County, 2005-2014

	2005	2006	2007	2008	2009	2010	2011	2012	2013	2014	
<b>Total Index</b>	<b>937</b>	<b>737</b>	<b>904</b>	<b>941</b>	<b>1,060</b>	<b>1,118</b>	<b>1,023</b>	<b>1,090</b>	<b>1,011</b>	<b>1,153</b>	
<b>Violent Crime</b>	<b>Total Violent</b>	<b>186</b>	<b>160</b>	<b>212</b>	<b>195</b>	<b>207</b>	<b>237</b>	<b>237</b>	<b>226</b>	<b>224</b>	
	Murder	2	6	2	5	2	3	2	5	9	5
	Rape	7	6	22	22	14	22	18	8	9	19
	Robbery	33	23	33	23	37	41	37	54	56	44
	Aggravated Assault	144	125	155	145	154	171	180	159	190	156
<b>Property Crime</b>	<b>Total Property</b>	<b>751</b>	<b>577</b>	<b>692</b>	<b>746</b>	<b>853</b>	<b>881</b>	<b>786</b>	<b>864</b>	<b>929</b>	
	Burglary	146	88	105	111	146	134	97	122	101	129
	Larceny-Theft	463	397	496	554	622	676	615	633	553	669
	Motor Vehicle Theft	140	90	88	73	83	68	70	106	90	128
	Arson	2	2	3	8	2	3	4	3	3	3

## Juvenile Arrests for Index Offenses, Hawaii County, 2005-2014

	2005	2006	2007	2008	2009	2010	2011	2012	2013	2014	
<b>Total Index</b>	<b>297</b>	<b>311</b>	<b>334</b>	<b>362</b>	<b>342</b>	<b>306</b>	<b>236</b>	<b>174</b>	<b>188</b>	<b>165</b>	
<b>Violent Crime</b>	<b>Total Violent</b>	<b>19</b>	<b>20</b>	<b>27</b>	<b>32</b>	<b>22</b>	<b>29</b>	<b>17</b>	<b>8</b>	<b>10</b>	<b>12</b>
	Murder	1	0	1	0	0	0	0	0	0	0
	Rape	0	0	2	2	2	3	2	1	3	2
	Robbery	10	4	7	12	7	16	5	1	2	0
	Aggravated Assault	8	16	17	18	13	10	10	6	5	10
<b>Property Crime</b>	<b>Total Property</b>	<b>278</b>	<b>291</b>	<b>307</b>	<b>330</b>	<b>320</b>	<b>277</b>	<b>219</b>	<b>166</b>	<b>178</b>	<b>153</b>
	Burglary	46	80	63	63	41	36	29	20	20	13
	Larceny-Theft	187	174	208	245	242	218	180	141	151	131
	Motor Vehicle Theft	43	31	27	21	36	23	10	4	7	9
	Arson	2	6	9	1	1	0	0	1	0	0



## Age and Sex of Adults Arrested for Index Offenses

Hawaii County, 2014

Offense	Sex	18-24	25-29	30-34	35-39	40-44	45-49	50-54	55+	Total	Row %
Murder	M	0	0	0	2	1	1	0	1	5	100.0%
	F	0	0	0	0	0	0	0	0	0	0.0%
Rape	M	1	2	4	1	1	3	4	3	19	100.0%
	F	0	0	0	0	0	0	0	0	0	0.0%
Robbery	M	12	10	6	2	2	0	1	2	35	79.5%
	F	2	5	0	1	0	0	1	0	9	20.5%
Aggravated Assault	M	30	24	24	15	9	10	9	14	135	86.5%
	F	6	5	5	0	1	1	2	1	21	13.5%
Burglary	M	51	17	17	7	4	5	8	4	113	87.6%
	F	3	2	5	2	3	0	0	1	16	12.4%
Larceny-Theft	M	111	52	58	38	42	26	32	46	405	60.5%
	F	62	40	37	44	24	18	13	26	264	39.5%
Motor Vehicle Theft	M	35	21	8	16	10	4	2	1	97	75.8%
	F	15	5	3	4	1	1	1	1	31	24.2%
Arson	M	0	1	0	0	0	0	0	2	3	100.0%
	F	0	0	0	0	0	0	0	0	0	0.0%
<b>Total</b>	M	240	127	117	81	69	49	56	73	812	70.4%
	F	88	57	50	51	29	20	17	29	341	29.6%
<b>Column Percent</b>	M	73.2%	69.0%	70.1%	61.4%	70.4%	71.0%	76.7%	71.6%	70.4%	
	F	26.8%	31.0%	29.9%	38.6%	29.6%	29.0%	23.3%	28.4%	29.6%	

## Race/Ethnicity of Adults Arrested for Index Offenses

### Hawaii County, 2014

Offense / Row %	White	Black	Indian	Chinese	Japanese	Filipino	Korean	Other Asian	Hawaiian	Samoan	Other Pacific Islander	Total
Murder	3 60.0%	0 0.0%	0 0.0%	0 0.0%	0 0.0%	0 0.0%	0 0.0%	0 0.0%	2 40.0%	0 0.0%	0 0.0%	5 100.0%
Rape	11 57.9%	0 0.0%	0 0.0%	0 0.0%	0 0.0%	0 0.0%	1 5.3%	0 0.0%	7 36.8%	0 0.0%	0 0.0%	19 100.0%
Robbery	19 43.2%	2 4.5%	0 0.0%	0 0.0%	2 4.5%	1 2.3%	0 0.0%	0 0.0%	20 45.5%	0 0.0%	0 0.0%	44 100.0%
Aggravated Assault	75 48.1%	7 4.5%	0 0.0%	1 0.6%	4 2.6%	7 4.5%	0 0.0%	12 7.7%	48 30.8%	1 0.6%	1 0.6%	156 100.0%
Burglary	58 45.0%	2 1.6%	1 0.8%	0 0.0%	14 10.9%	15 11.6%	1 0.8%	0 0.0%	38 29.5%	0 0.0%	0 0.0%	129 100.0%
Larceny-Theft	366 54.7%	12 1.8%	2 0.3%	7 1.0%	20 3.0%	39 5.8%	0 0.0%	12 1.8%	198 29.6%	7 1.0%	6 0.9%	669 100.0%
Motor Vehicle Theft	49 38.3%	2 1.6%	0 0.0%	1 0.8%	5 3.9%	13 10.2%	0 0.0%	1 0.8%	55 43.0%	2 1.6%	0 0.0%	128 100.0%
Arson	1 33.3%	0 0.0%	0 0.0%	0 0.0%	1 33.3%	0 0.0%	0 0.0%	0 0.0%	1 33.3%	0 0.0%	0 0.0%	3 100.0%
<b>Total</b>	<b>582</b>	<b>25</b>	<b>3</b>	<b>9</b>	<b>46</b>	<b>75</b>	<b>2</b>	<b>25</b>	<b>369</b>	<b>10</b>	<b>7</b>	<b>1,153</b>
<b>Column Percent</b>	<b>50.5%</b>	<b>2.2%</b>	<b>0.3%</b>	<b>0.8%</b>	<b>4.0%</b>	<b>6.5%</b>	<b>0.2%</b>	<b>2.2%</b>	<b>32.0%</b>	<b>0.9%</b>	<b>0.6%</b>	<b>100.0%</b>

## Age and Sex of Juveniles Arrested for Index Offenses

Hawaii County, 2014

Offense	Sex	0-9	10-12	13-14	15	16	17	Total	Row %
Murder	M	0	0	0	0	0	0	0	0.0%
	F	0	0	0	0	0	0	0	0.0%
Rape	M	0	1	1	0	0	0	2	100.0%
	F	0	0	0	0	0	0	0	0.0%
Robbery	M	0	0	0	0	0	0	0	0.0%
	F	0	0	0	0	0	0	0	0.0%
Aggravated Assault	M	0	0	2	2	4	1	9	90.0%
	F	0	1	0	0	0	0	1	10.0%
Burglary	M	0	0	1	5	2	3	11	84.6%
	F	0	0	0	0	0	2	2	15.4%
Larceny-Theft	M	0	6	18	17	16	18	75	57.3%
	F	0	3	19	11	13	10	56	42.7%
Motor Vehicle Theft	M	0	0	1	0	2	4	7	77.8%
	F	0	0	0	0	0	2	2	22.2%
Arson	M	0	0	0	0	0	0	0	0.0%
	F	0	0	0	0	0	0	0	0.0%
<b>Total</b>	M	0	7	23	24	24	26	104	63.0%
	F	0	4	19	11	13	14	61	37.0%
<b>Column Percent</b>	M	0.0%	63.6%	54.8%	68.6%	64.9%	65.0%	63.0%	
	F	0.0%	36.4%	45.2%	31.4%	35.1%	35.0%	37.0%	

## Race/Ethnicity of Juveniles Arrested for Index Offenses

### Hawaii County, 2014

Offense / Row %	White	Black	Indian	Chinese	Japanese	Filipino	Korean	Other Asian	Hawaiian	Samoan	Other Pacific Islander	Total
Murder	0 0.0%	0 0.0%	0 0.0%	0 0.0%	0 0.0%	0 0.0%	0 0.0%	0 0.0%	0 0.0%	0 0.0%	0 0.0%	0 0.0%
Rape	1 50.0%	0 0.0%	0 0.0%	0 0.0%	0 0.0%	0 0.0%	0 0.0%	1 50.0%	0 0.0%	0 0.0%	0 0.0%	2 100.0%
Robbery	0 0.0%	0 0.0%	0 0.0%	0 0.0%	0 0.0%	0 0.0%	0 0.0%	0 0.0%	0 0.0%	0 0.0%	0 0.0%	0 0.0%
Aggravated Assault	3 30.0%	0 0.0%	0 0.0%	0 0.0%	0 0.0%	1 10.0%	0 0.0%	4 40.0%	1 10.0%	0 0.0%	1 10.0%	10 100.0%
Burglary	6 46.2%	0 0.0%	0 0.0%	0 0.0%	1 7.7%	0 0.0%	0 0.0%	2 15.4%	4 30.8%	0 0.0%	0 0.0%	13 100.0%
Larceny-Theft	56 42.7%	1 0.8%	1 0.8%	1 0.8%	1 0.8%	13 9.9%	0 0.0%	12 9.2%	43 32.8%	1 0.8%	2 1.5%	131 100.0%
Motor Vehicle Theft	6 66.7%	0 0.0%	0 0.0%	0 0.0%	0 0.0%	0 0.0%	0 0.0%	0 0.0%	3 33.3%	0 0.0%	0 0.0%	9 100.0%
Arson	0 0.0%	0 0.0%	0 0.0%	0 0.0%	0 0.0%	0 0.0%	0 0.0%	0 0.0%	0 0.0%	0 0.0%	0 0.0%	0 0.0%
<b>Total</b>	72	1	1	1	2	14	0	19	51	1	3	165
<b>Column Percent</b>	43.6%	0.6%	0.6%	0.6%	1.2%	8.5%	0.0%	11.5%	30.9%	0.6%	1.8%	100.0%

## Adult Part II Arrests by Offense, Hawaii County, 2005-2014

Type	Specific Offense	2005	2006	2007	2008	2009	2010	2011	2012	2013	2014
Violent	Negligent Manslaughter	4	9	11	12	5	5	5	9	5	0
	Other Assault	615	656	771	761	786	728	680	599	570	617
	Sex Offenses	30	35	27	33	44	27	22	48	24	31
Property-Related	Forgery	52	34	29	22	28	12	17	18	18	19
	Fraud	86	71	81	109	87	67	72	60	55	33
	Embezzlement	5	6	17	18	15	14	8	5	6	4
	Stolen Property	2	3	5	8	5	4	5	13	14	16
	Vandalism	75	68	96	98	84	127	106	73	70	71
Drug Manufacturing/Sale	Opium or Cocaine	12	16	14	13	12	5	4	6	4	7
	Marijuana	75	124	166	96	98	98	89	57	70	43
	Synthetic Narcotic	1	2	5	6	2	5	4	4	0	1
	Nonnarcotic	146	57	52	48	60	64	85	53	61	73
Drug Possession	Opium or Cocaine	44	44	49	30	6	9	5	25	23	17
	Marijuana	120	152	204	177	198	193	154	101	95	129
	Synthetic Narcotic	3	6	4	7	11	3	4	7	7	11
	Nonnarcotic	334	272	257	153	140	127	183	210	236	221
Gambling	Bookmaking	0	0	0	0	0	0	0	0	0	0
	Numbers & Lottery	0	0	0	0	0	0	0	0	0	0
	Other	1	9	13	15	2	4	3	27	6	0
Alcohol-Related	DUI	1,013	1,268	1,371	1,311	1,344	1,441	1,379	1,419	1,301	1,136
	Liquor Laws	159	153	133	378	599	191	58	70	99	81
	Disorderly Conduct	112	130	157	136	177	182	177	207	197	252
Other	Offenses Agst. Family/Children	0	0	0	7	4	1	3	3	0	2
	Prostitution	3	25	30	28	31	25	30	12	15	18
	Suspicion	0	0	0	0	0	0	0	0	0	0
	Vagrancy	0	0	0	0	0	0	0	0	0	1
	Weapons	39	40	52	45	53	39	39	37	35	78
	All Other Criminal Offenses	3,747	3,104	3,104	3,343	2,803	2,846	2,897	2,793	2,767	3,117
<b>Total Part II Offenses</b>		6,678	6,284	6,648	6,854	6,594	6,217	6,029	5,856	5,678	5,978
<b>Total Index &amp; Part II Offenses</b>		7,615	7,021	7,552	7,795	7,654	7,335	7,052	6,946	6,689	7,131

## Juvenile Part II Arrests by Offense, Hawaii County, 2005-2014

Type	Specific Offense	2005	2006	2007	2008	2009	2010	2011	2012	2013	2014
Violent	Negligent Manslaughter	0	0	0	1	0	0	0	0	0	0
	Other Assault	85	69	72	107	79	91	84	46	41	38
	Sex Offenses	10	4	1	5	2	4	2	1	0	6
Property-Related	Forgery	0	1	0	0	0	0	0	2	0	0
	Fraud	2	0	11	5	3	2	1	0	2	1
	Embezzlement	0	0	0	0	0	0	0	0	0	0
	Stolen Property	0	0	1	1	1	4	0	0	0	0
	Vandalism	23	30	18	46	31	16	22	21	9	6
Drug Manufacturing/Sale	Opium or Cocaine	0	0	0	0	0	0	0	0	0	0
	Marijuana	3	6	6	7	10	4	2	3	2	2
	Synthetic Narcotic	0	0	0	1	0	1	0	1	0	0
	Nonnarcotic	2	1	1	0	0	0	0	0	0	0
Drug Possession	Opium or Cocaine	0	1	4	1	0	0	0	0	0	1
	Marijuana	129	138	125	127	125	137	158	87	91	61
	Synthetic Narcotic	3	1	1	2	1	2	1	1	2	1
	Nonnarcotic	6	9	4	2	2	2	2	4	7	3
Gambling	Bookmaking	0	0	0	0	0	0	0	0	0	0
	Numbers & Lottery	0	0	0	0	0	0	0	0	0	0
	Other	1	0	3	0	0	0	0	0	0	0
Alcohol-Related	DUI	22	21	19	15	16	15	11	8	14	11
	Liquor Laws	56	57	59	79	94	49	16	18	14	13
	Disorderly Conduct	50	18	45	34	48	38	29	18	12	5
Other	Offenses Agst. Family/Children	0	0	0	0	0	0	0	0	0	0
	Prostitution	0	0	0	0	0	0	0	0	0	0
	Suspicion	0	0	0	0	0	0	0	0	0	0
	Vagrancy	0	0	0	0	0	0	0	0	0	0
	Weapons	3	6	5	5	2	5	8	1	1	1
	All Other Offenses	166	263	341	294	267	260	213	213	145	137
Status	Curfew	45	36	79	64	50	27	13	7	10	20
	Runaway	753	996	877	853	608	573	525	433	482	540
<b>Total Part II Offenses</b>		1,359	1,657	1,672	1,649	1,339	1,230	1,087	864	832	846
<b>Total Index &amp; Part II Offenses</b>		1,656	1,968	2,006	2,011	1,681	1,536	1,323	1,038	1,020	1,011

## Age and Sex of Adults Arrested for Part II Offenses Hawaii County, 2014

Type	Offense	Sex	18-24	25-29	30-34	35-39	40-44	45-49	50-54	55+	Total	Row %
Violent	Negligent Manslaughter	M	0	0	0	0	0	0	0	0	0	0.0%
		F	0	0	0	0	0	0	0	0	0	0.0%
	Other Assault	M	111	82	76	56	58	50	47	36	516	83.6%
		F	21	15	10	19	14	3	9	10	101	16.4%
Sex Offenses		M	6	3	3	3	2	2	4	5	28	90.3%
		F	0	0	0	1	0	1	1	0	3	9.7%
Property-Related	Forgery	M	4	4	1	1	0	0	0	0	10	52.6%
		F	5	2	2	0	0	0	0	0	9	47.4%
	Fraud	M	2	1	5	2	3	2	1	0	16	48.5%
		F	3	1	6	1	0	0	4	2	17	51.5%
	Embezzlement	M	1	0	0	0	0	0	0	2	3	75.0%
		F	0	0	1	0	0	0	0	0	1	25.0%
	Stolen Property	M	6	2	2	0	0	1	0	0	11	68.8%
		F	3	0	0	0	1	0	1	0	5	31.3%
Vandalism		M	12	12	8	8	7	1	6	1	55	77.5%
		F	5	3	1	2	2	0	2	1	16	22.5%
Drug Manufacturing/Sale	Opium or Cocaine	M	0	0	1	1	2	0	0	0	4	57.1%
		F	1	1	0	1	0	0	0	0	3	42.9%
	Marijuana	M	2	2	0	0	6	5	5	10	30	69.8%
		F	2	1	2	1	1	1	0	5	13	30.2%
	Synthetic Narcotic	M	0	0	0	0	0	0	0	0	0	0.0%
		F	0	0	0	0	0	0	0	1	1	100.0%
Nonnarcotic		M	6	4	7	8	4	8	4	7	48	65.8%
		F	3	3	0	8	2	2	1	6	25	34.2%
Drug Possession	Opium or Cocaine	M	0	2	1	2	2	0	0	2	9	52.9%
		F	2	1	2	3	0	0	0	0	8	47.1%
	Marijuana	M	45	12	12	10	7	6	7	7	106	82.2%
		F	8	6	4	1	1	1	1	1	23	17.8%
	Synthetic Narcotic	M	4	2	1	0	0	1	0	0	8	72.7%
		F	3	0	0	0	0	0	0	0	3	27.3%
Nonnarcotic		M	33	21	28	13	18	20	12	11	156	70.6%
		F	12	14	15	13	3	6	1	1	65	29.4%
Gambling	Bookmaking	M	0	0	0	0	0	0	0	0	0	0.0%
		F	0	0	0	0	0	0	0	0	0	0.0%
	Numbers & Lottery	M	0	0	0	0	0	0	0	0	0	0.0%
		F	0	0	0	0	0	0	0	0	0	0.0%
Other		M	0	0	0	0	0	0	0	0	0	0.0%
		F	0	0	0	0	0	0	0	0	0	0.0%
Alcohol-Related	DUI	M	170	164	125	103	66	68	71	119	886	78.0%
		F	54	44	43	25	25	13	19	27	250	22.0%
	Liquor Laws	M	11	10	5	9	5	13	9	15	77	95.1%
		F	0	0	1	1	0	0	1	1	4	4.9%
Disorderly Conduct		M	31	35	27	26	10	27	10	33	199	79.0%
		F	14	8	4	4	5	3	9	6	53	21.0%
Other	Offenses Agst. Family/Children	M	0	0	0	0	0	0	0	0	0	0.0%
		F	0	1	1	0	0	0	0	0	2	100.0%
	Prostitution	M	2	3	0	1	2	2	0	3	13	72.2%
		F	2	1	1	0	0	0	0	1	5	27.8%
	Suspicion	M	0	0	0	0	0	0	0	0	0	0.0%
		F	0	0	0	0	0	0	0	0	0	0.0%
	Vagrancy	M	0	0	0	0	0	0	0	0	0	0.0%
		F	0	0	0	0	0	0	1	0	1	100.0%
	Weapons	M	13	12	12	8	4	8	2	5	64	82.1%
		F	3	4	1	0	0	4	2	0	14	17.9%
All Other Offenses		M	455	387	311	253	224	184	142	273	2,229	71.5%
		F	183	163	151	111	86	57	63	74	888	28.5%
Total		M	914	758	625	504	420	398	320	529	4,468	74.7%
		F	324	268	245	191	140	91	115	136	1,510	25.3%
Column Percent		M	73.8%	73.9%	71.8%	72.5%	75.0%	81.4%	73.6%	79.5%	74.7%	
		F	26.2%	26.1%	28.2%	27.5%	25.0%	18.6%	26.4%	20.5%	25.3%	

## Race/Ethnicity of Adults Arrested for Part II Offenses Hawaii County, 2014

Type	Offense	White	Black	Indian	Chinese	Japanese	Filipino	Korean	Other Asian	Hawaiian	Samoan	Other Pacific Islander	Total
Violent	Negligent Manslaughter	0 0.0%	0 0.0%	0 0.0%	0 0.0%	0 0.0%	0 0.0%	0 0.0%	0 0.0%	0 0.0%	0 0.0%	0 0.0%	0 0.0%
	Other Assault	276 44.7%	12 1.9%	3 0.5%	4 0.6%	29 4.7%	44 7.1%	1 0.2%	16 2.6%	221 35.8%	9 1.5%	2 0.3%	617 100.0%
	Sex Offenses	20 64.5%	0 0.0%	1 3.2%	0 0.0%	0 0.0%	3 9.7%	0 0.0%	2 6.5%	5 16.1%	0 0.0%	0 0.0%	31 100.0%
Property-Related	Forgery	13 68.4%	0 0.0%	0 0.0%	0 0.0%	1 5.3%	1 5.3%	3 15.8%	0 0.0%	1 5.3%	0 0.0%	0 0.0%	19 100.0%
	Fraud	17 51.5%	1 3.0%	2 6.1%	0 0.0%	2 6.1%	3 9.1%	0 0.0%	0 0.0%	8 24.2%	0 0.0%	0 0.0%	33 100.0%
	Embezzlement	0 0.0%	1 25.0%	0 0.0%	0 0.0%	2 50.0%	0 0.0%	0 0.0%	0 0.0%	1 25.0%	0 0.0%	0 0.0%	4 100.0%
	Stolen Property	5 31.3%	0 0.0%	0 0.0%	0 0.0%	3 18.8%	1 6.3%	0 0.0%	0 0.0%	7 43.8%	0 0.0%	0 0.0%	16 100.0%
	Vandalism	29 40.8%	2 2.8%	1 1.4%	0 0.0%	4 5.6%	6 8.5%	0 0.0%	2 2.8%	25 35.2%	2 2.8%	0 0.0%	71 100.0%
Drug Manufacturing/Sale	Opium or Cocaine	5 71.4%	0 0.0%	0 0.0%	0 0.0%	0 0.0%	0 0.0%	0 0.0%	0 0.0%	2 28.6%	0 0.0%	0 0.0%	7 100.0%
	Marijuana	33 76.7%	2 4.7%	0 0.0%	0 0.0%	0 0.0%	1 2.3%	0 0.0%	0 0.0%	6 14.0%	1 2.3%	0 0.0%	43 100.0%
	Synthetic Narcotic	1 100.0%	0 0.0%	0 0.0%	0 0.0%	0 0.0%	0 0.0%	0 0.0%	0 0.0%	0 0.0%	0 0.0%	0 0.0%	1 100.0%
	Nonnarcotic	31 42.5%	1 1.4%	1 1.4%	0 0.0%	4 5.5%	5 6.8%	0 0.0%	0 0.0%	30 41.1%	1 1.4%	0 0.0%	73 100.0%
Drug Possession	Opium or Cocaine	12 70.6%	0 0.0%	0 0.0%	0 0.0%	1 5.9%	1 5.9%	0 0.0%	0 0.0%	3 17.6%	0 0.0%	0 0.0%	17 100.0%
	Marijuana	73 56.6%	2 1.6%	0 0.0%	0 0.0%	3 2.3%	12 9.3%	1 0.8%	1 0.8%	37 28.7%	0 0.0%	0 0.0%	129 100.0%
	Synthetic Narcotic	4 36.4%	0 0.0%	0 0.0%	0 0.0%	1 9.1%	3 27.3%	0 0.0%	0 0.0%	3 27.3%	0 0.0%	0 0.0%	11 100.0%
	Nonnarcotic	86 38.9%	8 3.6%	0 0.0%	3 1.4%	14 6.3%	21 9.5%	1 0.5%	0 0.0%	86 38.9%	2 0.9%	0 0.0%	221 100.0%
Gambling	Bookmaking	0 0.0%	0 0.0%	0 0.0%	0 0.0%	0 0.0%	0 0.0%	0 0.0%	0 0.0%	0 0.0%	0 0.0%	0 0.0%	0 0.0%
	Numbers & Lottery	0 0.0%	0 0.0%	0 0.0%	0 0.0%	0 0.0%	0 0.0%	0 0.0%	0 0.0%	0 0.0%	0 0.0%	0 0.0%	0 0.0%
	Other	0 0.0%	0 0.0%	0 0.0%	0 0.0%	0 0.0%	0 0.0%	0 0.0%	0 0.0%	0 0.0%	0 0.0%	0 0.0%	0 0.0%
Alcohol-Related	DUI	644 56.7%	13 1.1%	5 0.4%	6 0.5%	54 4.8%	81 7.1%	5 0.4%	61 5.4%	244 21.5%	14 1.2%	9 0.8%	1,136 100.0%
	Liquor Laws	51 63.0%	3 3.7%	0 0.0%	0 0.0%	0 0.0%	0 0.0%	0 0.0%	9 11.1%	15 18.5%	0 0.0%	3 3.7%	81 100.0%
	Disorderly Conduct	143 56.7%	10 4.0%	2 0.8%	0 0.0%	6 2.4%	8 3.2%	1 0.4%	13 5.2%	67 26.6%	2 0.8%	0 0.0%	252 100.0%
Other	Offenses Agst. Family/Children	1 50.0%	0 0.0%	0 0.0%	0 0.0%	1 50.0%	0 0.0%	0 0.0%	0 0.0%	0 0.0%	0 0.0%	0 0.0%	2 100.0%
	Prostitution	8 44.4%	2 11.1%	0 0.0%	0 0.0%	2 11.1%	2 11.1%	0 0.0%	0 0.0%	3 16.7%	1 5.6%	0 0.0%	18 100.0%
	Suspicion	0 0.0%	0 0.0%	0 0.0%	0 0.0%	0 0.0%	0 0.0%	0 0.0%	0 0.0%	0 0.0%	0 0.0%	0 0.0%	0 0.0%
	Vagrancy	1 100.0%	0 0.0%	0 0.0%	0 0.0%	0 0.0%	0 0.0%	0 0.0%	0 0.0%	0 0.0%	0 0.0%	0 0.0%	1 100.0%
	Weapons	46 59.0%	0 0.0%	0 0.0%	0 0.0%	4 5.1%	13 16.7%	0 0.0%	0 0.0%	15 19.2%	0 0.0%	0 0.0%	78 100.0%
	All Other Offenses	1,577 50.6%	87 2.8%	12 0.4%	21 0.7%	106 3.4%	172 5.5%	18 0.6%	85 2.7%	1,007 32.3%	22 0.7%	10 0.3%	3,117 100.0%
<b>Total</b>		3,076	144	27	34	237	377	30	189	1,786	54	24	5,978
<b>Column Percent</b>		51.5%	2.4%	0.5%	0.6%	4.0%	6.3%	0.5%	3.2%	29.9%	0.9%	0.4%	100.0%



## Age and Sex of Juveniles Arrested for Part II Offenses

Hawaii County, 2014

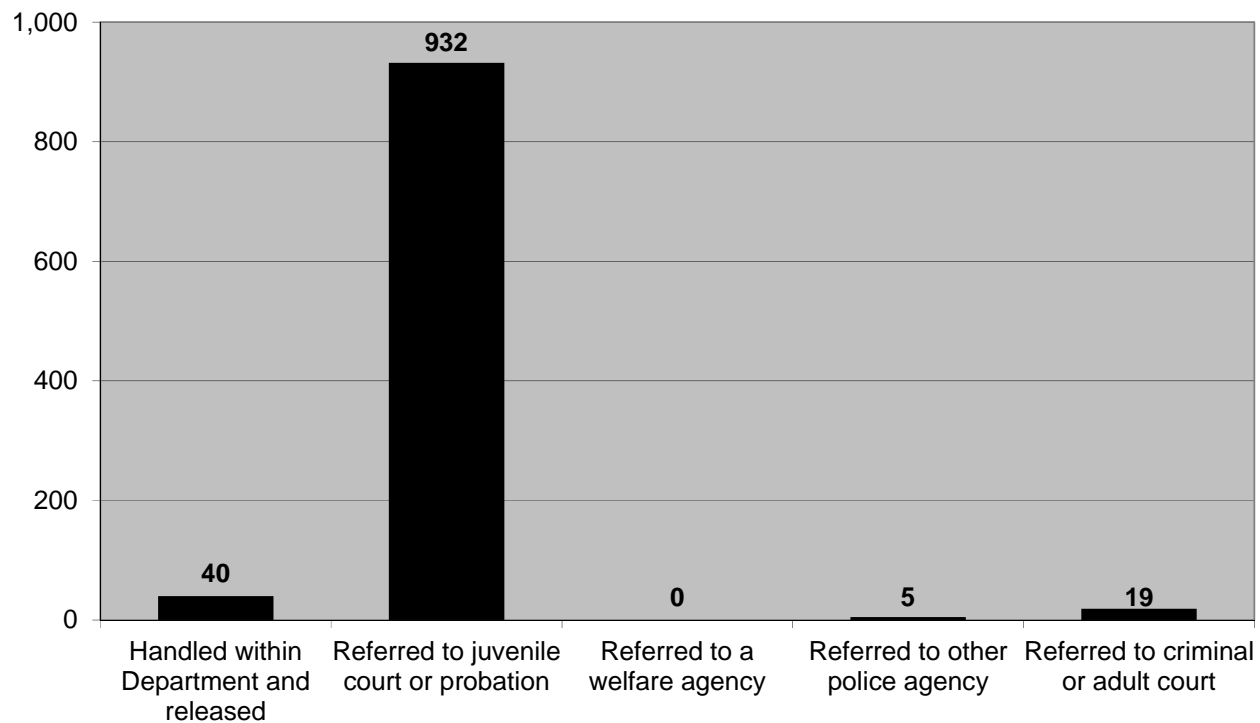
Type	Offense	Sex	0-9	10-12	13-14	15	16	17	Total	Row %
Violent	Negligent Manslaughter	M	0	0	0	0	0	0	0	0.0%
		F	0	0	0	0	0	0	0	0.0%
	Other Assault	M	0	3	4	4	4	10	25	65.8%
		F	0	0	2	3	4	4	13	34.2%
	Sex Offenses	M	0	0	2	1	1	1	5	83.3%
		F	0	0	1	0	0	0	1	16.7%
Property-Related	Forgery	M	0	0	0	0	0	0	0	0.0%
		F	0	0	0	0	0	0	0	0.0%
	Fraud	M	0	0	0	0	1	0	1	100.0%
		F	0	0	0	0	0	0	0	0.0%
	Embezzlement	M	0	0	0	0	0	0	0	0.0%
		F	0	0	0	0	0	0	0	0.0%
	Stolen Property	M	0	0	0	0	0	0	0	0.0%
		F	0	0	0	0	0	0	0	0.0%
	Vandalism	M	0	1	0	1	2	0	4	66.7%
		F	0	0	0	2	0	0	2	33.3%
Drug Manufacturing/Sale	Opium or Cocaine	M	0	0	0	0	0	0	0	0.0%
		F	0	0	0	0	0	0	0	0.0%
	Marijuana	M	0	0	0	0	0	2	2	100.0%
		F	0	0	0	0	0	0	0	0.0%
	Synthetic Narcotic	M	0	0	0	0	0	0	0	0.0%
		F	0	0	0	0	0	0	0	0.0%
	Nonnarcotic	M	0	0	0	0	0	0	0	0.0%
		F	0	0	0	0	0	0	0	0.0%
Drug Possession	Opium or Cocaine	M	0	0	0	0	1	0	1	100.0%
		F	0	0	0	0	0	0	0	0.0%
	Marijuana	M	0	5	14	10	8	4	41	67.2%
		F	0	0	7	7	2	4	20	32.8%
	Synthetic Narcotic	M	0	0	0	0	0	0	0	0.0%
		F	0	0	0	0	1	0	1	100.0%
	Nonnarcotic	M	0	0	0	2	0	0	2	66.7%
		F	0	0	0	0	0	1	1	33.3%
Gambling	Bookmaking	M	0	0	0	0	0	0	0	0.0%
		F	0	0	0	0	0	0	0	0.0%
	Numbers & Lottery	M	0	0	0	0	0	0	0	0.0%
		F	0	0	0	0	0	0	0	0.0%
	Other	M	0	0	0	0	0	0	0	0.0%
		F	0	0	0	0	0	0	0	0.0%
Alcohol-Related	DUI	M	0	0	0	0	5	4	9	81.8%
		F	0	0	0	0	2	0	2	18.2%
	Liquor Laws	M	0	0	3	1	1	5	10	76.9%
		F	0	1	0	1	1	0	3	23.1%
	Disorderly Conduct	M	0	0	0	0	3	2	5	100.0%
		F	0	0	0	0	0	0	0	0.0%
Other	Offenses Agst. Family/Children	M	0	0	0	0	0	0	0	0.0%
		F	0	0	0	0	0	0	0	0.0%
	Prostitution	M	0	0	0	0	0	0	0	0.0%
		F	0	0	0	0	0	0	0	0.0%
	Suspicion	M	0	0	0	0	0	0	0	0.0%
		F	0	0	0	0	0	0	0	0.0%
	Vagrancy	M	0	0	0	0	0	0	0	0.0%
		F	0	0	0	0	0	0	0	0.0%
	Weapons	M	0	0	0	1	0	0	1	100.0%
		F	0	0	0	0	0	0	0	0.0%
	All Other Offenses	M	0	2	26	25	25	19	97	70.8%
		F	1	0	4	12	11	12	40	29.2%
Status	Curfew	M	0	0	3	2	4	0	9	45.0%
		F	0	0	2	6	2	1	11	55.0%
	Runaway	M	0	9	51	55	86	54	255	47.2%
		F	1	9	73	82	66	54	285	52.8%
<b>Total</b>		M	0	20	103	102	141	101	467	55.2%
		F	2	10	89	113	89	76	379	44.8%
<b>Column Percent</b>		M	0.0%	66.7%	53.6%	47.4%	61.3%	57.1%	55.2%	
		F	100.0%	33.3%	46.4%	52.6%	38.7%	42.9%	44.8%	

## Race/Ethnicity of Juveniles Arrested for Part II Offenses

Hawaii County, 2014

Type	Offense	White	Black	Indian	Chinese	Japanese	Filipino	Korean	Other Asian	Hawaiian	Samoa	Other Pacific Islander	Total
Violent	Negligent Manslaughter	0 0.0%	0 0.0%	0 0.0%	0 0.0%	0 0%	0 0.0%	0 0.0%	0 0.0%	0 0.0%	0 0.0%	0 0.0%	0 0.0%
	Other Assault	19 50.0%	1 2.6%	0 0.0%	1 2.6%	0 0.0%	4 10.5%	0 0.0%	0 0.0%	11 28.9%	1 2.6%	1 2.6%	38 100.0%
	Sex Offenses	3 50.0%	0 0.0%	0 0.0%	0 0.0%	0 0.0%	1 16.7%	0 0.0%	1 16.7%	0 0.0%	0 0.0%	1 16.7%	6 100.0%
Property-Related	Forgery	0 0.0%	0 0.0%	0 0.0%	0 0.0%	0 0.0%	0 0.0%	0 0.0%	0 0.0%	0 0.0%	0 0.0%	0 0.0%	0 0.0%
	Fraud	1 100.0%	0 0.0%	0 0.0%	0 0.0%	0 0.0%	0 0.0%	0 0.0%	0 0.0%	0 0.0%	0 0.0%	0 0.0%	1 100.0%
	Embezzlement	0 0.0%	0 0.0%	0 0.0%	0 0.0%	0 0.0%	0 0.0%	0 0.0%	0 0.0%	0 0.0%	0 0.0%	0 0.0%	0 0.0%
	Stolen Property	0 0.0%	0 0.0%	0 0.0%	0 0.0%	0 0.0%	0 0.0%	0 0.0%	0 0.0%	0 0.0%	0 0.0%	0 0.0%	0 0.0%
	Vandalism	3 50.0%	0 0.0%	0 0.0%	0 0.0%	0 0.0%	0 0.0%	0 0.0%	0 0.0%	0 0.0%	3 50.0%	0 0.0%	6 100.0%
Drug Manufacturing/Sale	Opium or Cocaine	0 0.0%	0 0.0%	0 0.0%	0 0.0%	0 0.0%	0 0.0%	0 0.0%	0 0.0%	0 0.0%	0 0.0%	0 0.0%	0 0.0%
	Marijuana	2 100.0%	0 0.0%	0 0.0%	0 0.0%	0 0.0%	0 0.0%	0 0.0%	0 0.0%	0 0.0%	0 0.0%	0 0.0%	2 100.0%
	Synthetic Narcotic	0 0.0%	0 0.0%	0 0.0%	0 0.0%	0 0.0%	0 0.0%	0 0.0%	0 0.0%	0 0.0%	0 0.0%	0 0.0%	0 0.0%
	Nonnarcotic	0 0.0%	0 0.0%	0 0.0%	0 0.0%	0 0.0%	0 0.0%	0 0.0%	0 0.0%	0 0.0%	0 0.0%	0 0.0%	0 0.0%
Drug Possession	Opium or Cocaine	1 100.0%	0 0.0%	0 0.0%	0 0.0%	0 0.0%	0 0.0%	0 0.0%	0 0.0%	0 0.0%	0 0.0%	0 0.0%	1 100.0%
	Marijuana	30 49.2%	3 4.9%	0 0.0%	0 0.0%	2 3.3%	8 13.1%	0 0.0%	2 3.3%	16 26.2%	0 0.0%	0 0.0%	61 100.0%
	Synthetic Narcotic	1 100.0%	0 0.0%	0 0.0%	0 0.0%	0 0.0%	0 0.0%	0 0.0%	0 0.0%	0 0.0%	0 0.0%	0 0.0%	1 100.0%
	Nonnarcotic	2 66.7%	0 0.0%	0 0.0%	0 0.0%	0 0.0%	0 0.0%	0 0.0%	0 0.0%	1 33.3%	0 0.0%	0 0.0%	3 100.0%
Gambling	Bookmaking	0 0.0%	0 0.0%	0 0.0%	0 0.0%	0 0.0%	0 0.0%	0 0.0%	0 0.0%	0 0.0%	0 0.0%	0 0.0%	0 0.0%
	Numbers & Lottery	0 0.0%	0 0.0%	0 0.0%	0 0.0%	0 0.0%	0 0.0%	0 0.0%	0 0.0%	0 0.0%	0 0.0%	0 0.0%	0 0.0%
	Other	0 0.0%	0 0.0%	0 0.0%	0 0.0%	0 0.0%	0 0.0%	0 0.0%	0 0.0%	0 0.0%	0 0.0%	0 0.0%	0 0.0%
Alcohol-Related	DUI	9 81.8%	0 0.0%	0 0.0%	0 0.0%	0 0.0%	0 0.0%	0 0.0%	1 9.1%	0 0.0%	0 0.0%	1 9.1%	11 100.0%
	Liquor Laws	4 30.8%	0 0.0%	0 0.0%	0 0.0%	0 0.0%	2 15.4%	0 0.0%	1 7.7%	0 0.0%	0 0.0%	6 46.2%	13 100.0%
	Disorderly Conduct	4 80.0%	0 0.0%	0 0.0%	0 0.0%	0 0.0%	0 0.0%	0 0.0%	0 0.0%	1 20.0%	0 0.0%	0 0.0%	5 100.0%
Other	Offenses Agst. Family/Children	0 0.0%	0 0.0%	0 0.0%	0 0.0%	0 0.0%	0 0.0%	0 0.0%	0 0.0%	0 0.0%	0 0.0%	0 0.0%	0 0.0%
	Prostitution	0 0.0%	0 0.0%	0 0.0%	0 0.0%	0 0.0%	0 0.0%	0 0.0%	0 0.0%	0 0.0%	0 0.0%	0 0.0%	0 0.0%
	Suspicion	0 0.0%	0 0.0%	0 0.0%	0 0.0%	0 0.0%	0 0.0%	0 0.0%	0 0.0%	0 0.0%	0 0.0%	0 0.0%	0 0.0%
	Vagrancy	0 0.0%	0 0.0%	0 0.0%	0 0.0%	0 0.0%	0 0.0%	0 0.0%	0 0.0%	0 0.0%	0 0.0%	0 0.0%	0 0.0%
	Weapons	0 0.0%	0 0.0%	0 0.0%	0 0.0%	0 0.0%	0 0.0%	0 0.0%	0 0.0%	1 100.0%	0 0.0%	0 0.0%	1 100.0%
	All Other Offenses	50 36.5%	6 4.4%	0 0.0%	0 0.0%	1 0.7%	19 13.9%	0 0.0%	15 10.9%	43 31.4%	3 2.2%	0 0.0%	137 100.0%
Status	Curfew	4 20.0%	0 0.0%	1 5.0%	0 0.0%	1 5.0%	0 0.0%	0 0.0%	4 20.0%	10 50.0%	0 0.0%	0 0.0%	20 100.0%
	Runaway	213 39.4%	13 2.4%	16 3.0%	1 0.2%	17 3.1%	71 13.1%	0 0.0%	8 1.5%	192 35.6%	7 1.3%	2 0.4%	540 100.0%
<b>Total</b>		346	23	17	2	21	105	0	32	278	11	11	846
<b>Column Percent</b>		40.9%	2.7%	2.0%	0.2%	2.5%	12.4%	0.0%	3.8%	32.9%	1.3%	1.3%	100.0%

### Juvenile Dispositions, Hawaii County, 2014





## APPENDIX A

### DEFINITIONS

**AGGRAVATED ASSAULT:** An unlawful attack by one person upon another for the purpose of inflicting severe or aggravated bodily injury; attempted murder. This type of assault usually is accompanied by the use of a weapon or by means likely to produce death or great bodily harm. It is not necessary that injury result from an aggravated assault when a gun, knife, or other weapon is used which could and probably would result in serious personal injury if the crime were successfully completed. Attacks by personal weapons, such as hands, fists, feet, etc., which result in serious or aggravated injury.

**ARSON:** Any willful or malicious burning or attempt to burn, with or without intent to defraud, a dwelling house, public building, motor vehicle or aircraft, personal property of another, etc.

**ASSAULT:** An unlawful attack by one person upon another. Includes Aggravated Assault (Part I Offense) and Other Assaults (Part II Offense).

**BURGLARY:** The unlawful entry of a structure to commit a felony or a theft. Includes forcible entry, unlawful entry where no force is used, and attempted forcible entry where no entry occurs.

**CLEARANCE:** An offense is "cleared" either by arrest or exceptional means. An offense is cleared by arrest when at least one person is arrested; charged with the commission of the offense; and turned over to the court for prosecution. An offense is cleared by exceptional means when the identity of the offender is known; there is enough evidence to support an arrest, charge, and turning over to the court for prosecution; the exact location of the offender is known; and, for reasons outside the control of law enforcement, the offender cannot be arrested, charged, and prosecuted. Examples of offenses cleared by exceptional means include suicide of the offender, double murder, deathbed confession, and denied extradition. It should be noted that the number of offenses and not the number of persons arrested is used to count clearances. Several offenses may be cleared by the arrest of one person; or the arrest of several people may clear only one offense.

**CRIME INDEX:** The ten Part I Offenses reported in the Uniform Crime Reporting Program to represent the status of crime in the United States: murder and nonnegligent manslaughter (the latter term is not used in Hawaii), rape, robbery, aggravated assault, burglary, larceny-theft, motor vehicle theft, and arson. Human trafficking - commercial sex acts and human trafficking - involuntary servitude are being tracked separately in Appendix E until further notice.

**CRIME RATE:** The number of crimes per 100,000 population (usually the resident population) is obtained using the following equation:

$$Crime\ Rate = \left( \frac{Number\ of\ Crimes}{Resident\ Population} \right) \times 100,000$$

More accurate crime rates (e.g., the number of rapes per 100,000 females or the number of motor vehicle thefts per 100,000 vehicles) are not reported in *Crime in the U.S.* and, therefore, are not used in *Crime in Hawaii*.

**CRIMINAL HOMICIDE:** The willful (nonnegligent) killing of one human being by another or the killing of another person through gross negligence. Includes Murder and Nonnegligent Manslaughter (the latter term is not used in Hawaii), and Manslaughter by Negligence.

**DE FACTO POPULATION:** The number of persons physically present in an area, regardless of military status or usual place of residence. Includes visitors present and excludes residents temporarily absent.

**HUMAN TRAFFICKING – COMMERCIAL SEX ACTS:** Inducing a person by force, fraud, or coercion to participate in commercial sex acts, or in which the person induced to perform such act(s) has not attained 18 years of age.

**HUMAN TRAFFICKING – INVOLUNTARY SERVITUDE:** The obtaining of a person(s) through recruitment, harboring, transportation, or provision, and subjecting such persons by force, fraud, or coercion into involuntary servitude, peonage, debt bondage, or slavery (not to include commercial sex acts).

**JUVENILE:** Person under the age of 18.

**LARCENY-THEFT:** The unlawful taking, carrying, leading, or riding away of property from the possession or constructive possession of another. Includes pocket-picking, purse-snatching, shoplifting, theft from motor vehicles, theft of motor vehicle parts and accessories, theft of bicycles, etc. Does not include embezzlement, forgery, or motor vehicle theft.

**MOTOR VEHICLE THEFT:** The theft or attempted theft of a motor vehicle, including automobiles, trucks, buses, motorcycles, motor scooters, snowmobiles, etc.

**MURDER:** The willful (nonnegligent) killing of one human being by another.

**NONVIOLENT OFFENSES:** Include the offense categories of larceny-theft, burglary, and auto theft. Often referred to as Property Offenses (excluding robbery).

**PART I OFFENSES:** Offenses which make up the Crime Index: murder, rape, robbery, aggravated assault, burglary, larceny-theft, motor vehicle theft, and arson; plus the offense of manslaughter by negligence. Human trafficking – commercial sex acts and human trafficking – involuntary servitude are being tracked separately in Appendix E until further notice.

**PART II OFFENSES:** All criminal offenses not classified as Part I Offenses. Also included are the juvenile status offenses of curfew/loitering violation and runaway. See Appendix B for specific Part II Offense definitions.

**PROPERTY OFFENSES:** Include larceny-theft, burglary, auto theft, and arson. Robbery is classified as a violent crime due to the use or threat of force.

**RAPE (revised):** Penetration, no matter how slight, of the vagina or anus with any body part or object, or oral penetration by a sex organ of another person, without the consent of the victim. Statutory rape (without force) and other sex offenses are not included in this category.

**Rape (legacy):** The carnal knowledge of a female forcibly and against her will. Sexual assaults against males are not included in this category.

**RESIDENT POPULATION:** The number of persons whose usual place of residence is in an area, regardless of physical location on the estimated census date. Includes military personnel stationed or homeported in the area and excludes persons of local origin attending school or in military service outside the area.

**ROBBERY:** The taking or attempting to take anything of value from the care, custody, or control of

a person or persons by force or threat of force or violence and/or by putting the victim(s) in fear. While robbery has the attributes of a property crime, it is grouped with violent crimes due to the additional attribute of force or the threat of force.

**VIOLENT OFFENSES:** Include the offense categories of murder, rape, robbery, and aggravated assault.





## APPENDIX B

### PART II OFFENSES

#### **CRIMINAL OFFENSES**

**ASSAULT, OTHER:** Assaults and attempted assaults where no weapon was used or which did not result in serious or aggravated injury to the victim. Examples include simple assault, assault and battery, resisting or obstructing an officer, intimidation, coercion, and hazing.

**DISORDERLY CONDUCT:** Committing a breach of the peace. Includes affray; unlawful assembly; disturbing the peace; disturbing meetings; and blasphemy, profanity, and obscene language.

**DRIVING UNDER THE INFLUENCE:** Driving or operating any vehicle or common carrier while drunk or under the influence of intoxicants.

**DRUG ABUSE VIOLATIONS:** Include all violations of state and local laws relating to the unlawful possession, sale, use, growing, manufacturing, and making of illegal drugs.

**EMBEZZLEMENT:** Misappropriation or misapplication of money or property entrusted to one's care, custody, or control.

**FORGERY AND COUNTERFEITING:** All offenses dealing with the making, altering, uttering, or possession of, with intent to defraud, anything false in the semblance of what is true.

**FRAUD:** Fraudulent conversion and obtaining money or property by false pretenses. Includes bad checks (except forgeries and counterfeiting), confidence games, and unauthorized withdrawal of money from an automatic teller machine.

**GAMBLING:** Promoting, permitting, or engaging in illegal gambling. Includes 3 subcategories: bookmaking, numbers and lottery, and "other" gambling.

**LIQUOR LAWS:** Include unlawful manufacture, sale, transporting, furnishing, possessing intoxicating liquor; maintaining unlawful drinking places; bootlegging; operating a still; furnishing liquor to a minor; and drinking on a train or public conveyance. Do not include Drunkenness and Driving Under the Influence.

**MANSLAUGHTER BY NEGLIGENCE:** The killing of another person through gross negligence. Manslaughter by negligence is considered a Part I Offense but is not included in the Crime Index.

**OFFENSES AGAINST THE FAMILY AND CHILDREN:** Include all charges of nonsupport and neglect or abuse of family and children. Examples include desertion, abandonment, or nonsupport of spouse or child; neglect or abuse of spouse or child; and nonpayment of alimony.

**PROSTITUTION AND COMMERCIALIZED VICE:** Sex offenses of a commercialized nature, broken down into three subcategories: prostitution; assisting or promoting prostitution; and purchasing prostitution. These offense types are included in the prostitution and commercialized vice category: keeping a bawdy house, disorderly house, or house of ill fame; pandering, procuring, transporting, or detaining women for immoral purposes, etc.; and all attempts.

**SEX OFFENSES:** Include indecent exposure, incest, statutory rape (no force), other offenses against common decency and morals, and all attempts. Do not include rape, prostitution, and commercialized vice.

**STOLEN PROPERTY:** Buying, receiving, and possessing stolen property, including attempts.

**VAGRANCY:** Persons arrested on grounds of “suspicion” may be prosecuted on this charge. Includes vagrancy, begging, loitering (persons 18 and over), and vagabondage.

**VANDALISM:** The willful or malicious destruction, injury, disfigurement, or defacement of any public or private property, real or personal, without consent of the owner or person having custody or control by cutting, tearing, breaking, marking, painting, drawing, covering with filth, or any other such means as may be specified by local law.

**WEAPONS OFFENSES:** Include unlawful manufacture, sale, or possession of deadly weapons; unlawful carrying of deadly weapons, concealed or openly; using, manufacturing, etc. silencers; furnishing deadly weapons to a minor; and all attempts to commit any of the above.

**ALL OTHER OFFENSES:** Include all other state and local offenses (excluding traffic violations) not included elsewhere. Examples are:

- Admitting minors to improper places
- Abduction and compelling to marry
- Bigamy and polygamy
- Blackmail and extortion
- Combination in restraint of trade; trusts, monopolies
- Contempt of court
- Criminal anarchism
- Discrimination, unfair competition
- Kidnapping
- Marriage within prohibited degrees
- Offenses contributing to juvenile delinquency, such as employment of children in immoral vocations or practices
- Perjury and subornation of perjury
- Possession, repair, manufacture, etc. of burglar's tools
- Possession of drug paraphernalia
- Possession or sale of obscene literature, pictures, etc.
- Public nuisances
- Riot and rout
- Trespass
- Unlawfully bringing drugs and liquor into state prisons, hospitals, etc.; furnishing to convicts
- Violations of state regulatory laws and municipal ordinances
- Violation of quarantine
- Truancy (noncriminal juvenile status offense)
- Ungovernability (noncriminal juvenile status offense)
- All offenses not otherwise classified
- All attempts to commit any of the above

## **NONCRIMINAL OFFENSES**

**STATUS OFFENSES (PERSONS UNDER 18):** Noncriminal acts or conduct which are offenses only when committed or engaged in by juveniles; include curfew violation and runaways.

**CURFEW AND LOITERING:** Included are violations of local curfew or loitering ordinances.

**RUNAWAYS:** Apprehension for protective custody as defined by local statute.

## **NONCRIMINAL ARREST CATEGORY**

**SUSPICION:** While “suspicion” is not an offense, it may be the grounds for many arrests in those jurisdictions where the law permits. After examination by law enforcement officers, the prisoner is either formally charged or released. Those formally charged are entered in one of the Index or Part II offense classes. This class is limited to “suspicion” arrests where persons arrested are released by the police.

## **OTHER**

**CARGO THEFT:** Criminal taking of any cargo, in whole or in part, while moving in commerce at all points between the point of origin and the final destination, regardless of any temporary stop while awaiting transshipment or otherwise.

In accordance with the Americans with Disabilities Act, P.L. 101-336, this material is available in an altered format, upon request. If you require an altered format, please call the Department of the Attorney General, Crime Prevention and Justice Assistance Division at (808) 586-1150. TDD: Oahu, 586-1298; neighbor islands, 1-877-586-1298.