

CRIME IN MAUI COUNTY

An excerpt from the forthcoming
CRIME IN HAWAII, 2014
A REVIEW OF
UNIFORM CRIME REPORTS



Prepared By

Lydia Seumanu Fuatagavi

Senior Research Analyst

and

Paul Perrone

Chief of Research & Statistics

Research & Statistics Branch
Crime Prevention & Justice Assistance Division

February 2016

Crime in Hawaii can be downloaded from the
Crime Prevention & Justice Assistance Division web site
ag.hawaii.gov/cpja/

TABLE OF CONTENTS

<i>TABLE OF CONTENTS</i>	<i>i</i>
<i>CAVEATS</i>	<i>iii</i>
<i>THE UNIFORM CRIME REPORTING PROGRAM</i>	1-3
<i>REPORTED OFFENSES STATISTICS</i>	5-21
A. HIGHLIGHTS AND REPORTED INDEX OFFENSES CHART, 2005-2014	5
B. REPORTED OFFENSES TABLE	6
C. REPORTED INDEX AND PART II OFFENSES	7
D. TOTAL INDEX CRIME AND CLEARANCE RATES.....	8
E. TOTAL VIOLENT CRIME AND CLEARANCE RATES.....	9
1. Murder Rate and Clearance Rate	10
2. Rape Rate and Clearance Rate	11
3. Robbery Rate and Clearance Rate	12
4. Aggravated Assault Rate and Clearance Rate	13
F. TOTAL PROPERTY CRIME AND CLEARANCE RATES	14
1. Burglary Rate and Clearance Rate	15
2. Larceny-Theft Rate and Clearance Rate.....	16
3. Motor Vehicle Theft Rate and Clearance Rate	17
4. Value of Property Stolen by Offense	18
5. Value of Property Stolen and Recovered.....	19
6. Total Value of Property Stolen in Larceny-Theft by Value Lost per Offense.....	19
G. ARSON RATE AND CLEARANCE RATE	20
1. Value of Property Destroyed by Arson.....	21
<i>ARREST STATISTICS</i>	23-37
1. Total Arrests Table and 10-Year Arrest Rate Charts	25
2. Arrests for Index Offenses, Maui County, 2005-2014	26
3. Age and Sex of Adults Arrested for Index Offenses, 2014.....	27
4. Race/Ethnicity of Adults Arrested for Index Offenses, 2014	28
5. Age and Sex of Juveniles Arrested for Index Offenses, 2014.....	29
6. Race/Ethnicity of Juveniles Arrested for Index Offenses, 2014	30
7. Part II Arrests by Offense, Maui County, 2005-2014 – Adults.....	31
8. Part II Arrests by Offense, Maui County, 2005-2014 – Juveniles.....	32
9. Age and Sex of Adults Arrested for Part II Offenses, 2014	33
10. Race/Ethnicity of Adults Arrested for Part II Offenses, 2014.....	34
11. Age and Sex of Juveniles Arrested for Part II Offenses, 2014.....	35
12. Race/Ethnicity of Juveniles Arrested for Part II Offenses, 2014.....	36
13. Juvenile Dispositions, 2014.....	37
APPENDIX A DEFINITIONS.....	39-41
APPENDIX B PART II OFFENSES.....	43-45

*This report provides crime statistics and analyses only for Maui County. The complete “Crime in Hawaii, 2014” report, which includes statewide rate comparisons, and data on police officers killed and assaulted, police department employee counts, and population estimates, will be available following submission of complete crime data for 2014 from all four of Hawaii’s county police departments. **This report will be replaced by the “Crime in Hawaii, 2014” report upon its completion.***

Other Caveats

Statistical crime reporting requires a number of rules to count events consistently. Multiple offenses may be committed in most opportunities for crime, and multiple charges may be attached to a single arrest. The statistics presented in this report were collected and compiled using the FBI’s Hierarchy Rule that limits crime counts to only the most serious offense committed within an incident that is constrained by time and place, and limits arrest counts to only the most serious charge per booking. Therefore, some crimes may be underreported, e.g., if the victim is killed in a single-victim robbery situation, only murder is recorded, not the crime of robbery. Further details of the Hierarchy Rule are discussed in Footnote 1 on page 2.

The number of reported offenses corresponds to a victim count for only some types of offenses. Violent crimes generally employ the total victim count. Robberies, however, are counted by the incident, regardless of the number of victims. Property crimes also are generally counted by the incident, with the notable exceptions that a burglary is counted for each structure entered, and a motor vehicle theft for each vehicle stolen.

Some crimes are inherently difficult to classify. The Uniform Crime Reporting (UCR) definition of aggravated assault, for example, is complex and has been misinterpreted, resulting in large variations between agencies and between years.

These statistics were produced from the operations of Hawaii’s four county police departments. Statistics of prosecutorial, court, and parole board decisions are reported separately, by those agencies.

It is strongly cautioned that year-to-year changes based on small numbers of events are likely to result in large percentage changes which typically are not as meaningful as they might appear at first glance.

An unappreciated difference in the time period covered by two different sets of statistics can lead to erroneous conclusions regarding underlying relationships. For example, an abrupt change in the “percent of offenses cleared” statistics, which link the volume of arrests to the volume of reported offenses, should be viewed with caution because offenses already reported in previous years may be counted as cleared, by arrest or exceptional means, in the current year. A clearance is further defined in Appendix A.

The distinction between resident and de facto population is a most important consideration in viewing *Crime in Hawaii*. Crime rates are based on the number of crimes per 100,000 residents. De facto population includes the number of persons physically present in the state: residents, tourists, and non-resident military personnel. Crime rates based on de facto population can be significantly different than rates based on resident population. The UCR program uses resident population to calculate crime rates for all states. However, because of Hawaii’s relatively small resident population and large visitor population, crime rates based on resident population are much higher when compared to rates based on the actual number of people in the state.

These and other issues surrounding the collection and compilation of crime and arrest data can contribute to the misinterpretation of statistics presented in this report. We welcome the opportunity to address the validity of readers’ interpretations involving these crime statistics. Please feel free to contact us:

Research & Statistics Branch
Crime Prevention and Justice Assistance Division
Department of the Attorney General
235 S. Beretania Street, Suite 401
Honolulu, Hawaii 96813

Tel: (808) 586-1150
Fax: (808) 586-1097
Web: ag.hawaii.gov/cpja/

THE UNIFORM CRIME REPORTING PROGRAM

BACKGROUND

The Uniform Crime Reporting (UCR) Program was initiated in 1930 by the International Association of Chiefs of Police (IACP) to meet a recognized need for a nationwide system to collect crime statistics. Since there are numerous differences in criminal codes throughout the United States, the UCR program uses a standard definition for each offense. Law enforcement agencies submit data in accordance to these definitions rather than state statutes. This standardization allows for inter-jurisdictional comparisons and internal validity of national totals.

The national UCR program is administered by the Federal Bureau of Investigation (FBI). Definitions of specific offenses, as well as reporting criteria, are contained in the FBI's *Summary Reporting System (SRS) User Manual*. The FBI provides report forms and training to city, county, and state law enforcement agencies. Crime data are collected by over 18,000 local enforcement agencies and reported to the FBI. The FBI assembles, publishes, and distributes a comprehensive annual publication entitled *Crime in the United States*, as well as periodic special reports.

In an effort to streamline procedures and provide consistency and comparability of data, the FBI promoted the development of state UCR programs. The purpose of the state-level UCR program is to collect data from local law enforcement agencies and assure compliance with standards developed jointly by the FBI and IACP.

Hawaii's UCR program was housed in the Judiciary from its inception in 1975 until 1981, when it was transferred to the Hawaii Criminal Justice Data Center, a Division of the Department of the Attorney General. In 1991, the program was transferred from the Data Center to the Research and Statistics Branch of the Crime Prevention Division, which in 1995 became the Crime Prevention and Justice Assistance Division.

The Research and Statistics Branch collects and reviews the UCR reports received from the four county police departments before forwarding the reports to the FBI. The Branch is also responsible for providing technical assistance to the contributing agencies, as well as serving as the FBI's single point of contact in the State of Hawaii.

CRIME STATISTICS

Consistent with the UCR objectives of providing the best representation of total crime and providing the most meaningful data to police departments, the UCR program collects data on reported offenses and arrests. It is widely understood that offenses known to police are an under-representation of the total number of crimes committed, and that a truly reliable measure of unreported crimes is difficult, if not impossible, to obtain. However, the use of reported offenses as official statistics can be verified and compared over time and between jurisdictions.

Because of their seriousness and frequency of occurrence, seven offenses were initially chosen by the IACP to comprise a Crime Index and serve as indicators of our nation's crime experience: murder and non-negligent manslaughter; rape; robbery; aggravated assault;

burglary; larceny-theft; and motor vehicle theft. In 1979, a congressional mandate added arson as the eighth Crime Index Offense.¹

An important note about rape data

In 2013, in addition to removing the word “forcible”, the FBI also approved revisions to the UCR Program’s definition of rape². The revised definition of rape is the penetration, no matter how slight, of the vagina or anus with any body part or object, or oral penetration by a sex organ of another person, without the consent of the victim. This revised definition encompasses all genders as victims of rape and also includes the offenses of sodomy, and sexual assaults with an object, which were previously reported to the FBI only as arrests in the other sex offenses category. The old definition, which will be referred to as the legacy definition throughout this report, is defined as the carnal knowledge of a female forcibly and against her will. The State of Hawaii began collecting data per the revised definition of rape in 2014.

New additions to the UCR report

Other than the addition of arson in 1979, the UCR program has been a stable and static source of crime statistics for the U.S., allowing for crime rate comparisons between police departments and states across the nation. The FBI recently directed the participating agencies to additionally report the following offenses and arrests to its UCR program:

In 2010, in response to the *USA Patriot Improvement and Re-authorization Act of 2005*, which required the Attorney General to report cargo theft as a separate category in the FBI’s UCR system, the FBI added the offense of cargo theft. Due to the low numbers of participating agencies reporting cargo theft to the FBI, the FBI has yet to publish a cargo theft report. The State of Hawaii required the police agencies to commence the collection data for cargo thefts in January 2014; these data are reported in Appendix F.

In 2013, in order to comply with the *William Wilberforce Trafficking Victims Protection Reauthorization Act of 2008*, the FBI added two more offenses to its Part I Crime Index track: “Human Trafficking - Commercial Sex Acts” and “Human Trafficking - Involuntary Servitude”³, increasing the total number of Crime Index Offenses to ten. The Act also required the FBI to distinguish between assisting or promoting prostitution, purchasing prostitution, and prostitution, all of which are reported as arrests in Part II only. The State of Hawaii initiated the human trafficking data collection in January 2014. In line with the FBI’s *Crime in the U.S.* report, the *Crime in Hawaii* report will document human trafficking offenses and arrests separately from the other Crime Index data in Appendix E until such time as the FBI is able to combine all of the

¹ Hawaii has collected arson offense data since 1980. Nationally, a number of jurisdictions do not report arson offenses to the FBI. Also, the Hierarchy Rule does not apply to arson offenses. This means that all arsons which become known to the police are counted, so that crime incidents which include arson and one or more of the other Index Offenses are counted twice. As a result, the FBI does not include arsons in calculating and reporting total Index Crimes or property crimes and their respective crime rates. In order to remain consistent with federal reporting, Hawaii also does not include arsons in total Index Crimes and property crimes. Arson offenses are also not counted in the grand total of Index & Part II Offenses.

² Hawaii will continue to track rape based on the legacy definition for 5 years until comparative trends have been established. This will only apply to offense data and not arrests.

³ As in the case for arson, the Hierarchy Rule does not apply to both human trafficking offenses, thus all cases of human trafficking are counted. Human trafficking offenses are not included in the total Index Crime count.

Index Crime data. Prostitution arrests will also be aggregated under the prostitution category in order to mirror the national report.

Lastly, the FBI began collecting revised race and ethnicity data in 2013 in accordance with a directive from the U.S. Government's Office of Management and Budget (OMB). The State of Hawaii followed suit in 2014. The race categories were expanded from four (White, Black, American Indian or Alaskan Native, and Asian or Other Pacific Islander) to five (White, Black, American Indian or Alaskan Native, Asian, and Native Hawaiian or Other Pacific Islander).

Information reported for Index Offenses includes: the number of crimes reported; the number of offenses cleared by arrest or by exceptional means⁴; the number of arrests, and the value of property destroyed by arson and taken in each of the remaining offenses, except aggravated assault. (By definition, property cannot be taken in an assault. An offense that begins as an assault but ends with property being taken is classified as robbery.) The ten Index Crimes plus the crime of negligent manslaughter are referred to as Part I Offenses. While complete information is collected on non traffic-related negligent manslaughters, this offense is rare and not mentioned in *Crime in the United States*. Part II Offenses include all other offenses, except traffic, not included in Part I. The national UCR program collects and reports only arrest data for Part II Offenses, while *Crime in Hawaii* additionally contains reported Part II Offense statistics.⁵ Total negligent manslaughter arrests, including traffic-related, are included in *Crime in Hawaii* with the Part II arrests.

Definitions of terms used in this report appear in Appendices A and B. More detailed descriptions of the UCR program can be obtained from the *Summary Reporting System (SRS) User Manual* published by the FBI. Trends in law enforcement officers killed and assaulted (LEOKA) are reported in Appendix C, and population estimates are noted in Appendix D. New data for human trafficking and cargo theft are reported in Appendices E & F, respectively.

UCR program rules for classifying and counting crimes are somewhat complex and can, at times, even appear contradictory. Prior to delving into the pages that follow, first-time readers of *Crime in Hawaii* are encouraged to read the "Caveats" page. All readers are requested to review this page when attempting to answer questions about how crimes and arrests are counted and to contact us if their questions remain unanswered. Contact information is at the bottom of the "Caveats" page.

⁴ An offense cleared by exceptional means is one in which the offender and his or her exact location are known to the law enforcement agency but, for reasons beyond the control of the agency, the offender cannot be arrested. See Appendix A for definition and examples.

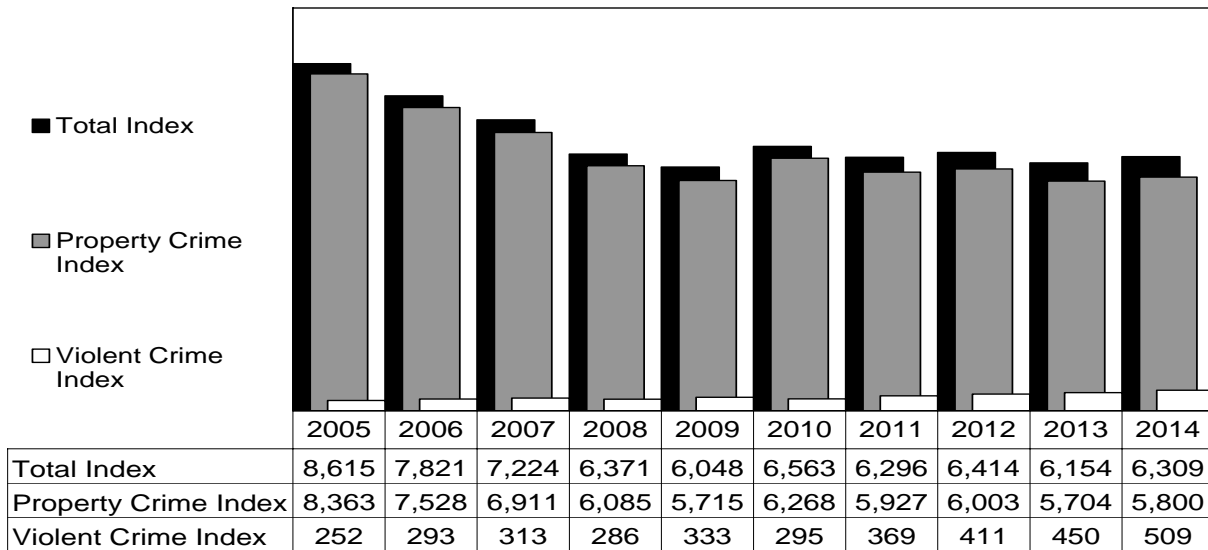
⁵ See Appendix B for definitions of Part II offenses.

In 2014, the total number of Index Crimes reported in Maui County increased 2.5%, violent crimes increased 13.1%, and property crimes increased 1.7%. The number of reported crimes increased in 2014 for five of the eight Index Crime categories: murder, 300.0%; rape, 97.8%; aggravated assault, 9.4%; burglary, 10.3%; and motor vehicle theft, 29.0%. The number of reported offenses in the other three crime categories decreased in 2014: robbery, 17.5%; larceny-theft, 3.0%; and arson, 34.5%.

In 2014, 162,229 people, or 11.4% of Hawaii’s population, resided in Maui County. During the past 10 years, the population of Maui County increased 16.2%, and the total number of reported Index Crimes decreased 26.8%, violent crimes increased 102.0%, and property crimes decreased 30.6%.

The table on the following page lists the actual numbers of reported offenses, excluding traffic, in Maui County from 2005 to 2014.

**Total Reported Index Offenses
Maui County, 2005-2014**



Reported Offenses

Maui County, 2005-2014

	2005	2006	2007	2008	2009	2010	2011	2012	2013	2014
Total Index	8,615	7,821	7,224	6,371	6,048	6,563	6,296	6,414	6,154	6,309
Violent Crime Index	252	293	313	286	333	295	369	411	450	509
Murder	3	0	0	2	3	1	2	5	1	4
Rape*	n/a	n/a	n/a	n/a	n/a	n/a	n/a	n/a	n/a	89
Rape (legacy)*	26	27	28	30	44	34	54	44	45	49**
Robbery	74	86	61	64	71	77	86	115	97	80
Aggravated Assault	149	180	224	190	215	183	227	247	307	336
Property Crime Index	8,363	7,528	6,911	6,085	5,715	6,268	5,927	6,003	5,704	5,800
Burglary	1,523	1,312	1,212	1,116	1,020	1,091	1,059	1,067	948	1,046
Larceny-Theft	5,678	5,512	5,056	4,437	4,155	4,395	4,203	4,419	4,314	4,184
Motor Vehicle Theft	1,162	704	643	532	540	782	665	517	442	570
Arson	59	53	41	67	52	61	79	73	87	57

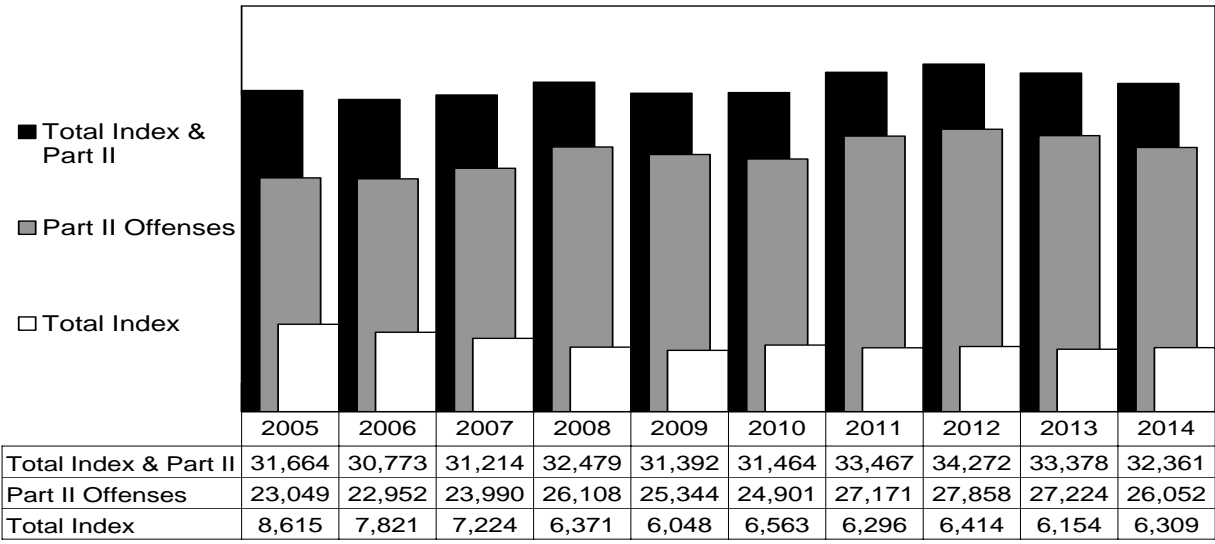
	2005	2006	2007	2008	2009	2010	2011	2012	2013	2014
Part II Offenses	23,049	22,952	23,990	26,108	25,344	24,901	27,171	27,858	27,224	26,052
Total Index & Part II	31,664	30,773	31,214	32,479	31,392	31,464	33,467	34,272	33,378	32,361

Note: Property Crime Index, Part II Offenses, and Total Index and Part II offenses exclude arson.

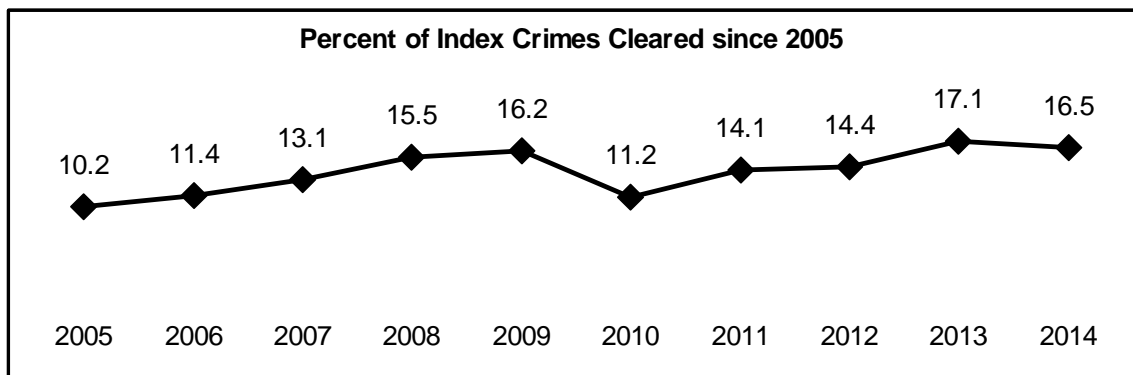
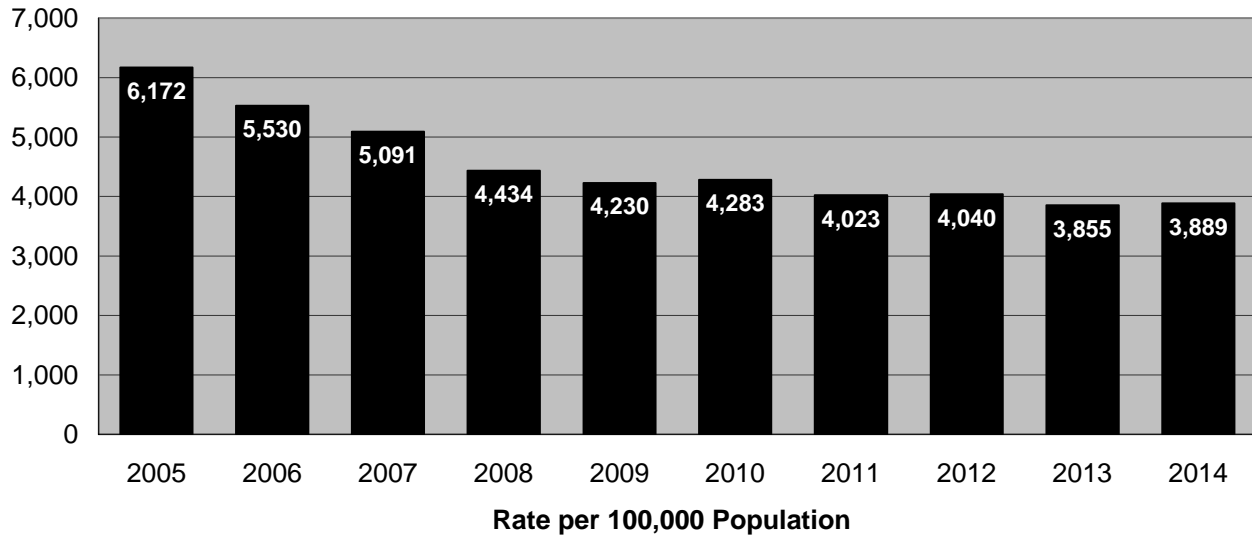
* On January 1, 2014, the State of Hawaii commenced the collection of rape data using a revised definition (see pages 2 and 11 for more details).

**The total number of rapes under the legacy definition in 2014 is not included in the Violent Crime Index, Total Index, and Total Index & Part II offenses. It is, however, already included in the rape count under the revised definition.

**Total Reported Index & Part II Offenses
Maui County, 2005-2014**



Total Index Crime Rate, Maui County, 2005-2014



Index Crimes - Murder, rape, robbery, aggravated assault, burglary, larceny-theft, motor vehicle theft, and arson. However, due to a different method of counting, arson is not included in the totals of reported Index Offenses and Index & Part II Offenses.

From 2013 to 2014:

- Reported Index Crimes increased 0.9% in rate.

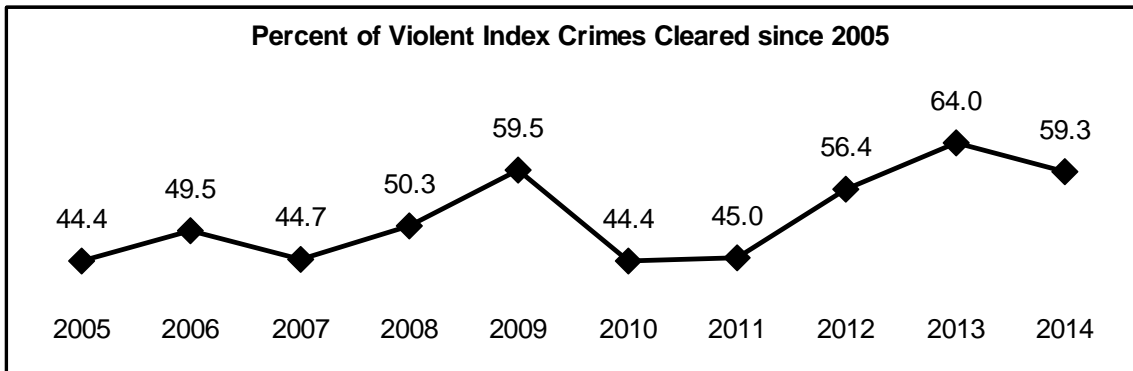
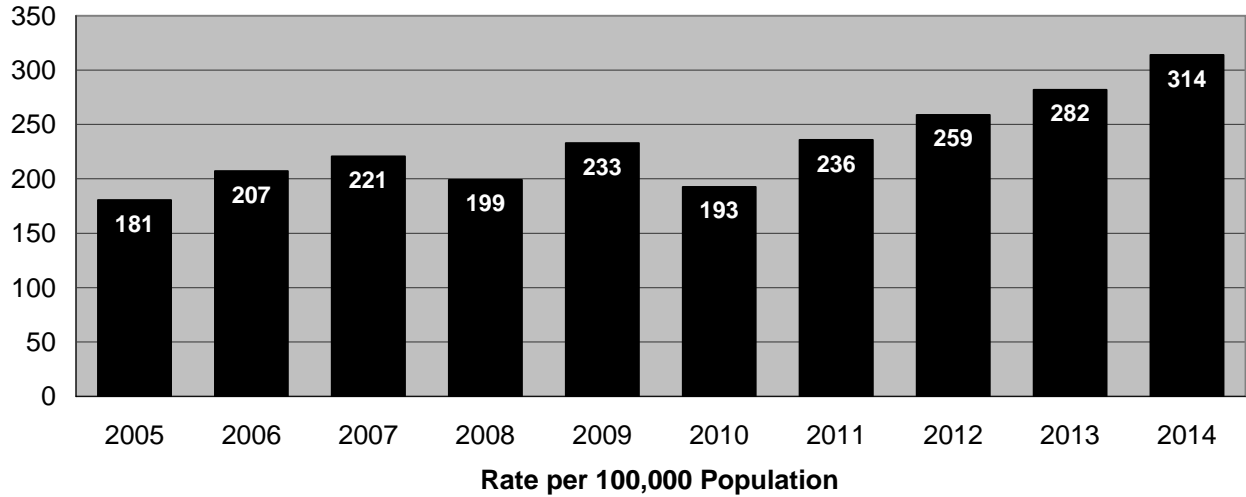
Comparing 2014 to 2005:

- The Index Crime rate decreased 37.0%.

In 2014, of the 6,309 Index Crimes reported:

- Property crimes accounted for 91.9% (5,800).
- Violent crimes accounted for 8.1% (509).

Violent Crime Rate, Maui County, 2005-2014



Violent Crimes - Murder, rape, robbery, and aggravated assault.

From 2013 to 2014:

- The rate of reported violent crimes increased 11.3%.

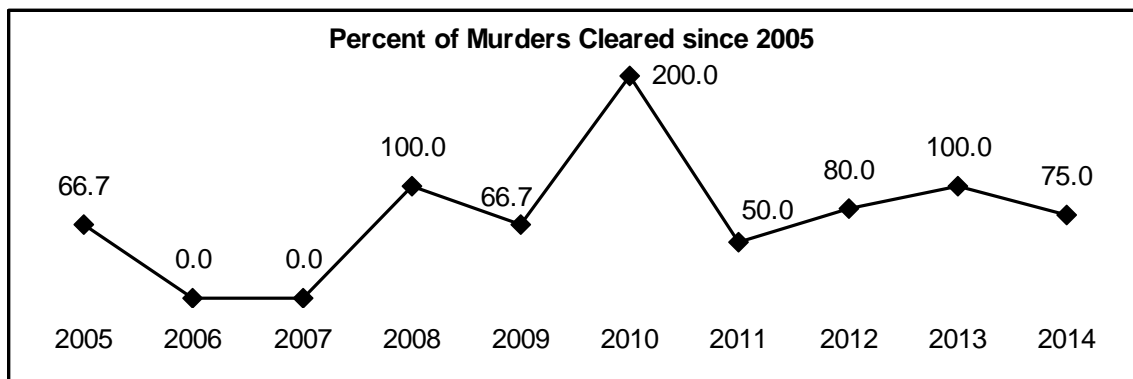
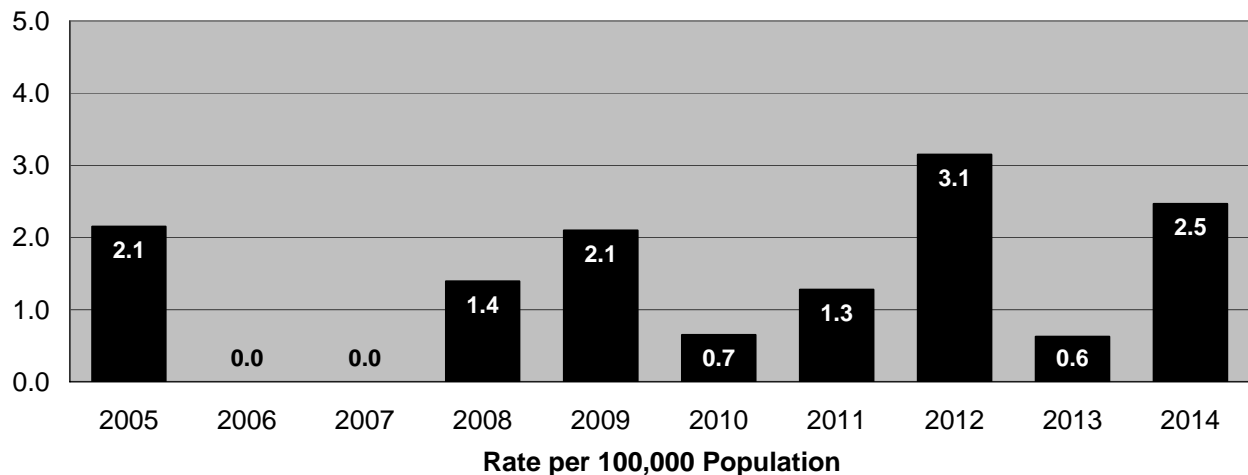
Comparing 2014 to 2005:

- The violent crime rate increased 73.8%.

In 2014, of the 509 violent crimes reported:

- Aggravated assault accounted for 66.0% (336).
- Rape accounted for 17.5% (89).
- Robbery accounted for 15.7% (80).
- Murder accounted for 0.8% (4).

Murder Rate, Maui County, 2005-2014



Murder - The willful killing of one human being by another.

From 2013 to 2014:

- The murder rate increased 293.6%, with 4 murders reported in 2014, as compared to 1 murder reported in 2013.

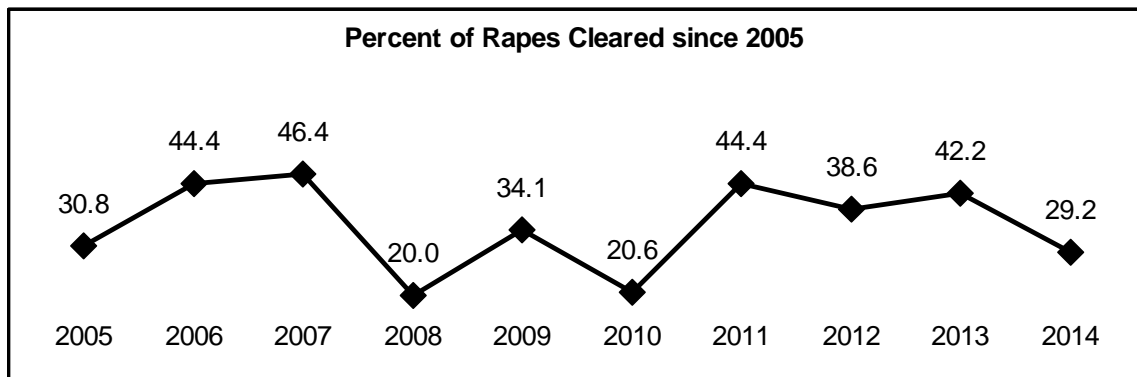
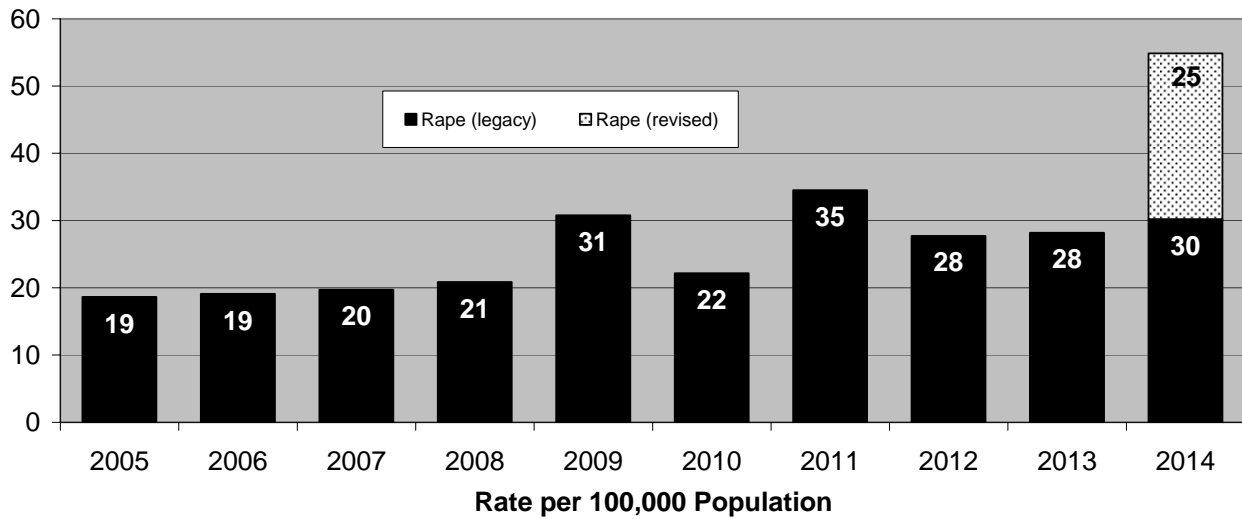
Comparing 2014 to 2005:

- The murder rate increased 14.7%, with 4 murders reported in 2014, versus 3 murders reported in 2005.

In 2014, of the 4 reported murders:

- Other or unknown weapons were involved in 50.0% (2).
- Firearms were involved in 25.0% (1).
- Personal weapons (hands, fists, feet, etc.) were involved in 25.0% (1).

Rape Rate, Maui County, 2005-2014



Rape (legacy)* - The carnal knowledge of a female forcibly and against her will. Assaults or attempts to commit rape by force or threat of force are included.

Rape (revised)* - Penetration, no matter how slight, of the vagina or anus with any body part or object, or oral penetration by a sex organ of another person, without the consent of the victim.

From 2013 to 2014:

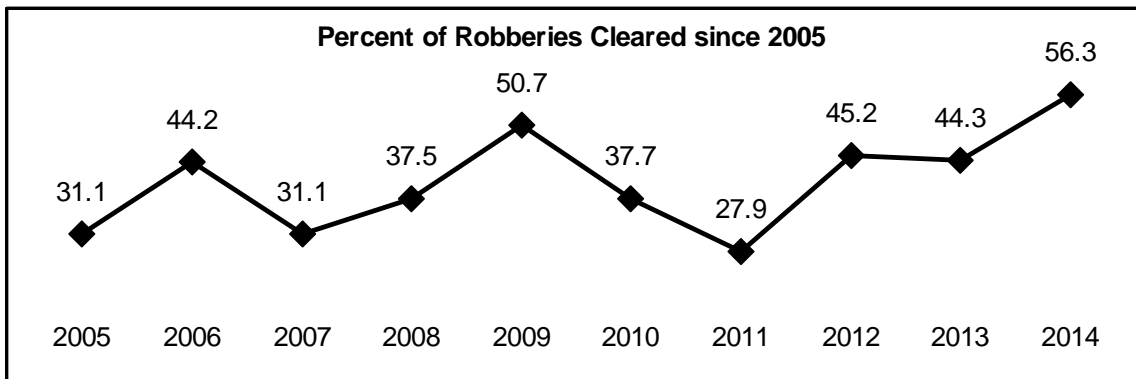
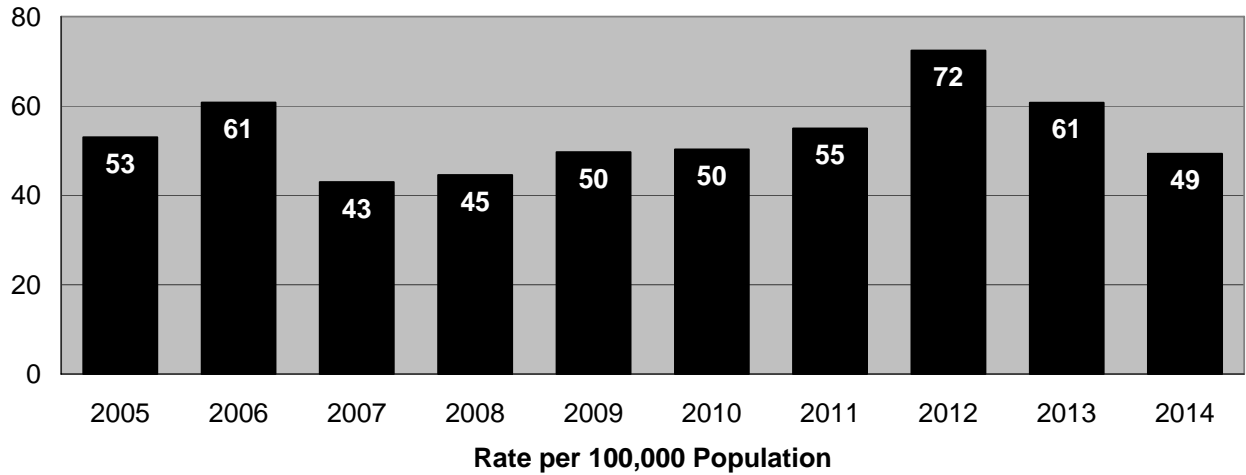
- Rapes increased by 94.6% in rate. There were 49 rapes reported under the legacy definition and 40 under the revised definition. Since rapes were only reported under the legacy definition in 2013, the rate increase under this definition was 7.2%.

Comparing 2014 to 2005:

- The rape rate based on the legacy definition increased 62.1%, with 26 rapes reported in 2005, versus 49 rapes reported in 2014.

**Note: On January 1, 2014, the State of Hawaii began collecting rape data under the revised definition. The State of Hawaii will continue to collect rape data under the old, or legacy, definition for the next 5 years so that comparative trends can be established. See pages 2 and 6 for more information.*

Robbery Rate, Maui County, 2005-2014



Robbery - The taking or attempting to take anything of value from the care, custody, or control of a person or persons by force or threat of force or violence and/or by putting the victim in fear.

From 2013 to 2014:

- The reported robbery rate decreased 18.8%.

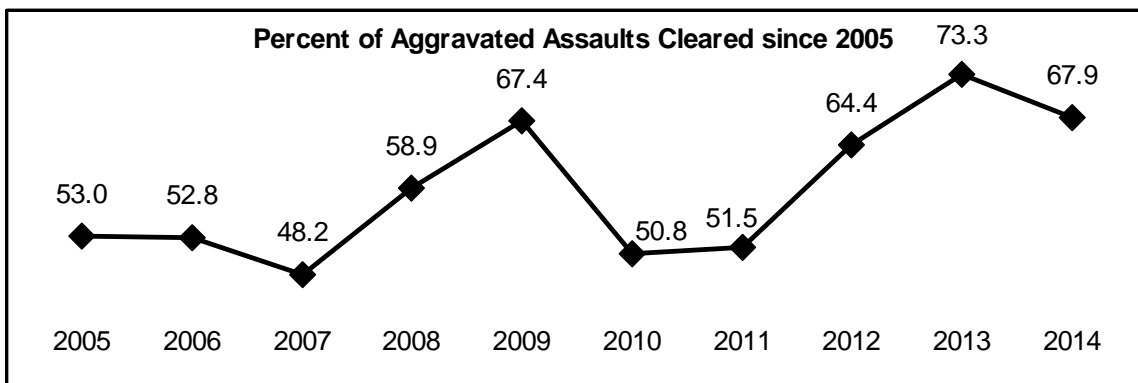
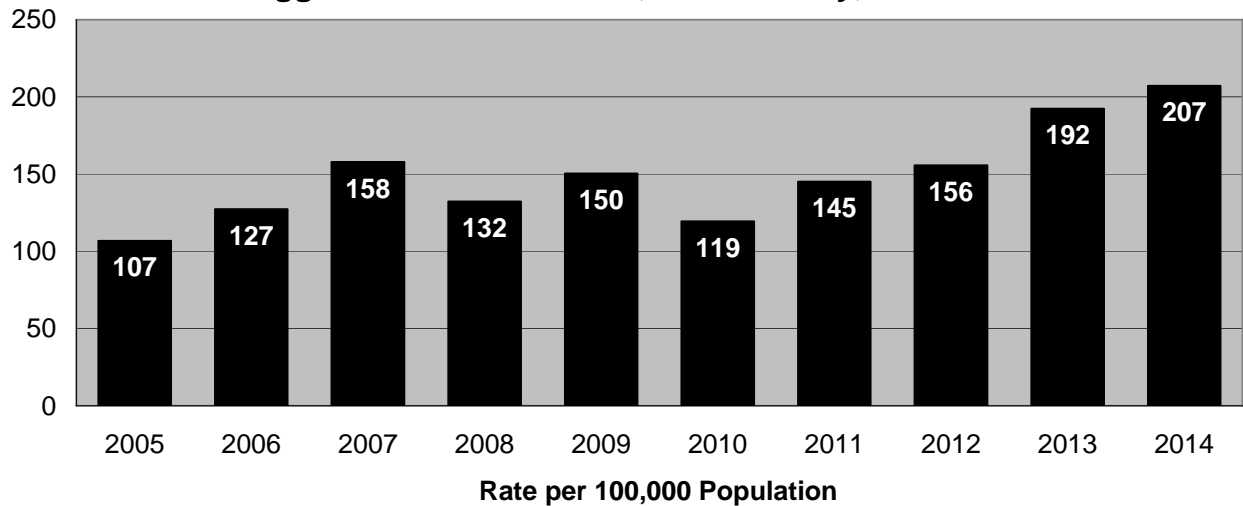
Comparing 2014 to 2005:

- The robbery rate decreased 7.0%.

In 2014, of the 80 robberies reported:

- Strongarm weapons (hands, fists, feet, etc.) accounted for 61.3% (49).
- Other dangerous instruments were involved in 20.0% (16).
- Firearms were involved in 10.0% (8).
- Knives or other cutting instruments were involved in 8.8% (7).

Aggravated Assault Rate, Maui County, 2005-2014



Aggravated Assault - The unlawful attack or attempted attack by one person upon another for the purpose of inflicting severe or aggravated bodily injury. This type of assault is usually accompanied by the use of a weapon or by means likely to produce death or great bodily harm.

From 2013 to 2014:

- Reported aggravated assaults increased 7.7% in rate.

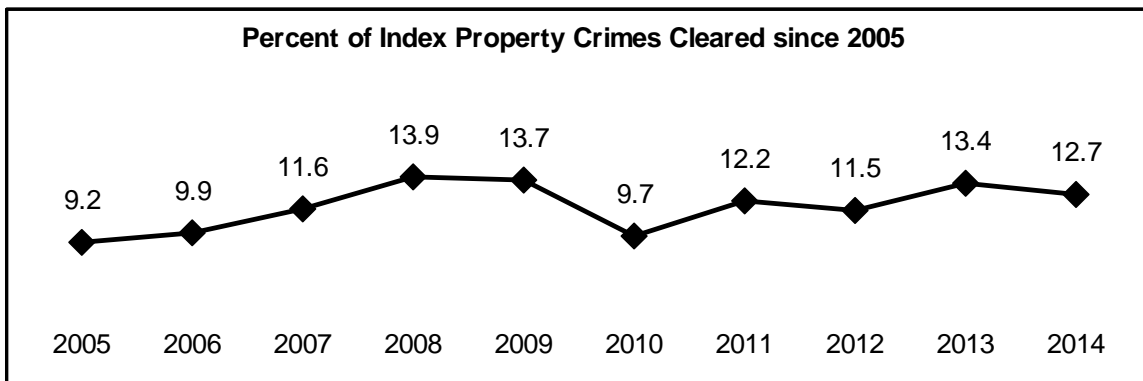
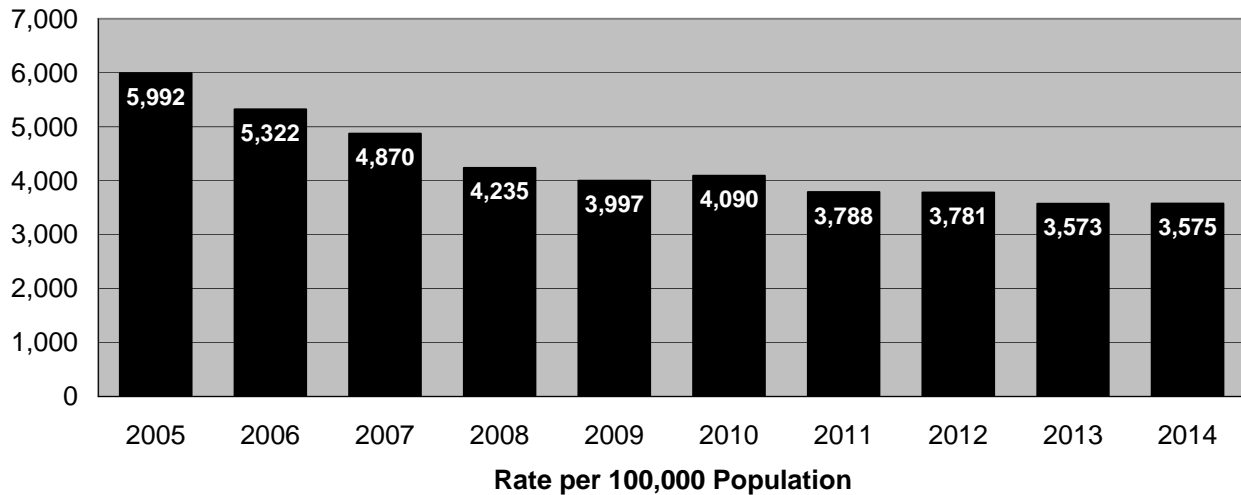
Comparing 2014 to 2005:

- The reported aggravated assault rate increased 94.0%.

In 2014, of the 336 aggravated assaults reported:

- Strongarm weapons (hands, fists, feet, etc.) were used in 48.2% (162).
- Other dangerous instruments were involved in 40.8% (137).
- Knives or other cutting instruments were involved in 10.7% (36).
- Firearms were involved in 0.3% (1).

Property Crime Rate, Maui County, 2005-2014



Property Crimes - Burglary, larceny-theft, and motor vehicle theft. Arson is also a property crime; however, due to a different method of counting, it is not included in the totals of property crimes, Index Crimes, and total Index & Part II Offenses.

From 2013 to 2014:

- Reported property crimes increased 0.1% in rate.

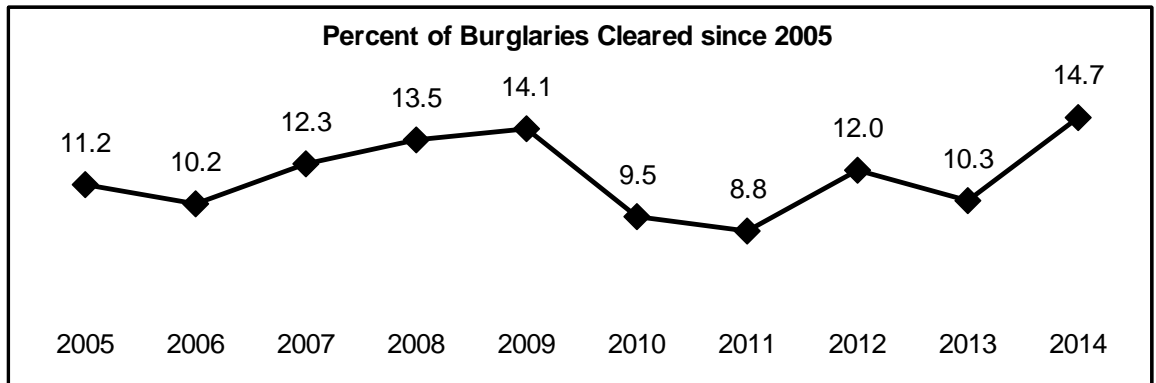
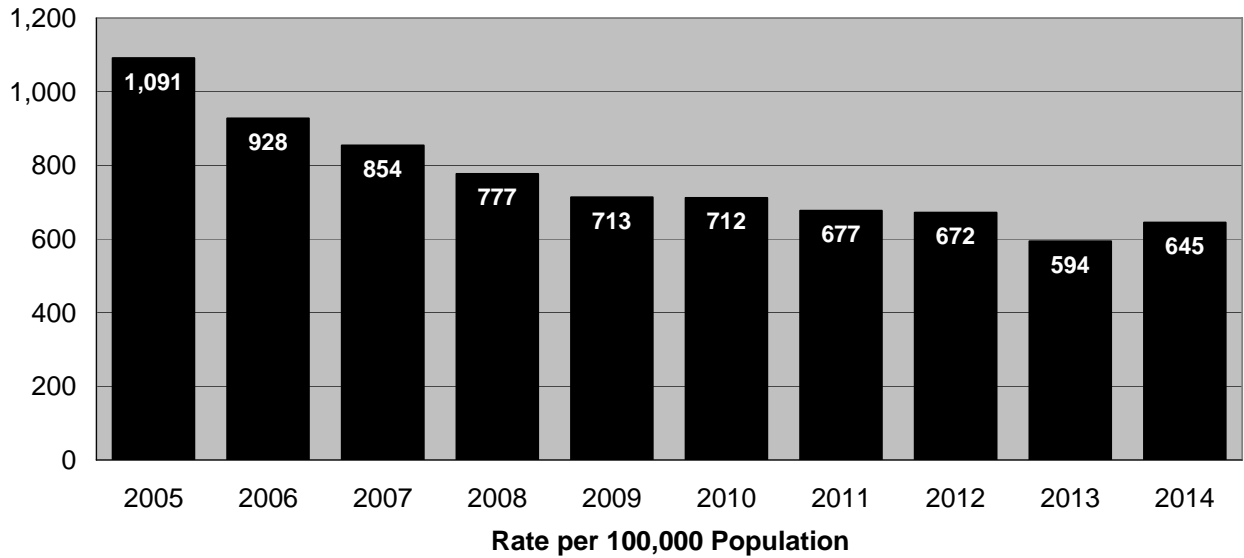
Comparing 2014 to 2005:

- The property crime rate decreased 40.3%.

In 2014, of the 5,800 property crimes reported:

- Larceny-theft accounted for 72.1% (4,184).
- Burglary accounted for 18.0% (1,046).
- Motor vehicle theft accounted for 9.8% (570).

Burglary Rate, Maui County, 2005-2014



Burglary - The unlawful entry of a structure to commit a felony or a theft. Attempted burglary is included.

From 2013 to 2014:

- The rate of reported burglaries increased 8.6%.

Comparing 2014 to 2005:

- The burglary rate decreased 40.9%.

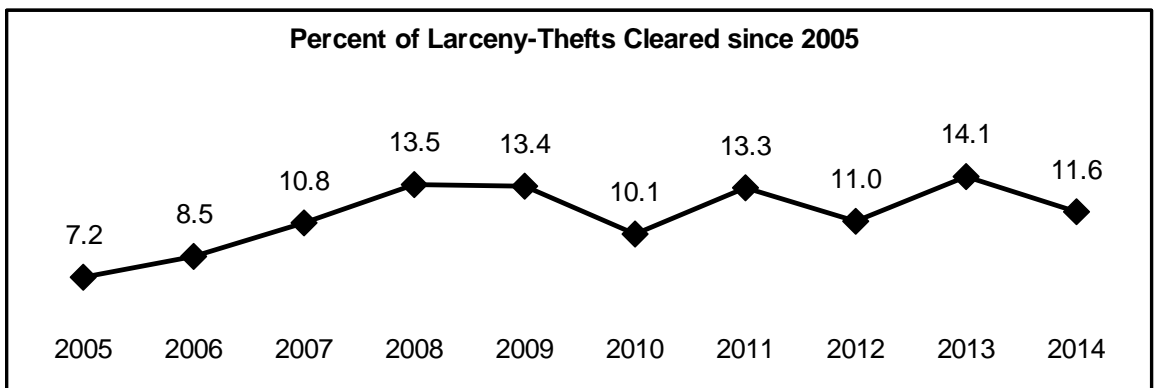
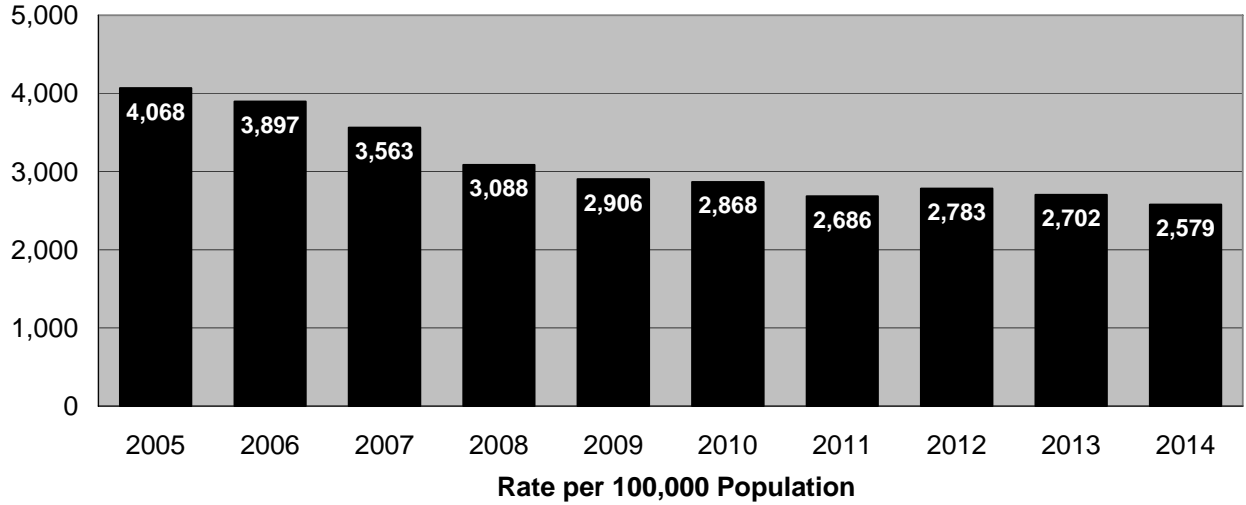
In 2014, of the 1,046 burglaries and attempted burglaries reported:

- Burglary accounted for 94.5% (988).
- Attempted burglary accounted for 5.5% (58).

In 2014, of the 988 burglaries that were reported:

- Structures entered without force accounted for 61.6% (609).
- Structures entered by force accounted for 38.4% (379).

Larceny-Theft Rate, Maui County, 2005-2014



Larceny-theft - The unlawful taking, carrying, leading, or riding away of property from the possession or constructive possession of another.

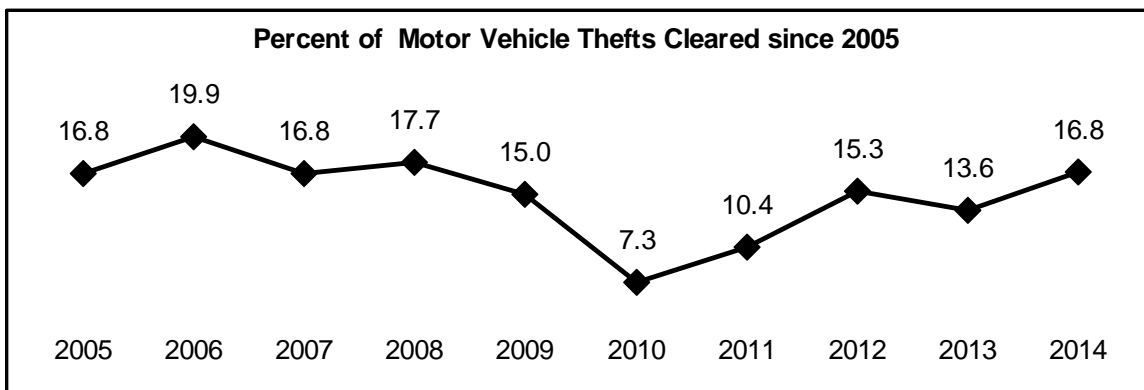
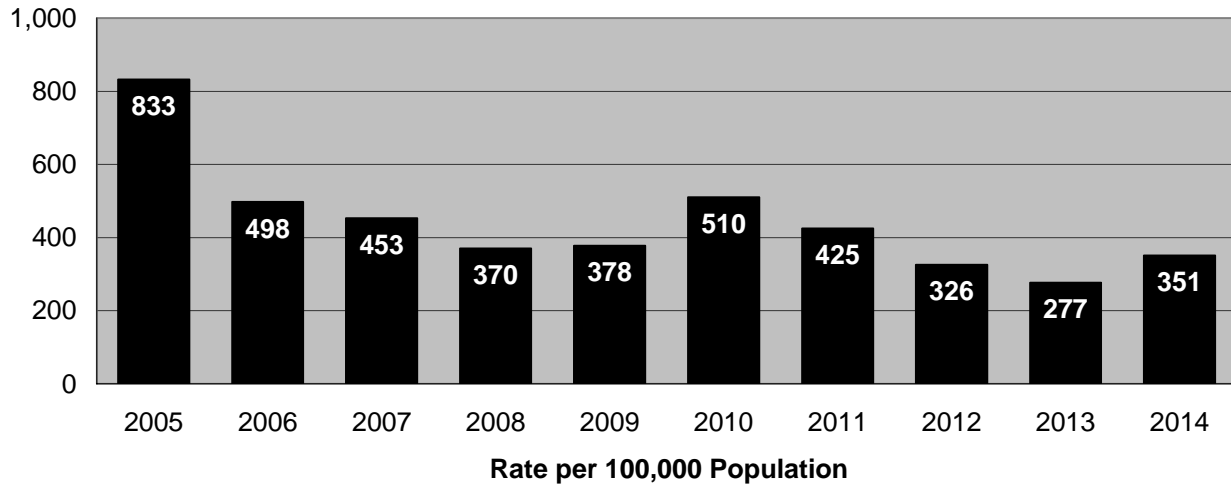
From 2013 to 2014:

- The rate of reported larceny-thefts decreased 4.6%.

Comparing 2014 to 2005:

- The larceny-theft rate decreased 36.6%.

Motor Vehicle Theft Rate, Maui County, 2005-2014



Motor Vehicle Theft - The theft or attempted theft of a motor vehicle.

From 2013 to 2014:

- Reported motor vehicle thefts increased 26.9% in rate.

Comparing 2014 to 2005:

- The motor vehicle theft rate decreased 57.8%.

In 2014, of the 570 motor vehicle thefts reported:

- Autos accounted for 35.1% (200).
- Other vehicles accounted for 33.2% (189). Included in this category are motorcycles, mopeds, and golf carts.
- Trucks and buses accounted for 31.8% (181). Included in this category are pickup trucks and vans.

Value of Property Stolen by Type of Offense
Maui County, 2014

OFFENSE	# OF OFFENSES	PROPERTY VALUE	% OF TOTAL
MURDER	4	\$ 500	0.0
RAPE	89	\$ 5,138	0.0
ROBBERY TOTAL	80	\$ 81,404	0.7
Highway	19	\$ 13,570	0.1
Commercial House	11	\$ 2,006	0.0
Service Station	1	\$ 632	0.0
Convenience Store	4	\$ 247	0.0
Residence	11	\$ 11,744	0.1
Bank	1	\$ 17,350	0.1
Miscellaneous	33	\$ 35,855	0.3
BURGLARY TOTAL	1,046	\$ 3,299,927	26.9
Residence - Night	114	\$ 207,899	1.7
Residence - Day	273	\$ 1,032,984	8.4
Residence - Unknown	309	\$ 967,545	7.9
Non-Residence - Night	64	\$ 207,983	1.7
Non-Residence - Day	68	\$ 128,377	1.0
Non-Residence - Unknown	218	\$ 755,139	6.2
LARCENY-THEFT TOTAL	4,184	\$ 5,390,466	44.0
Pocket Picking	7	\$ 1,444	0.0
Purse Snatching	4	\$ 20,027	0.2
Shoplifting	698	\$ 92,714	0.8
From Motor Vehicles	673	\$ 723,799	5.9
Motor Vehicle Parts	69	\$ 28,281	0.2
Bicycles	85	\$ 31,832	0.3
From Buildings	208	\$ 733,237	6.0
Coin Machines	3	\$ 2,202	0.0
All Others	2,437	\$ 3,756,930	30.6
MOTOR VEHICLE THEFT	570	\$ 3,485,089	28.4
GRAND TOTAL	5,973	\$ 12,262,524	100%

Note: Due to rounding, individual percentages may not resolve with subtotals and total.

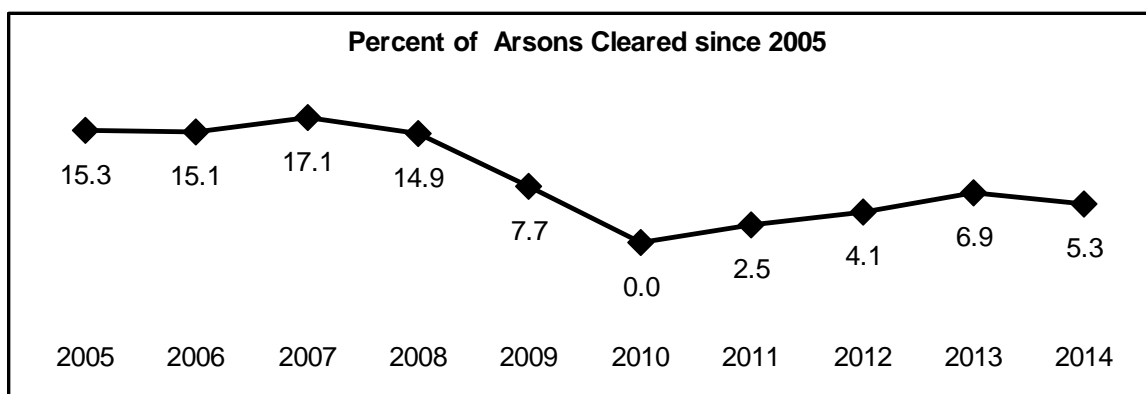
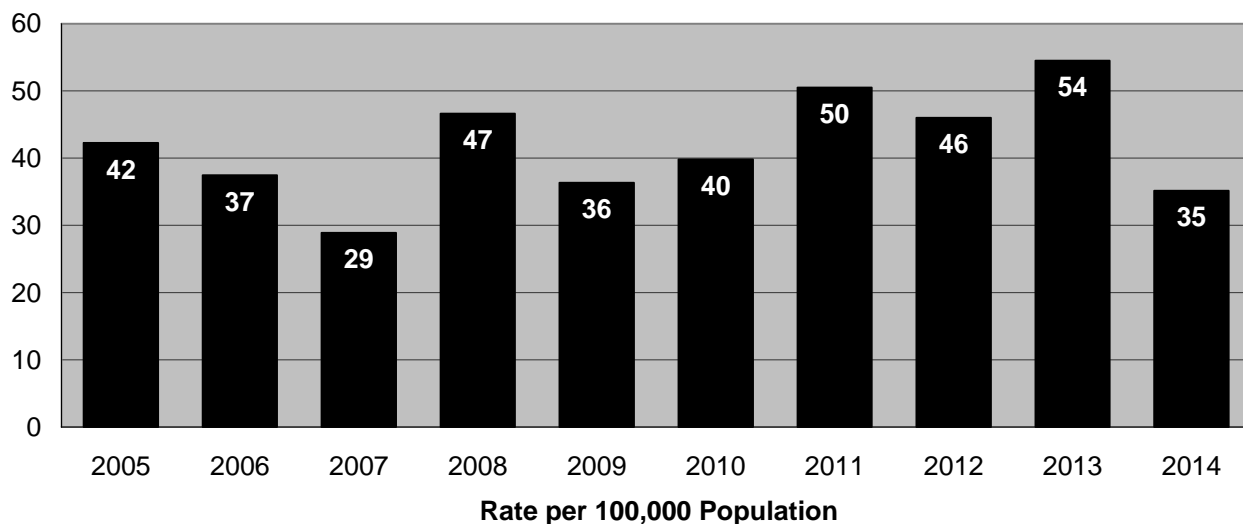
**Value of Property Stolen & Recovered
Maui County, 2014**

Property Type	Amount Stolen	Amount Recovered	% Recovered
Money - Notes	\$2,783,511	\$49,083	1.8
Jewels	\$2,073,785	\$99,895	4.8
Clothing - Furs	\$355,895	\$26,094	7.3
Motor Vehicles	\$3,944,175	\$2,903,238	73.6
Office Equipment	\$310,716	\$45,693	14.7
Televisions - Radios	\$454,689	\$39,733	8.7
Firearms	\$22,526	\$6,282	27.9
Household Goods	\$42,818	\$1,937	4.5
Consumable Goods	\$41,616	\$23,362	56.1
Livestock	\$18,125	\$100	0.6
Miscellaneous	\$2,214,668	\$377,621	17.1
TOTAL	\$12,262,524	\$3,573,038	29.1%

**Total Value of Property Stolen in Larceny-Thefts, by Value Lost per Offense
Maui County, 2014**

Value Lost per Offense	# of Offenses	Total Property Value	% of Lost Value
\$200 or Over	1,911	\$5,229,771	97.0
\$50 to \$200	1,207	\$142,759	2.6
Under \$50	1,066	\$17,936	0.3
Total	4,184	\$5,390,466	

Arson Rate, Maui County, 2005-2014



Arson - Any willful or malicious burning or attempt to burn, with or without intent to defraud, a dwelling, house, public building, motor vehicle or aircraft, personal property of another, etc.

From 2013 to 2014:

- The reported arson rate decreased 35.5%.

Comparing 2014 to 2005:

- The arson rate decreased 16.9%.

**Value of Property Destroyed by Arson
Maui County, 2014**

Property Type	# of Offenses (% of Total)	Property Value (% of Total)
Structure Total	11 (19.3)	\$526,210 (70.7)
Single Occupancy Residential	1 (1.8)	\$60,000 (8.1)
Other Residential	3 (5.3)	\$145,100 (19.5)
Storage	1 (1.8)	\$60,000 (8.1)
Industrial / Manufacturing	1 (1.8)	\$210,000 (28.2)
Other Commercial	1 (1.8)	\$50,000 (6.7)
Community / Public	2 (3.5)	\$460 (0.1)
All Other Structures	2 (3.5)	\$650 (0.1)
Mobile Total	20 (35.1)	\$143,250 (19.3)
Motor Vehicles	17 (29.8)	\$131,950 (17.7)
Other Mobile Property	3 (5.3)	\$11,300 (1.5)
Other	26 (45.6)	\$74,486 (10.0)
TOTAL	57 100%	\$743,946 100%

Note: Due to rounding, individual percentages may not resolve with subtotals and total.

ARREST STATISTICS

Arrest data, including the age, sex, and race/ethnicity of the arrestees, are reported by county law enforcement agencies for all violations except most traffic offenses¹. The UCR Program requires that an arrest be counted on each separate occasion a person is taken into custody, notified, or cited. As such, arrest figures do not measure the number of individual people arrested, since one person may be arrested several times during the year, for the same or different types of offenses.

Only the most serious offense is recorded for each arrest. The offenses are divided into two categories: Index Offenses, including murder, forcible rape, robbery, aggravated assault, burglary, larceny-theft, motor vehicle theft, and arson; and Part II Offenses, comprised of all other offenses, including manslaughter by negligence². Definitions of Index Offenses and Part II Offenses are included in Appendices A and B, respectively.

In 2013, the FBI split its “Asian or Pacific Islander” race category into two separate groups: “Asian” and “Native Hawaiian or Other Pacific Islander”. Categories typically employed by the FBI and elsewhere in the nation are restrictive to the following: White, Black, American Indian or Alaskan Native, Asian, and Native Hawaiian or Other Pacific Islander. In this report, race and ethnicity data are presented using additional categories relevant to Hawaii: White, Black, American Indian or Alaskan Native, Chinese, Japanese, Filipino, Hawaiian, Korean, Samoan, Other Asian, and Other Pacific Islander.

The status offenses of truancy and ungovernability are included in the Part II arrest category of “All Other Offenses” for juveniles. The role that these status offenses play in any examination of juvenile arrest trends should be seriously considered. For example, in 2007, there were 5,214 arrests statewide for the specified status offenses, accounting for 46.4% of juvenile arrests for Part II Offenses, and 38.8% of all juvenile arrests. Thus, status offense arrests weigh heavily into the calculation of juvenile arrest totals and trends, and any adult-to-juvenile comparison based on traditional Part II totals will be biased in favor of adults.

A new table, showcasing the police dispositions of juveniles who came into contact with law enforcement, was added to the *Crime in Hawaii, 2014* report. The categories for police dispositions of juveniles are: 1. handled within Department and released (warning, released to parents, etc.); 2. Referred to juvenile court or probation; 3. Referred to a welfare agency; 4. Referred to other police agency; and 5. Referred to criminal or adult court.

¹ Contrary to the UCR rule in which reported offenses of negligent manslaughter are tallied for non-traffic cases only, arrest totals for this offense include both traffic and non-traffic cases.

² The division of crime categories is sometimes still made between Part I, an older term that encompassed Index Offenses plus manslaughter by negligence, and Part II, which includes all other offenses. The sections herein on reported offenses (pages 5-22) and arrests (pages 23-36) include manslaughter by negligence with the Part II Offenses for two reasons: 1) the current emphasis of the UCR Program, and this report, is on Index Offenses (which exclude manslaughter by negligence) rather than Part I Offenses; and 2) the FBI’s national report, *Crime in the United States*, groups arrest data by Index Offenses and all other offenses — arrests for manslaughter by negligence are excluded.

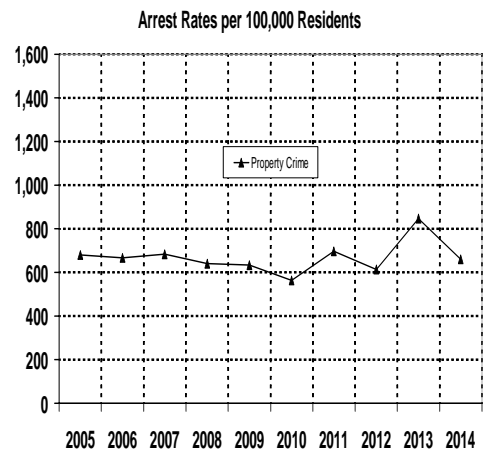
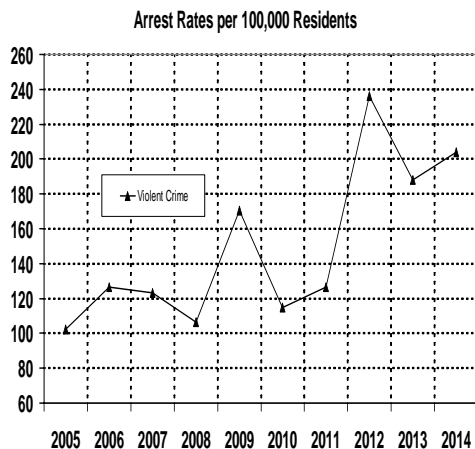
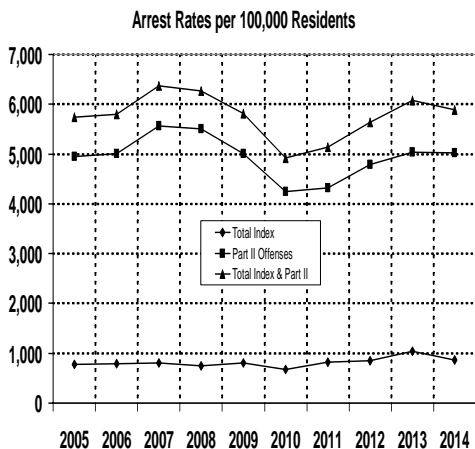
An important note about rape data for arrests

In 2013, in addition to removing the word “forcible”, the FBI also approved revisions to the UCR Program’s definition of rape (see page 2 for more information). The State of Hawaii began collecting data per the revised definition of rape in 2014. However, a distinction between rape cases collected under the revised and the legacy definition is only noted for the offense data. The rape category for arrest data accounts for all rape arrests regardless of which definition is applied.

Total Arrests Maui County, 2005-2014

	2005	2006	2007	2008	2009	2010	2011	2012	2013	2014
Total Index	1,092	1,122	1,146	1,075	1,148	1,039	1,290	1,236	1,650	1,403
Violent Crime Index	143	179	175	153	244	176	198	264	300	331
Murder	2	1	0	1	1	3	1	4	1	3
Rape	9	14	13	5	16	21	26	18	19	24
Robbery	51	51	29	30	54	35	33	76	57	63
Aggravated Assault	81	113	133	117	173	117	138	166	223	241
Property Crime Index	949	943	971	922	904	863	1,092	972	1,350	1,072
Burglary	206	175	195	194	190	159	170	163	225	215
Larceny-Theft	467	549	602	599	613	613	803	699	972	723
Motor Vehicle Theft	264	200	164	116	96	88	112	106	144	130
Arson	12	19	10	13	5	3	7	4	9	4

	2005	2006	2007	2008	2009	2010	2011	2012	2013	2014
Part II Offenses	6,913	7,077	7,894	7,922	7,165	6,511	6,760	7,709	8,047	8,144
Total Index & Part II	8,005	8,199	9,040	8,997	8,313	7,550	8,050	8,945	9,697	9,547



Adult Arrests for Index Offenses, Maui County, 2005-2014

		2005	2006	2007	2008	2009	2010	2011	2012	2013	2014
Total Index		880	790	836	755	869	862	1,123	1,076	1,508	1,269
Violent Crime	Total Violent	118	153	141	127	200	162	187	227	275	309
	Murder	2	1	0	1	1	3	1	4	1	3
	Rape	9	14	13	5	16	21	26	17	14	23
	Robbery	41	37	15	26	35	35	28	52	50	55
	Aggravated Assault	66	101	113	95	148	103	132	154	210	228
Property Crime	Total Property	762	637	695	628	669	700	936	849	1,233	960
	Burglary	175	119	127	125	161	129	147	146	207	197
	Larceny-Theft	372	381	457	424	427	490	680	605	889	645
	Motor Vehicle Theft	208	123	101	75	77	78	104	94	131	117
	Arson	7	14	10	4	4	3	5	4	6	1

Juvenile Arrests for Index Offenses, Maui County, 2005-2014

		2005	2006	2007	2008	2009	2010	2011	2012	2013	2014
Total Index		212	332	310	320	279	177	167	160	142	134
Violent Crime	Total Violent	25	26	34	26	44	14	11	37	25	22
	Murder	0	0	0	0	0	0	0	0	0	0
	Rape	0	0	0	0	0	0	0	1	5	1
	Robbery	10	14	14	4	19	0	5	24	7	8
	Aggravated Assault	15	12	20	22	25	14	6	12	13	13
Property Crime	Total Property	187	306	276	294	235	163	156	123	117	112
	Burglary	31	56	68	69	29	30	23	17	18	18
	Larceny-Theft	95	168	145	175	186	123	123	94	83	78
	Motor Vehicle Theft	56	77	63	41	19	10	8	12	13	13
	Arson	5	5	0	9	1	0	2	0	3	3

Age and Sex of Adults Arrested for Index Offenses

Maui County, 2014

Offense	Sex	18-24	25-29	30-34	35-39	40-44	45-49	50-54	55+	Total	Row %
Murder	M	2	0	0	1	0	0	0	0	3	100.0%
	F	0	0	0	0	0	0	0	0	0	0.0%
Rape	M	7	1	1	5	0	2	1	6	23	100.0%
	F	0	0	0	0	0	0	0	0	0	0.0%
Robbery	M	13	11	5	4	4	4	1	0	42	76.4%
	F	6	1	4	0	1	1	0	0	13	23.6%
Aggravated Assault	M	35	45	25	13	22	18	13	17	188	82.5%
	F	7	11	2	4	7	4	3	2	40	17.5%
Burglary	M	53	35	26	8	12	15	6	3	158	80.2%
	F	10	11	8	5	1	1	1	2	39	19.8%
Larceny-Theft	M	122	62	57	53	40	43	23	21	421	65.3%
	F	43	49	36	40	20	11	13	12	224	34.7%
Motor Vehicle Theft	M	29	19	13	17	5	8	4	3	98	83.8%
	F	7	6	0	1	4	0	1	0	19	16.2%
Arson	M	0	0	0	0	0	1	0	0	1	100.0%
	F	0	0	0	0	0	0	0	0	0	0.0%
Total	M	261	173	127	101	83	91	48	50	934	73.6%
	F	73	78	50	50	33	17	18	16	335	26.4%
Column Percent	M	78.1%	68.9%	71.8%	66.9%	71.6%	84.3%	72.7%	75.8%	73.6%	
	F	21.9%	31.1%	28.2%	33.1%	28.4%	15.7%	27.3%	24.2%	26.4%	

**Race/Ethnicity of Adults Arrested for Index Offenses
Maui County, 2014**

Offense / Row %	White	Black	Indian	Chinese	Japanese	Filipino	Korean	Other Asian	Hawaiian	Samoan	Other Pacific Islander	Total
Murder	1 33.3%	0 0.0%	0 0.0%	0 0.0%	0 0.0%	0 0.0%	0 0.0%	0 0.0%	1 33.3%	0 0.0%	1 33.3%	3 100.0%
Rape	6 26.1%	1 4.3%	0 0.0%	1 4.3%	0 0.0%	3 13.0%	0 0.0%	0 0.0%	7 30.4%	0 0.0%	5 21.7%	23 100.0%
Robbery	29 52.7%	1 1.8%	0 0.0%	0 0.0%	2 3.6%	4 7.3%	0 0.0%	0 0.0%	18 32.7%	0 0.0%	1 1.8%	55 100.0%
Aggravated Assault	82 36.0%	12 5.3%	0 0.0%	1 0.4%	6 2.6%	29 12.7%	0 0.0%	1 0.4%	69 30.3%	2 0.9%	26 11.4%	228 100.0%
Burglary	80 40.6%	2 1.0%	0 0.0%	1 0.5%	2 1.0%	18 9.1%	0 0.0%	2 1.0%	69 35.0%	2 1.0%	21 10.7%	197 100.0%
Larceny-Theft	259 40.2%	11 1.7%	1 0.2%	7 1.1%	22 3.4%	83 12.9%	4 0.6%	5 0.8%	196 30.4%	3 0.5%	54 8.4%	645 100.0%
Motor Vehicle Theft	31 26.5%	2 1.7%	0 0.0%	0 0.0%	6 5.1%	11 9.4%	0 0.0%	1 0.9%	53 45.3%	0 0.0%	13 11.1%	117 100.0%
Arson	0 0.0%	0 0.0%	0 0.0%	0 0.0%	0 0.0%	0 0.0%	0 0.0%	0 0.0%	1 100.0%	0 0.0%	0 0.0%	1 100.0%
Total	488	29	1	10	38	148	4	9	414	7	121	1,269
Column Percent	38.5%	2.3%	0.1%	0.8%	3.0%	11.7%	0.3%	0.7%	32.6%	0.6%	9.5%	100.0%

Age and Sex of Juveniles Arrested for Index Offenses

Maui County, 2014

Offense	Sex	0-9	10-12	13-14	15	16	17	Total	Row %
Murder	M	0	0	0	0	0	0	0	0.0%
	F	0	0	0	0	0	0	0	0.0%
Rape	M	0	0	1	0	0	0	1	100.0%
	F	0	0	0	0	0	0	0	0.0%
Robbery	M	0	0	2	2	2	2	8	100.0%
	F	0	0	0	0	0	0	0	0.0%
Aggravated Assault	M	0	1	1	2	2	5	11	84.6%
	F	1	0	1	0	0	0	2	15.4%
Burglary	M	0	4	6	0	2	5	17	94.4%
	F	0	0	0	1	0	0	1	5.6%
Larceny-Theft	M	0	5	23	10	10	7	55	70.5%
	F	0	2	4	4	8	5	23	29.5%
Motor Vehicle Theft	M	0	1	3	3	1	1	9	69.2%
	F	0	1	1	0	1	1	4	30.8%
Arson	M	1	0	0	0	0	2	3	100.0%
	F	0	0	0	0	0	0	0	0.0%
Total	M	1	11	36	17	17	22	104	77.6%
	F	1	3	6	5	9	6	30	22.4%
Column Percent	M	50.0%	78.6%	85.7%	77.3%	65.4%	78.6%	77.6%	
	F	50.0%	21.4%	14.3%	22.7%	34.6%	21.4%	22.4%	

Race/Ethnicity of Juveniles Arrested for Index Offenses

Maui County, 2014

Offense / Row %	White	Black	Indian	Chinese	Japanese	Filipino	Korean	Other Asian	Hawaiian	Samoan	Other Pacific Islander	Total
Murder	0 0.0%	0 0.0%	0 0.0%	0 0.0%	0 0.0%	0 0.0%	0 0.0%	0 0.0%	0 0.0%	0 0.0%	0 0.0%	0 0.0%
Rape	0 0.0%	0 0.0%	0 0.0%	0 0.0%	0 0.0%	0 0.0%	0 0.0%	0 0.0%	1 100.0%	0 0.0%	0 0.0%	1 100.0%
Robbery	1 12.5%	0 0.0%	0 0.0%	0 0.0%	0 0.0%	4 50.0%	0 0.0%	0 0.0%	2 25.0%	0 0.0%	1 12.5%	8 100.0%
Aggravated Assault	4 30.8%	0 0.0%	0 0.0%	0 0.0%	0 0.0%	2 15.4%	0 0.0%	0 0.0%	5 38.5%	0 0.0%	2 15.4%	13 100.0%
Burglary	6 33.3%	0 0.0%	0 0.0%	1 5.6%	1 5.6%	1 5.6%	0 0.0%	0 0.0%	6 33.3%	0 0.0%	3 16.7%	18 100.0%
Larceny-Theft	19 24.4%	0 0.0%	0 0.0%	0 0.0%	5 6.4%	8 10.3%	0 0.0%	1 1.3%	29 37.2%	2 2.6%	14 17.9%	78 100.0%
Motor Vehicle Theft	2 15.4%	0 0.0%	0 0.0%	0 0.0%	2 15.4%	2 15.4%	0 0.0%	0 0.0%	4 30.8%	0 0.0%	3 23.1%	13 100.0%
Arson	0 0.0%	0 0.0%	0 0.0%	0 0.0%	0 0.0%	1 33.3%	0 0.0%	0 0.0%	2 66.7%	0 0.0%	0 0.0%	3 100.0%
Total	32	0	0	1	8	18	0	1	49	2	23	134
Column Percent	23.9%	0.0%	0.0%	0.7%	6.0%	13.4%	0.0%	0.7%	36.6%	1.5%	17.2%	100.0%

Adult Part II Arrests by Offense, Maui County, 2005-2014

Type	Specific Offense	2005	2006	2007	2008	2009	2010	2011	2012	2013	2014
Violent	Negligent Manslaughter	0	0	0	0	0	0	0	0	0	0
	Other Assault	487	453	441	467	464	484	489	490	532	598
	Sex Offenses	23	37	38	23	35	36	31	32	35	20
Property-Related	Forgery	74	90	96	68	54	36	17	18	10	12
	Fraud	79	68	71	54	49	19	12	6	4	11
	Embezzlement	23	25	31	57	25	32	0	0	0	0
	Stolen Property	3	4	5	8	22	8	0	0	0	0
	Vandalism	40	47	42	34	47	50	47	54	70	67
Drug Manufacturing/Sale	Opium or Cocaine	4	9	10	3	2	3	2	9	12	14
	Marijuana	16	41	18	44	30	32	17	41	42	30
	Synthetic Narcotic	4	0	7	27	50	22	0	0	0	0
	Nonnarcotic	35	26	32	2	0	24	59	55	102	110
Drug Possession	Opium or Cocaine	27	24	34	25	35	51	109	134	194	176
	Marijuana	116	149	168	183	247	275	245	306	314	319
	Synthetic Narcotic	2	3	59	204	221	108	1	0	0	2
	Nonnarcotic	299	250	200	8	15	68	153	216	266	318
Gambling	Bookmaking	0	0	0	0	0	21	11	32	31	13
	Numbers & Lottery	0	0	0	0	0	0	0	0	0	0
	Other	84	153	57	107	41	29	53	2	38	40
Alcohol-Related	DUI	749	762	921	880	698	727	831	874	990	800
	Liquor Laws	69	148	211	193	152	142	98	97	105	64
	Disorderly Conduct	212	262	276	248	246	172	131	119	128	148
Other	Offenses Agst. Family/Children	30	9	14	15	20	6	6	5	12	8
	Prostitution	2	2	9	3	1	27	13	15	6	20
	Suspicion	0	0	0	0	0	0	0	0	0	0
	Vagrancy	0	0	0	0	0	0	0	0	0	0
	Weapons	59	53	42	34	76	50	64	98	106	84
	All Other Criminal Offenses	3,930	3,824	4,085	3,978	3,601	3,215	3,824	4,533	4,311	4,752
Total Part II Offenses		6,367	6,439	6,867	6,665	6,131	5,637	6,213	7,136	7,308	7,606
Total Index & Part II Offenses		7,247	7,229	7,703	7,420	7,000	6,499	7,336	8,212	8,816	8,875

Juvenile Part II Arrests by Offense, Maui County, 2005-2014

Type	Specific Offense	2005	2006	2007	2008	2009	2010	2011	2012	2013	2014
Violent	Negligent Manslaughter	0	0	0	0	0	0	0	0	0	0
	Other Assault	47	46	46	62	55	24	17	15	37	42
	Sex Offenses	3	1	8	3	2	2	1	0	5	0
Property-Related	Forgery	3	1	5	1	1	2	0	0	0	0
	Fraud	1	1	5	5	4	1	0	0	1	0
	Embezzlement	0	3	1	1	0	0	0	0	0	0
	Stolen Property	0	2	1	0	0	0	0	0	0	0
	Vandalism	7	17	21	24	18	3	6	2	10	5
Drug Manufacturing/Sale	Opium or Cocaine	0	0	0	1	0	0	0	0	1	0
	Marijuana	9	4	0	5	4	14	1	2	3	1
	Synthetic Narcotic	0	0	0	2	0	0	0	0	0	0
	Nonnarcotic	3	2	1	0	0	0	0	0	0	0
Drug Possession	Opium or Cocaine	0	0	0	0	5	2	1	1	29	20
	Marijuana	62	86	148	172	139	118	66	125	123	127
	Synthetic Narcotic	0	0	2	5	2	7	3	1	0	0
	Nonnarcotic	6	4	3	6	1	0	0	2	1	5
Gambling	Bookmaking	0	0	0	0	0	0	0	0	0	0
	Numbers & Lottery	0	0	0	0	0	0	0	0	0	0
	Other	0	0	0	0	0	0	0	0	0	0
Alcohol-Related	DUI	17	18	24	19	13	16	2	4	8	10
	Liquor Laws	34	104	116	122	101	85	34	52	28	42
	Disorderly Conduct	26	31	28	37	37	13	15	3	11	6
Other	Offenses Agst. Family/Children	5	0	0	9	10	3	0	1	0	0
	Prostitution	0	0	0	0	0	0	0	0	0	0
	Suspicion	0	0	0	0	0	0	0	0	0	0
	Vagrancy	6	0	0	0	0	0	0	0	0	0
	Weapons	4	3	8	3	3	8	4	10	6	5
	All Other Offenses	114	120	354	461	323	357	262	170	147	72
Status	Curfew	87	82	76	114	64	92	27	68	188	119
	Runaway	112	113	180	205	252	127	108	117	141	84
Total Part II Offenses		546	638	1,027	1,257	1,034	874	547	573	739	538
Total Index & Part II Offenses		758	970	1,337	1,577	1,313	1,051	714	733	881	672

Age and Sex of Adults Arrested for Part II Offenses Maui County, 2014

Type	Offense	Sex	18-24	25-29	30-34	35-39	40-44	45-49	50-54	55+	Total	Row %
Violent	Negligent Manslaughter	M	0	0	0	0	0	0	0	0	0	0.0%
		F	0	0	0	0	0	0	0	0	0	0.0%
	Other Assault	M	65	72	77	54	53	51	33	47	452	75.6%
		F	22	31	26	20	15	11	10	11	146	24.4%
Sex Offenses		M	0	1	1	1	6	2	2	5	18	90.0%
		F	0	0	0	0	0	0	2	0	2	10.0%
Property-Related	Forgery	M	3	1	1	0	1	0	0	1	7	58.3%
		F	1	0	1	1	2	0	0	0	5	41.7%
	Fraud	M	0	2	1	0	2	2	1	1	9	81.8%
		F	0	0	0	2	0	0	0	0	2	18.2%
	Embezzlement	M	0	0	0	0	0	0	0	0	0	0.0%
		F	0	0	0	0	0	0	0	0	0	0.0%
	Stolen Property	M	0	0	0	0	0	0	0	0	0	0.0%
		F	0	0	0	0	0	0	0	0	0	0.0%
	Vandalism	M	8	9	17	4	1	10	6	3	58	86.6%
		F	2	0	1	4	0	1	1	0	9	13.4%
Drug Manufacturing/Sale	Opium or Cocaine	M	1	5	2	0	4	0	0	0	12	85.7%
		F	0	0	1	0	1	0	0	0	2	14.3%
	Marijuana	M	7	6	4	2	2	0	0	3	24	80.0%
		F	2	1	0	1	1	1	0	0	6	20.0%
	Synthetic Narcotic	M	0	0	0	0	0	0	0	0	0	0.0%
		F	0	0	0	0	0	0	0	0	0	0.0%
	Nonnarcotic	M	5	9	13	16	10	8	10	7	78	70.9%
		F	4	9	6	3	3	5	1	1	32	29.1%
Drug Possession	Opium or Cocaine	M	27	17	21	26	14	8	11	8	132	75.0%
		F	4	7	8	8	3	7	3	4	44	25.0%
	Marijuana	M	70	44	37	23	21	20	21	17	253	79.3%
		F	12	11	10	13	7	7	3	3	66	20.7%
	Synthetic Narcotic	M	1	0	0	0	0	0	0	0	1	50.0%
		F	0	0	0	0	0	0	0	1	1	50.0%
	Nonnarcotic	M	33	42	34	41	35	22	25	24	256	80.5%
		F	15	11	11	8	8	5	0	4	62	19.5%
Gambling	Bookmaking	M	0	2	1	2	4	1	0	1	11	84.6%
		F	0	1	0	0	0	0	0	1	2	15.4%
	Numbers & Lottery	M	0	0	0	0	0	0	0	0	0	0.0%
		F	0	0	0	0	0	0	0	0	0	0.0%
	Other	M	9	13	1	4	2	4	5	2	40	100.0%
		F	0	0	0	0	0	0	0	0	0	0.0%
Alcohol-Related	DUI	M	115	96	111	75	49	58	38	75	617	77.1%
		F	33	31	32	17	14	18	19	19	183	22.9%
	Liquor Laws	M	22	2	3	4	4	5	4	5	49	76.6%
		F	8	1	1	2	0	0	1	2	15	23.4%
Disorderly Conduct		M	17	19	21	18	13	9	8	11	116	78.4%
		F	9	7	1	2	2	5	3	3	32	21.6%
Other	Offenses Agst. Family/Children	M	2	2	0	2	1	0	0	0	7	87.5%
		F	0	1	0	0	0	0	0	0	1	12.5%
	Prostitution	M	1	1	0	0	3	4	1	1	11	55.0%
		F	5	0	0	0	1	1	1	1	9	45.0%
	Suspicion	M	0	0	0	0	0	0	0	0	0	0.0%
		F	0	0	0	0	0	0	0	0	0	0.0%
	Vagrancy	M	0	0	0	0	0	0	0	0	0	0.0%
		F	0	0	0	0	0	0	0	0	0	0.0%
	Weapons	M	15	6	7	12	15	8	7	5	75	89.3%
		F	1	3	1	0	2	1	0	1	9	10.7%
All Other Offenses		M	627	696	598	425	342	337	277	281	3,583	75.4%
		F	185	244	186	146	102	96	105	105	1,169	24.6%
Total		M	1,028	1,045	950	709	582	549	449	497	5,809	76.4%
		F	303	358	285	227	161	158	149	156	1,797	23.6%
Column Percent		M	77.2%	74.5%	76.9%	75.7%	78.3%	77.7%	75.1%	76.1%	76.4%	
		F	22.8%	25.5%	23.1%	24.3%	21.7%	22.3%	24.9%	23.9%	23.6%	

**Race/Ethnicity of Adults Arrested for Part II Offenses
Maui County, 2014**

Type	Offense	White	Black	Indian	Chinese	Japanese	Filipino	Korean	Other Asian	Hawaiian	Samoa	Other Pacific Islander	Total
Violent	Negligent Manslaughter	0 0.0%	0 0.0%	0 0.0%	0 0.0%	0 0.0%	0 0.0%	0 0.0%	0 0.0%	0 0.0%	0 0.0%	0 0.0%	0 0.0%
	Other Assault	247 41.3%	15 2.5%	0 0.0%	3 0.5%	17 2.8%	70 11.7%	3 0.5%	5 0.8%	171 28.6%	7 1.2%	60 10.0%	598 100.0%
	Sex Offenses	9 45.0%	3 15.0%	0 0.0%	0 0.0%	1 5.0%	2 10.0%	0 0.0%	0 0.0%	3 15.0%	0 0.0%	2 10.0%	20 100.0%
Property-Related	Forgery	6 50.0%	0 0.0%	0 0.0%	1 8.3%	0 0.0%	1 8.3%	0 0.0%	0 0.0%	3 25.0%	0 0.0%	1 8.3%	12 100.0%
	Fraud	6 54.5%	0 0.0%	0 0.0%	0 0.0%	1 9.1%	0 0.0%	0 0.0%	0 0.0%	4 36.4%	0 0.0%	0 0.0%	11 100.0%
	Embezzlement	0 0.0%	0 0.0%	0 0.0%	0 0.0%	0 0.0%	0 0.0%	0 0.0%	0 0.0%	0 0.0%	0 0.0%	0 0.0%	0 0.0%
	Stolen Property	0 0.0%	0 0.0%	0 0.0%	0 0.0%	0 0.0%	0 0.0%	0 0.0%	0 0.0%	0 0.0%	0 0.0%	0 0.0%	0 0.0%
	Vandalism	32 47.8%	0 0.0%	0 0.0%	0 0.0%	3 4.5%	2 3.0%	0 0.0%	0 0.0%	15 22.4%	1 1.5%	14 20.9%	67 100.0%
Drug Manufacturing/Sale	Opium or Cocaine	5 35.7%	0 0.0%	0 0.0%	0 0.0%	0 0.0%	2 14.3%	0 0.0%	0 0.0%	5 35.7%	0 0.0%	2 14.3%	14 100.0%
	Marijuana	17 56.7%	1 3.3%	0 0.0%	0 0.0%	0 0.0%	1 3.3%	0 0.0%	0 0.0%	8 26.7%	0 0.0%	3 10.0%	30 100.0%
	Synthetic Narcotic	0 0.0%	0 0.0%	0 0.0%	0 0.0%	0 0.0%	0 0.0%	0 0.0%	0 0.0%	0 0.0%	0 0.0%	0 0.0%	0 0.0%
	Nonnarcotic	19 17.3%	1 0.9%	0 0.0%	0 0.0%	5 4.5%	19 17.3%	0 0.0%	0 0.0%	55 50.0%	0 0.0%	11 10.0%	110 100.0%
Drug Possession	Opium or Cocaine	107 60.8%	4 2.3%	1 0.6%	0 0.0%	8 4.5%	5 2.8%	0 0.0%	0 0.0%	39 22.2%	1 0.6%	11 6.3%	176 100.0%
	Marijuana	127 39.8%	11 3.4%	1 0.3%	2 0.6%	5 1.6%	37 11.6%	1 0.3%	1 0.3%	96 30.1%	0 0.0%	38 11.9%	319 100.0%
	Synthetic Narcotic	0 0.0%	0 0.0%	0 0.0%	0 0.0%	0 0.0%	1 50.0%	0 0.0%	0 0.0%	1 50.0%	0 0.0%	0 0.0%	2 100.0%
	Nonnarcotic	80 25.2%	0 0.0%	0 0.0%	0 0.0%	16 5.0%	72 22.6%	1 0.3%	0 0.0%	122 38.4%	2 0.6%	25 7.9%	318 100.0%
Gambling	Bookmaking	0 0.0%	0 0.0%	0 0.0%	0 0.0%	0 0.0%	11 84.6%	0 0.0%	0 0.0%	1 7.7%	0 0.0%	1 7.7%	13 100.0%
	Numbers & Lottery	0 0.0%	0 0.0%	0 0.0%	0 0.0%	0 0.0%	0 0.0%	0 0.0%	0 0.0%	0 0.0%	0 0.0%	0 0.0%	0 0.0%
	Other	1 2.5%	0 0.0%	0 0.0%	0 0.0%	0 0.0%	16 40.0%	0 0.0%	0 0.0%	20 50.0%	0 0.0%	3 7.5%	40 100.0%
Alcohol-Related	DUI	377 47.1%	14 1.8%	1 0.1%	9 1.1%	25 3.1%	87 10.9%	2 0.3%	13 1.6%	136 17.0%	1 0.1%	135 16.9%	800 100.0%
	Liquor Laws	36 56.3%	0 0.0%	0 0.0%	0 0.0%	3 4.7%	7 10.9%	0 0.0%	0 0.0%	13 20.3%	0 0.0%	5 7.8%	64 100.0%
	Disorderly Conduct	56 37.8%	6 4.1%	0 0.0%	0 0.0%	2 1.4%	12 8.1%	0 0.0%	0 0.0%	53 35.8%	3 2.0%	16 10.8%	148 100.0%
Other	Offenses Agst. Family/Children	3 37.5%	0 0.0%	0 0.0%	0 0.0%	1 12.5%	1 12.5%	0 0.0%	0 0.0%	3 37.5%	0 0.0%	0 0.0%	8 100.0%
	Prostitution	11 55.0%	2 10.0%	0 0.0%	0 0.0%	0 0.0%	2 10.0%	0 0.0%	0 0.0%	0 0.0%	1 5.0%	4 20.0%	20 100.0%
	Suspicion	0 0.0%	0 0.0%	0 0.0%	0 0.0%	0 0.0%	0 0.0%	0 0.0%	0 0.0%	0 0.0%	0 0.0%	0 0.0%	0 0.0%
	Vagrancy	0 0.0%	0 0.0%	0 0.0%	0 0.0%	0 0.0%	0 0.0%	0 0.0%	0 0.0%	0 0.0%	0 0.0%	0 0.0%	0 0.0%
	Weapons	28 33.3%	0 0.0%	0 0.0%	0 0.0%	5 6.0%	15 17.9%	0 0.0%	0 0.0%	31 36.9%	0 0.0%	5 6.0%	84 100.0%
	All Other Offenses	2,106 44.3%	107 2.3%	2 0.0%	52 1.1%	10 2.3%	484 10.2%	15 0.3%	52 1.1%	1,304 27.4%	42 0.9%	478 10.1%	4,752 100.0%
Total		3,273	164	5	67	202	847	22	71	2,083	58	814	7,606
Column Percent		43.0%	2.2%	0.1%	0.9%	2.7%	11.1%	0.3%	0.9%	27.4%	0.8%	10.7%	100.0%

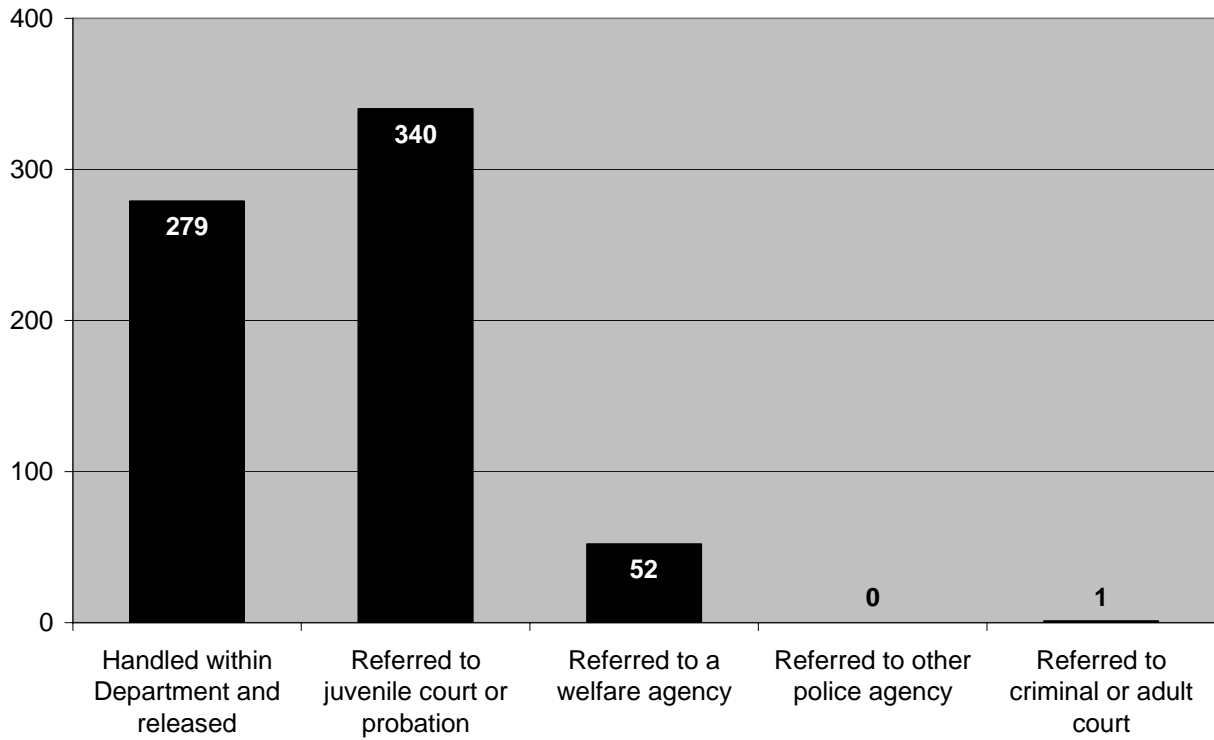
Age and Sex of Juveniles Arrested for Part II Offenses Maui County, 2014

Type	Offense	Sex	0-9	10-12	13-14	15	16	17	Total	Row %
Violent	Negligent	M	0	0	0	0	0	0	0	0.0%
	Manslaughter	F	0	0	0	0	0	0	0	0.0%
	Other Assault	M	1	3	4	3	8	6	25	59.5%
		F	0	1	3	1	8	4	17	40.5%
	Sex Offenses	M	0	0	0	0	0	0	0	0
F		0	0	0	0	0	0	0	0	0.0%
Property-Related	Forgery	M	0	0	0	0	0	0	0	0.0%
		F	0	0	0	0	0	0	0	0.0%
	Fraud	M	0	0	0	0	0	0	0	0.0%
		F	0	0	0	0	0	0	0	0.0%
	Embezzlement	M	0	0	0	0	0	0	0	0.0%
		F	0	0	0	0	0	0	0	0.0%
	Stolen Property	M	0	0	0	0	0	0	0	0.0%
		F	0	0	0	0	0	0	0	0.0%
	Vandalism	M	0	0	1	0	0	3	4	80.0%
		F	0	0	1	0	0	0	1	20.0%
Drug Manufacturing/Sale	Opium or Cocaine	M	0	0	0	0	0	0	0	0.0%
		F	0	0	0	0	0	0	0	0.0%
	Marijuana	M	0	0	1	0	0	0	1	100.0%
		F	0	0	0	0	0	0	0	0.0%
	Synthetic Narcotic	M	0	0	0	0	0	0	0	0.0%
		F	0	0	0	0	0	0	0	0.0%
	Nonnarcotic	M	0	0	0	0	0	0	0	0.0%
		F	0	0	0	0	0	0	0	0.0%
Drug Possession	Opium or Cocaine	M	0	0	1	4	5	4	14	70.0%
		F	0	1	5	0	0	0	6	30.0%
	Marijuana	M	0	8	24	24	20	14	90	70.9%
		F	0	3	16	3	10	5	37	29.1%
	Synthetic Narcotic	M	0	0	0	0	0	0	0	0.0%
		F	0	0	0	0	0	0	0	0.0%
	Nonnarcotic	M	0	0	0	0	2	1	3	60.0%
		F	0	0	0	2	0	0	2	40.0%
Gambling	Bookmaking	M	0	0	0	0	0	0	0	0.0%
		F	0	0	0	0	0	0	0	0.0%
	Numbers & Lottery	M	0	0	0	0	0	0	0	0.0%
		F	0	0	0	0	0	0	0	0.0%
	Other	M	0	0	0	0	0	0	0	0.0%
		F	0	0	0	0	0	0	0	0.0%
Alcohol-Related	DUI	M	0	0	0	0	2	5	7	70.0%
		F	0	0	0	0	0	3	3	30.0%
	Liquor Laws	M	0	1	3	11	5	5	25	59.5%
		F	0	2	9	3	2	1	17	40.5%
	Disorderly Conduct	M	0	0	1	1	0	4	6	100.0%
		F	0	0	0	0	0	0	0	0.0%
Other	Offenses Agst. Family/Children	M	0	0	0	0	0	0	0	0.0%
		F	0	0	0	0	0	0	0	0.0%
	Prostitution	M	0	0	0	0	0	0	0	0.0%
		F	0	0	0	0	0	0	0	0.0%
	Suspicion	M	0	0	0	0	0	0	0	0.0%
		F	0	0	0	0	0	0	0	0.0%
	Vagrancy	M	0	0	0	0	0	0	0	0.0%
		F	0	0	0	0	0	0	0	0.0%
	Weapons	M	0	0	1	0	0	4	5	100.0%
		F	0	0	0	0	0	0	0	0.0%
	All Other Offenses	M	0	5	19	9	8	8	49	68.1%
		F	1	0	4	6	6	6	23	31.9%
Status	Curfew	M	2	6	19	11	26	16	80	67.2%
		F	1	3	9	15	6	5	39	32.8%
	Runaway	M	0	1	28	13	6	2	50	59.5%
		F	0	1	2	9	12	10	34	40.5%
Total		M	3	24	102	76	82	72	359	66.7%
		F	2	11	49	39	44	34	179	33.3%
Column Percent		M	60.0%	68.6%	67.5%	66.1%	65.1%	67.9%	66.7%	
		F	40.0%	31.4%	32.5%	33.9%	34.9%	32.1%	33.3%	

Race/Ethnicity of Juveniles Arrested for Part II Offenses Maui County, 2014

Type	Offense	White	Black	Indian	Chinese	Japanese	Filipino	Korean	Other Asian	Hawaiian	Samoan	Other Pacific Islander	Total
Violent	Negligent Manslaughter	0 0.0%	0 0.0%	0 0.0%	0 0.0%	0 0.0%	0 0.0%	0 0.0%	0 0.0%	0 0.0%	0 0.0%	0 0.0%	0 0.0%
	Other Assault	12 28.6%	0 0.0%	0 0.0%	2 4.8%	2 4.8%	3 7.1%	0 0.0%	0 0.0%	19 45.2%	0 0.0%	4 9.5%	42 100.0%
	Sex Offenses	0 0.0%	0 0.0%	0 0.0%	0 0.0%	0 0.0%	0 0.0%	0 0.0%	0 0.0%	0 0.0%	0 0.0%	0 0.0%	0 0.0%
Property-Related	Forgery	0 0.0%	0 0.0%	0 0.0%	0 0.0%	0 0.0%	0 0.0%	0 0.0%	0 0.0%	0 0.0%	0 0.0%	0 0.0%	0 0.0%
	Fraud	0 0.0%	0 0.0%	0 0.0%	0 0.0%	0 0.0%	0 0.0%	0 0.0%	0 0.0%	0 0.0%	0 0.0%	0 0.0%	0 0.0%
	Embezzlement	0 0.0%	0 0.0%	0 0.0%	0 0.0%	0 0.0%	0 0.0%	0 0.0%	0 0.0%	0 0.0%	0 0.0%	0 0.0%	0 0.0%
	Stolen Property	0 0.0%	0 0.0%	0 0.0%	0 0.0%	0 0.0%	0 0.0%	0 0.0%	0 0.0%	0 0.0%	0 0.0%	0 0.0%	0 0.0%
	Vandalism	2 40.0%	0 0.0%	0 0.0%	0 0.0%	0 0.0%	0 0.0%	0 0.0%	0 0.0%	3 60.0%	0 0.0%	0 0.0%	5 100.0%
Drug Manufacturing/Sale	Opium or Cocaine	0 0.0%	0 0.0%	0 0.0%	0 0.0%	0 0.0%	0 0.0%	0 0.0%	0 0.0%	0 0.0%	0 0.0%	0 0.0%	0 0.0%
	Marijuana	0 0.0%	0 0.0%	0 0.0%	0 0.0%	0 0.0%	1 100.0%	0 0.0%	0 0.0%	0 0.0%	0 0.0%	0 0.0%	1 100.0%
	Synthetic Narcotic	0 0.0%	0 0.0%	0 0.0%	0 0.0%	0 0.0%	0 0.0%	0 0.0%	0 0.0%	0 0.0%	0 0.0%	0 0.0%	0 0.0%
	Nonnarcotic	0 0.0%	0 0.0%	0 0.0%	0 0.0%	0 0.0%	0 0.0%	0 0.0%	0 0.0%	0 0.0%	0 0.0%	0 0.0%	0 0.0%
Drug Possession	Opium or Cocaine	8 40.0%	2 10.0%	0 0.0%	0 0.0%	2 10.0%	0 0.0%	0 0.0%	0 0.0%	5 25.0%	0 0.0%	3 15.0%	20 100.0%
	Marijuana	33 26.0%	2 1.6%	0 0.0%	2 1.6%	5 3.9%	12 9.4%	1 0.8%	1 0.8%	54 42.5%	1 0.8%	16 12.6%	127 100.0%
	Synthetic Narcotic	0 0.0%	0 0.0%	0 0.0%	0 0.0%	0 0.0%	0 0.0%	0 0.0%	0 0.0%	0 0.0%	0 0.0%	0 0.0%	0 0.0%
	Nonnarcotic	2 40.0%	0 0.0%	0 0.0%	0 0.0%	1 20.0%	2 40.0%	0 0.0%	0 0.0%	0 0.0%	0 0.0%	0 0.0%	5 100.0%
Gambling	Bookmaking	0 0.0%	0 0.0%	0 0.0%	0 0.0%	0 0.0%	0 0.0%	0 0.0%	0 0.0%	0 0.0%	0 0.0%	0 0.0%	0 0.0%
	Numbers & Lottery	0 0.0%	0 0.0%	0 0.0%	0 0.0%	0 0.0%	0 0.0%	0 0.0%	0 0.0%	0 0.0%	0 0.0%	0 0.0%	0 0.0%
	Other	0 0.0%	0 0.0%	0 0.0%	0 0.0%	0 0.0%	0 0.0%	0 0.0%	0 0.0%	0 0.0%	0 0.0%	0 0.0%	0 0.0%
Alcohol-Related	DUI	4 40.0%	0 0.0%	0 0.0%	0 0.0%	0 0.0%	2 20.0%	0 0.0%	0 0.0%	3 30.0%	0 0.0%	1 10.0%	10 100.0%
	Liquor Laws	15 35.7%	3 7.1%	0 0.0%	0 0.0%	0 0.0%	7 16.7%	0 0.0%	1 2.4%	11 26.2%	0 0.0%	5 11.9%	42 100.0%
	Disorderly Conduct	2 33.3%	0 0.0%	0 0.0%	1 16.7%	0 0.0%	0 0.0%	0 0.0%	0 0.0%	2 33.3%	0 0.0%	1 16.7%	6 100.0%
Other	Offenses Agst. Family/Children	0 0.0%	0 0.0%	0 0.0%	0 0.0%	0 0.0%	0 0.0%	0 0.0%	0 0.0%	0 0.0%	0 0.0%	0 0.0%	0 0.0%
	Prostitution	0 0.0%	0 0.0%	0 0.0%	0 0.0%	0 0.0%	0 0.0%	0 0.0%	0 0.0%	0 0.0%	0 0.0%	0 0.0%	0 0.0%
	Suspicion	0 0.0%	0 0.0%	0 0.0%	0 0.0%	0 0.0%	0 0.0%	0 0.0%	0 0.0%	0 0.0%	0 0.0%	0 0.0%	0 0.0%
	Vagrancy	0 0.0%	0 0.0%	0 0.0%	0 0.0%	0 0.0%	0 0.0%	0 0.0%	0 0.0%	0 0.0%	0 0.0%	0 0.0%	0 0.0%
	Weapons	1 20.0%	0 0.0%	0 0.0%	0 0.0%	2 40.0%	1 20.0%	0 0.0%	0 0.0%	1 20.0%	0 0.0%	0 0.0%	5 100.0%
	All Other Offenses	20 27.8%	1 1.4%	0 0.0%	0 0.0%	1 1.4%	7 9.7%	0 0.0%	0 0.0%	29 40.3%	0 0.0%	14 19.4%	72 100.0%
Status	Curfew	31 26.1%	3 2.5%	0 0.0%	0 0.0%	13 10.9%	23 19.3%	0 0.0%	1 0.8%	28 23.5%	0 0.0%	20 16.8%	119 100.0%
	Runaway	17 20.2%	1 1.2%	0 0.0%	5 6.0%	7 8.3%	13 15.5%	0 0.0%	0 0.0%	30 35.7%	0 0.0%	11 13.1%	84 100.0%
Total		147	12	0	10	33	71	1	3	185	1	75	538
Column Percent		27.3%	2.2%	0.0%	1.9%	6.1%	13.2%	0.2%	0.6%	34.4%	0.2%	13.9%	100.0%

Juvenile Dispositions, Maui County, 2014



APPENDIX A

DEFINITIONS

AGGRAVATED ASSAULT: An unlawful attack by one person upon another for the purpose of inflicting severe or aggravated bodily injury; attempted murder. This type of assault usually is accompanied by the use of a weapon or by means likely to produce death or great bodily harm. It is not necessary that injury result from an aggravated assault when a gun, knife, or other weapon is used which could and probably would result in serious personal injury if the crime were successfully completed. Attacks by personal weapons, such as hands, fists, feet, etc., which result in serious or aggravated injury.

ARSON: Any willful or malicious burning or attempt to burn, with or without intent to defraud, a dwelling house, public building, motor vehicle or aircraft, personal property of another, etc.

ASSAULT: An unlawful attack by one person upon another. Includes Aggravated Assault (Part I Offense) and Other Assaults (Part II Offense).

BURGLARY: The unlawful entry of a structure to commit a felony or a theft. Includes forcible entry, unlawful entry where no force is used, and attempted forcible entry where no entry occurs.

CLEARANCE: An offense is "cleared" either by arrest or exceptional means. An offense is cleared by arrest when at least one person is arrested; charged with the commission of the offense; and turned over to the court for prosecution. An offense is cleared by exceptional means when the identity of the offender is known; there is enough evidence to support an arrest, charge, and turning over to the court for prosecution; the exact location of the offender is known; and, for reasons outside the control of law enforcement, the offender cannot be arrested, charged, and prosecuted. Examples of offenses cleared by exceptional means include suicide of the offender, double murder, deathbed confession, and denied extradition. It should be noted that the number of offenses and not the number of persons arrested is used to count clearances. Several offenses may be cleared by the arrest of one person; or the arrest of several people may clear only one offense.

CRIME INDEX: The ten Part I Offenses reported in the Uniform Crime Reporting Program to represent the status of crime in the United States: murder and nonnegligent manslaughter (the latter term is not used in Hawaii), rape, robbery, aggravated assault, burglary, larceny-theft, motor vehicle theft, and arson. Human trafficking - commercial sex acts and human trafficking - involuntary servitude are being tracked separately in Appendix E until further notice.

CRIME RATE: The number of crimes per 100,000 population (usually the resident population) is obtained using the following equation:

$$Crime\ Rate = \left(\frac{Number\ of\ Crimes}{Resident\ Population} \right) \times 100,000$$

More accurate crime rates (e.g., the number of rapes per 100,000 females or the number of motor vehicle thefts per 100,000 vehicles) are not reported in *Crime in the U.S.* and, therefore, are not used in *Crime in Hawaii*.

CRIMINAL HOMICIDE: The willful (nonnegligent) killing of one human being by another or the killing of another person through gross negligence. Includes Murder and Nonnegligent Manslaughter (the latter term is not used in Hawaii), and Manslaughter by Negligence.

DE FACTO POPULATION: The number of persons physically present in an area, regardless of military status or usual place of residence. Includes visitors present and excludes residents temporarily absent.

HUMAN TRAFFICKING – COMMERCIAL SEX ACTS: Inducing a person by force, fraud, or coercion to participate in commercial sex acts, or in which the person induced to perform such act(s) has not attained 18 years of age.

HUMAN TRAFFICKING – INVOLUNTARY SERVITUDE: The obtaining of a person(s) through recruitment, harboring, transportation, or provision, and subjecting such persons by force, fraud, or coercion into involuntary servitude, peonage, debt bondage, or slavery (not to include commercial sex acts).

JUVENILE: Person under the age of 18.

LARCENY-THEFT: The unlawful taking, carrying, leading, or riding away of property from the possession or constructive possession of another. Includes pocket-picking, purse-snatching, shoplifting, theft from motor vehicles, theft of motor vehicle parts and accessories, theft of bicycles, etc. Does not include embezzlement, forgery, or motor vehicle theft.

MOTOR VEHICLE THEFT: The theft or attempted theft of a motor vehicle, including automobiles, trucks, buses, motorcycles, motor scooters, snowmobiles, etc.

MURDER: The willful (nonnegligent) killing of one human being by another.

NONVIOLENT OFFENSES: Include the offense categories of larceny-theft, burglary, and auto theft. Often referred to as Property Offenses (excluding robbery).

PART I OFFENSES: Offenses which make up the Crime Index: murder, rape, robbery, aggravated assault, burglary, larceny-theft, motor vehicle theft, and arson; plus the offense of manslaughter by negligence. Human trafficking – commercial sex acts and human trafficking – involuntary servitude are being tracked separately in Appendix E until further notice.

PART II OFFENSES: All criminal offenses not classified as Part I Offenses. Also included are the juvenile status offenses of curfew/loitering violation and runaway. See Appendix B for specific Part II Offense definitions.

PROPERTY OFFENSES: Include larceny-theft, burglary, auto theft, and arson. Robbery is classified as a violent crime due to the use or threat of force.

RAPE (revised): Penetration, no matter how slight, of the vagina or anus with any body part or object, or oral penetration by a sex organ of another person, without the consent of the victim. Statutory rape (without force) and other sex offenses are not included in this category.

Rape (legacy): The carnal knowledge of a female forcibly and against her will. Sexual assaults against males are not included in this category.

RESIDENT POPULATION: The number of persons whose usual place of residence is in an area, regardless of physical location on the estimated census date. Includes military personnel stationed or homeported in the area and excludes persons of local origin attending school or in military service outside the area.

ROBBERY: The taking or attempting to take anything of value from the care, custody, or control of

a person or persons by force or threat of force or violence and/or by putting the victim(s) in fear. While robbery has the attributes of a property crime, it is grouped with violent crimes due to the additional attribute of force or the threat of force.

VIOLENT OFFENSES: Include the offense categories of murder, rape, robbery, and aggravated assault.

APPENDIX B

PART II OFFENSES

CRIMINAL OFFENSES

ASSAULT, OTHER: Assaults and attempted assaults where no weapon was used or which did not result in serious or aggravated injury to the victim. Examples include simple assault, assault and battery, resisting or obstructing an officer, intimidation, coercion, and hazing.

DISORDERLY CONDUCT: Committing a breach of the peace. Includes affray; unlawful assembly; disturbing the peace; disturbing meetings; and blasphemy, profanity, and obscene language.

DRIVING UNDER THE INFLUENCE: Driving or operating any vehicle or common carrier while drunk or under the influence of intoxicants.

DRUG ABUSE VIOLATIONS: Include all violations of state and local laws relating to the unlawful possession, sale, use, growing, manufacturing, and making of illegal drugs.

EMBEZZLEMENT: Misappropriation or misapplication of money or property entrusted to one's care, custody, or control.

FORGERY AND COUNTERFEITING: All offenses dealing with the making, altering, uttering, or possession of, with intent to defraud, anything false in the semblance of what is true.

FRAUD: Fraudulent conversion and obtaining money or property by false pretenses. Includes bad checks (except forgeries and counterfeiting), confidence games, and unauthorized withdrawal of money from an automatic teller machine.

GAMBLING: Promoting, permitting, or engaging in illegal gambling. Includes 3 subcategories: bookmaking, numbers and lottery, and "other" gambling.

LIQUOR LAWS: Include unlawful manufacture, sale, transporting, furnishing, possessing intoxicating liquor; maintaining unlawful drinking places; bootlegging; operating a still; furnishing liquor to a minor; and drinking on a train or public conveyance. Do not include Drunkenness and Driving Under the Influence.

MANSLAUGHTER BY NEGLIGENCE: The killing of another person through gross negligence. Manslaughter by negligence is considered a Part I Offense but is not included in the Crime Index.

OFFENSES AGAINST THE FAMILY AND CHILDREN: Include all charges of nonsupport and neglect or abuse of family and children. Examples include desertion, abandonment, or nonsupport of spouse or child; neglect or abuse of spouse or child; and nonpayment of alimony.

PROSTITUTION AND COMMERCIALIZED VICE: Sex offenses of a commercialized nature, broken down into three subcategories: prostitution; assisting or promoting prostitution; and purchasing prostitution. These offense types are included in the prostitution and commercialized vice category: keeping a bawdy house, disorderly house, or house of ill fame; pandering, procuring, transporting, or detaining women for immoral purposes, etc.; and all attempts.

SEX OFFENSES: Include indecent exposure, incest, statutory rape (no force), other offenses against common decency and morals, and all attempts. Do not include rape, prostitution, and commercialized vice.

STOLEN PROPERTY: Buying, receiving, and possessing stolen property, including attempts.

VAGRANCY: Persons arrested on grounds of “suspicion” may be prosecuted on this charge. Includes vagrancy, begging, loitering (persons 18 and over), and vagabondage.

VANDALISM: The willful or malicious destruction, injury, disfigurement, or defacement of any public or private property, real or personal, without consent of the owner or person having custody or control by cutting, tearing, breaking, marking, painting, drawing, covering with filth, or any other such means as may be specified by local law.

WEAPONS OFFENSES: Include unlawful manufacture, sale, or possession of deadly weapons; unlawful carrying of deadly weapons, concealed or openly; using, manufacturing, etc. silencers; furnishing deadly weapons to a minor; and all attempts to commit any of the above.

ALL OTHER OFFENSES: Include all other state and local offenses (excluding traffic violations) not included elsewhere. Examples are:

- Admitting minors to improper places
- Abduction and compelling to marry
- Bigamy and polygamy
- Blackmail and extortion
- Combination in restraint of trade; trusts, monopolies
- Contempt of court
- Criminal anarchism
- Discrimination, unfair competition
- Kidnapping
- Marriage within prohibited degrees
- Offenses contributing to juvenile delinquency, such as employment of children in immoral vocations or practices
- Perjury and subornation of perjury
- Possession, repair, manufacture, etc. of burglar's tools
- Possession of drug paraphernalia
- Possession or sale of obscene literature, pictures, etc.
- Public nuisances
- Riot and rout
- Trespass
- Unlawfully bringing drugs and liquor into state prisons, hospitals, etc.; furnishing to convicts
- Violations of state regulatory laws and municipal ordinances
- Violation of quarantine
- Truancy (noncriminal juvenile status offense)
- Ungovernability (noncriminal juvenile status offense)
- All offenses not otherwise classified
- All attempts to commit any of the above

NONCRIMINAL OFFENSES

STATUS OFFENSES (PERSONS UNDER 18): Noncriminal acts or conduct which are offenses only when committed or engaged in by juveniles; include curfew violation and runaways.

CURFEW AND LOITERING: Included are violations of local curfew or loitering ordinances.

RUNAWAYS: Apprehension for protective custody as defined by local statute.

NONCRIMINAL ARREST CATEGORY

SUSPICION: While “suspicion” is not an offense, it may be the grounds for many arrests in those jurisdictions where the law permits. After examination by law enforcement officers, the prisoner is either formally charged or released. Those formally charged are entered in one of the Index or Part II offense classes. This class is limited to “suspicion” arrests where persons arrested are released by the police.

OTHER

CARGO THEFT: Criminal taking of any cargo, in whole or in part, while moving in commerce at all points between the point of origin and the final destination, regardless of any temporary stop while awaiting transshipment or otherwise.

In accordance with the Americans with Disabilities Act, P.L. 101-336, this material is available in an altered format, upon request. If you require an altered format, please call the Department of the Attorney General, Crime Prevention and Justice Assistance Division at (808) 586-1150. TDD: Oahu, 586-1298; neighbor islands, 1-877-586-1298.