

Cellular telephones and/or pagers allow others to reach you at all times. Electronic mail may be a means of tracing a person's location when the address is saved and an online service is able to provide information about the user.

- **Consider ordering *When Your Child is Missing: A Family Survival Guide* at 1-800-851-3420 or <http://www.ncjrs.gov>.** This book contains helpful information about your role in the search for and recovery of your missing child. It may also be viewed at NCMEC's website, <http://www.missingkids.com>.

### If Your Child Contacts You But Is Unwilling to Come Home

- **Show love and concern for your child, not anger or fear.** Remember the goal is to help work through problems and have him or her return home.
- **Encourage your child to contact a local runaway shelter or the National Runaway Switchboard at 1-800-621-4000 for assistance.**
- **Ask if you may stay in touch with your child.** If so, set specific plans regarding a form of contact whether it be through a telephone number, mailing address, electronic mail, or facsimile number.

### When Your Child Returns Home

When your child is recovered or returns home, remember to show love and concern for his or her safety and well-being—**not** anger or fear. If you react angrily, your child may feel unwanted and unloved and run away again. Make sure your child understands you care about what happens to him or her.

Promptly notify law enforcement, the missing-children clearinghouse, NCMEC, the National Runaway Switchboard, and anyone else who may have assisted you.

If your child has been away for an extended period of time, a complete medical examination is needed when he or she returns home including tests for sexually transmitted diseases.

Most importantly, when your child returns, try to resolve the problems in your family prompting your child to have left home in the first place. If you are unable to address family problems effectively, seek the assistance of a trained counselor or professional. Families may contact the local department of social services, family services, or other public or private agencies that help families. Members of the clergy, school personnel, or the law-enforcement community may also direct you to available services and resources. Make these arrangements before your child returns, so the services may be immediately accessed upon his or her return.

It may be necessary for your child to go to a runaway shelter or other government-sanctioned housing option while the family works toward resolving its problems. A trained counselor may help you make this decision.

### Preparation...Just in Case

There are several ways families may be prepared in the event their child runs away. While some of these measures may be more appropriate for a younger child, they all provide valuable information to aid in the quick recovery of a runaway.

- Keep a complete written description of your child including hair and eye color, height, weight, date of birth, and specific physical attributes.
- Take color photographs of your child every six months. Head and shoulder portraits from different angles, such as those taken by school photographers, are preferable; however, candid photographs are

sometimes more representative of how your child looks than posed photographs.

- Make sure your dentist prepares full dental charts for your child and updates them with each exam or when dental work is performed. Also have dental prints taken and update those every 2 years until your child is 18. If you move, get a copy of these dental records to keep in your files until a new dentist is found.
- Find out from your doctor where your child's medical records are located. All permanent scars, birthmarks, broken bones, and medical needs should be recorded.
- Arrange with your local law-enforcement agency to have your child fingerprinted. The agency will give you the fingerprint card. They will **not** keep a record of your child's prints.
- Consider having a DNA sample taken from your child as this is rapidly becoming the "gold standard" for identification. There are many DNA collection kits available, but it is simple for you to collect a sample. For example an old toothbrush that has been used by your child is rich with his or her DNA. Allow the toothbrush to air dry and place it in a brown envelope, have your child lick the envelope shut, and label the envelope. The same procedure may be used for baby teeth, a hairbrush used exclusively by your child for at least one month, and dried blood on a bandage. Store the envelope in something like a shoebox at room temperature in a dry place away from heat.

### National Center for Missing & Exploited Children

The National Center for Missing & Exploited Children® (NCMEC), established in 1984 as a private, nonprofit organization, serves as a clearinghouse of information about missing and exploited children; provides technical assistance

to the public and law-enforcement agencies; offers training programs to law-enforcement and forensic, social-service professionals; distributes photographs of and descriptions about missing children worldwide; creates and coordinates child-protection education and prevention programs and publications; coordinates child-protection efforts with the private sector; networks with nonprofit service providers and missing-children clearinghouses regarding missing-child cases; and provides information about effective legislation to help ensure the protection of children per 42 U.S.C. §§ 5771 *et seq.*; 42 U.S.C. § 11606; and 22 C.F.R. § 94.6.

A 24-hour, toll-free telephone line, **1-800-THE-LOST® (1-800-843-5678)**, is available in Canada and the United States for those who have information regarding missing and exploited children. The "phone free" number is 001-800-843-5678 when dialing from Mexico and 00-800-0843-5678 when dialing from many other countries. For a list of other toll-free numbers available when dialing from specific countries visit <http://www.missingkids.com>, and from the home page click on the link to "More Services" and then on the link to "24-Hour Hotline." The CyberTipline® is available worldwide for online reporting of these crimes at <http://www.cybertipline.com>. The TTY line is 1-800-826-7653. The NCMEC business number when dialing in the United States is 703-274-3900. The business number when dialing from other countries is 001-703-522-9320. The NCMEC facsimile number is 703-274-2200. The NCMEC website address is <http://www.missingkids.com>.

For information about the services offered by NCMEC's regional offices, please call them directly in California at 714-508-0150, Florida at 561-848-1900, Florida/Collier County at 239-566-5804, Kansas City at 913-469-5437, New York

at 585-242-0900, New York/Buffalo at 716-842-6333, New York City at 212-297-1724, New York/Mohawk Valley at 315-732-7233, and South Carolina at 803-254-2326.

A number of publications, addressing various aspects of the missing- and exploited-child issue, are available free-of-charge in single copies by contacting the



Charles B. Wang International Children's Building  
699 Prince Street  
Alexandria, Virginia 22314-3175  
U.S.A.

Copyright © 1985, 1998, and 2004 National Center for Missing & Exploited Children. All rights reserved.

### **Endnotes**

<sup>1</sup>Larry D. Bechdol, National Runaway Switchboard, personal communication, January 17, 2007.


<sup>2</sup>Katherine M. Brown, Robert D. Keppel, Joseph G. Weis, and Marvin E. Skeen. *CASE MANAGEMENT for Missing Children Homicide Investigation*. Olympia, Washington: Office of the Attorney General, State of Washington, and U.S. Department of Justice's Office of Juvenile Justice and Delinquency Prevention, May 2006, page 13.

<sup>3</sup>*Keeping Kids Safer on the Internet: Tips for Parents and Guardians*. Alexandria, Virginia: National Center for Missing & Exploited Children, 2006, page 5.

This project was supported by Grant No. 2005-MC-CX-K024 awarded by the Office of Juvenile Justice and Delinquency Prevention, Office of Justice Programs, U.S. Department of Justice. Points of view or opinions in this document are those of the author and do not necessarily represent the official position or policies of the U.S. Department of Justice. National Center for Missing & Exploited Children®, 1-800-THE-LOST®, and CyberTipline® are registered service marks of the National Center for Missing & Exploited Children. Printed on recycled paper.



## **Guidelines in case your child might someday be a runaway**



**National Center for Missing & Exploited Children®**

**1-800-THE-LOST®  
(1-800-843-5678)**

<http://www.missingkids.com>



## Guidelines in case your child might someday be a runaway

When running away a child becomes vulnerable as soon as he or she leaves home—potentially falling victim to drugs, alcohol, crime, sexual exploitation, pornography, and/or prostitution. In the face of this many families may feel guilty, depressed, or even paralyzed by fear. It is important to be candid and direct with law enforcement concerning the circumstances that may have led to your child running away.

It is also important for families to remain calm and rational when they discover their child has run away. Don't panic or lose sight of the immediate task at hand—to locate the runaway and return him or her safely home.

### Immediate Action

The first hours following the runaway episode are the most important in locating a child. While many runaway children return home on their own over time, it is critical to take every action available to you to help quickly locate and safeguard your child if he or she should run away. To help locate your runaway child, **immediately** follow the steps noted below.

- **Think clearly and logically about where your child might be and the reasons why he or she might have run away. Try to remain calm.**
- **Check with your child's friends, school, neighbors, relatives, or anyone else who may know of or have clues about your child's whereabouts.** Ask them to notify you if they hear from your child. If your child has a computer and other online devices, they should be checked as a source of leads or other information concerning people your child may have been communicating with. It may shed light on a planned meeting between your child and someone he or she "met" online.

- **Report the runaway to local law enforcement.** Ask that an officer respond to your home and take a report. Write down the officer's name, badge number, telephone number, and report number. Find out who will follow-up the initial investigation.
- **Remember to keep a notebook and record all information about the investigation.** This is a good way to keep track of everyone you talked to about your child and the circumstances and issues you discussed.
- **Make sure law enforcement enters your child's name and description into the National Crime Information Center's (NCIC) databases.** Law-enforcement agencies across the country have access to NCIC. This information will **not** give your child a record with law enforcement, but it may aid in his or her safe return.
- **Provide law enforcement with a recent photograph of your child.** Also make fingerprints, deoxyribonucleic acid (DNA) samples if you have them, and dental records and prints available to law enforcement. This information may need to be added to the existing NCIC entry.
- If your local law-enforcement agency won't enter information about your child into NCIC's databases, the Federal Bureau of Investigation (FBI) will. The Missing Children Act of 1982 mandates this. Contact your nearest FBI field office for help.
  - **Remember no matter what you have been told, there is no law requiring a waiting period for reporting a child missing to law enforcement or for entry into NCIC.** But, because some law-enforcement agency procedures may still involve a waiting period, you may have to go to the FBI yourself to get information about your child entered in NCIC.

- **Make sure law enforcement passes on the necessary information about your child to the missing children's clearinghouse within your state.**
- **Call or visit several local spots your child may frequent,** and check with area hospitals and treatment centers. If your child was employed, call the employer or coworkers.
- If you have not done so, **report your missing child to the National Center for Missing & Exploited Children (NCMEC) at 1-800-THE-LOST (1-800-843-5678).**
- **Call your local runaway hotline, if there is one, as well as the National Runaway Switchboard at 1-800-621-4000.** Ask if your child has left a message, and leave a message for him or her. Also contact runaway shelters or other government-sanctioned housing options. There are approximately 640 facilities throughout the country assisting those age 21 or younger and these facilities may be able to give you assistance and advice.<sup>1</sup>
- Using the poster format in this brochure, **have posters or fliers made.** Place them in store windows, and distribute them to truck stops, youth-oriented businesses, hospitals, treatment centers, law-enforcement agencies, and local spots your child may frequent.

**NOTE: If you have reason to believe your child may have been abducted or lured away by a nonfamily member or noncustodial family member, do not disturb or remove any of your child's items before law enforcement arrives. Doing so could destroy key clues about the disappearance and/or evidence at a potential crime scene. In the case of a nonfamily abduction, the first hours are the most critical in safely recovering a**



**child.<sup>2</sup> Thus do not delay in contacting law enforcement and explaining all of the facts leading to the belief that your child is an abduction victim.**

If your child uses online services, some sites and services ask users to post a "profile" with their age, sex, hobbies, and interests. While these profiles help kids "connect" and share common interests, potential exploiters can and do use these profiles to search for victims.<sup>3</sup>

### Follow-Up Actions

- **Recheck with your child's friends, school, neighbors, and current employer.** Do not overlook your child's old boyfriends or girlfriends; people from other walks of life including camp, a religious organization, after-school activities, the neighborhood; friends from out of town; friends involved in interests and hobbies; contacts made online; each teacher, guidance counselor, and principal in your child's school; coworkers; anyone who currently works or in the past worked in your home who may know your child; and past employers.

Be sure to explain the seriousness of the situation; ask if anyone else they know is missing; and, in the case of friends, ask to speak to their families to corroborate the information given. Attempt to obtain information about your child using his or her Social Security number through the FBI, the Department of Health and Human Services, and the Social Security Administration. Check religious cults or cult-awareness groups in your area for information. Children have also been known to follow their favorite musical group across the country or in some other way travel with other runaway children.

POSTER FORMAT Have You Seen This Child? Missing Child	
	
OPTIONAL PHOTO OF ABDUCTOR (If warrant issued for arrest)	CHILD'S PHOTO
(Date of Photo)	(Date of Photo)
NAME OF ABDUCTOR Date of Birth: Sex: Race: Hair: Eyes: Height: Weight: (Optional if warrant issued for arrest)	NAME OF CHILD Date of Birth: Date Missing: Age Now: Sex: Race: Hair: Eyes: Height: Weight: Missing From:
<b>IF YOU HAVE ANY INFORMATION, PLEASE CONTACT</b>	
Officer's Name, Law-Enforcement Agency: Telephone Number (with area code): Case Number: Warrant Number (if secured):	
1-800-THE-LOST® (1-800-843-5678)	
Note: A missing child <b>must</b> be registered with the National Center for Missing & Exploited Children before adding the organization's name and telephone number to this flier.	

- **Recheck with your relatives** and be sure to include, if applicable, any stepfamily, relatives of a noncustodial family member, and members of a foster family. Again, be sure to explain the seriousness of the situation to each relative, and ask if anyone else they know is missing.
- **Check with other people in your community** who may have seen your child before he or she left or may have information about a "favorite" spot where he or she could have gone. Ask people such as employees on day and night shifts in your neighborhood, employees of local businesses, those who work at child-oriented organizations or clubs who may know where kids like to "hang out," current and past babysitters, mail carriers, and the family doctor. Also check with the armed forces if your child is of age.
- **Search for clues** in your child's room, school locker, journal, notes, letters, computer files, electronic mail, current and past telephone bills, bank account, automatic-teller-machine (ATM) transactions, and credit-card bills. Check with the motor vehicle licensing and registration bureau within your state, and other states, if your child is of age to drive. If your child has taken someone's vehicle other than his or her own, consider reporting the vehicle as being stolen.
- **Publicize the case** by distributing fliers locally, countywide, statewide, nationwide, and internationally, if circumstances warrant, with a current photograph and description of your child along with any known information about the disappearance, using the format provided in this brochure.
  - Make certain your fliers include a telephone number along with the area code of the local law-enforcement agency as well as the city

and state. Local streets, landmarks, and telephone numbers are of little value if the fliers are sent outside the immediate area. Do not include your home telephone number on the flier, because leads should be forwarded to local law enforcement.

Take advantage of any media attention via radio, television, newspapers, magazines, and the Internet to let people know of your child's disappearance. If you have a video of your child, the electronic media may be more willing to assist, as they are a visual medium and people often respond to a moving picture. In these communications be sure to show love and concern for your child's safety and include an appeal asking the child to return home.

- **Use all available technologies to assist in the search.** For instance outgoing messages may be left for your child and others on your answering machine, with an answering service, and/or on voice mail. In order to keep your telephone number free at all times, explore the possibility of getting a second telephone line to be used as a facsimile line, a connection to an online service/the Internet, and/or as an additional telephone line.

Telephone calling features, such as Call Trace, Caller ID, and Call Return, may help in your search. Please check with your service provider to see if these calling features are available in your area and if any additional features are available to assist in your search.

When receiving a collect call initiated by an operator, ask the operator for "time and charges" to try to determine the telephone number/location from which the call was placed. For collect calls placed automatically by the caller, contact your service provider to see if the telephone number and location from which the call was placed may be obtained.