

An excerpt from the forthcoming
CRIME IN HAWAII, 2019

CRIME IN MAUI COUNTY, 2019

A REVIEW OF UNIFORM CRIME REPORTS



Prepared By

Kristin Ishihara

Research Analyst

and

Paul Perrone

Chief of Research & Statistics

**Research & Statistics Branch
Crime Prevention & Justice Assistance Division**

May 2020

Crime in Hawaii can be downloaded from the
Crime Prevention & Justice Assistance Division web site
ag.hawaii.gov/cpja/

In accordance with the Americans with Disabilities Act, P.L. 101-336,
this material is available in an altered format, upon request. If you
require an altered format, please call the Department of the Attorney
General, Crime Prevention and Justice Assistance Division at (808)
586-1150. TDD: Oahu, 586-1298; neighbor islands, 1-877-586-1298.

TABLE OF CONTENTS

TABLE OF CONTENTS.....	i
CAVEATS.....	iii
THE UNIFORM CRIME REPORTING PROGRAM.....	1-3
REPORTED OFFENSES STATISTICS	5-22
A. HIGHLIGHTS AND REPORTED INDEX OFFENSES CHART, 2010-2019	5
B. REPORTED OFFENSES TABLE	6
C. REPORTED INDEX AND PART II OFFENSES	7
D. TOTAL INDEX CRIME AND CLEARANCE RATES.....	8
E. TOTAL VIOLENT CRIME AND CLEARANCE RATES	9
1. Murder Rate and Clearance Rate	10
2. Rape Rate and Clearance Rate	11
3. Robbery Rate and Clearance Rate	12
4. Aggravated Assault Rate and Clearance Rate.....	13
F. TOTAL PROPERTY CRIME AND CLEARANCE RATES	14
1. Burglary Rate and Clearance Rate	15
2. Larceny-Theft Rate and Clearance Rate.....	16
3. Motor Vehicle Theft Rate and Clearance Rate.....	17
4. Value of Property Stolen by Offense	18
5. Value of Property Stolen and Recovered	19
6. Total Value of Property Stolen in Larceny-Theft by Value Lost per Offense	19
G. ARSON RATE AND CLEARANCE RATE	20
1. Value of Property Destroyed by Arson	21
H. HUMAN TRAFFICKING.....	22
ARREST STATISTICS	23-36
1. Total Arrests Table and 10-Year Arrest Rate Charts	25
2. Arrests for Index Offenses, Maui County, 2010-2019	26
3. Age and Sex of Adults Arrested for Index Offenses, 2019	27
4. Race/Ethnicity of Adults Arrested for Index Offenses, 2019	28
5. Age and Sex of Juveniles Arrested for Index Offenses, 2019	29
6. Race/Ethnicity of Juveniles Arrested for Index Offenses, 2019	30
7. Part II Arrests by Offense, Maui County, 2010-2019 – Adults.....	31
8. Part II Arrests by Offense, Maui County, 2010-2019 – Juveniles.....	32
9. Age and Sex of Adults Arrested for Part II Offenses, 2019	33
10. Race/Ethnicity of Adults Arrested for Part II Offenses, 2019.....	34
11. Age and Sex of Juveniles Arrested for Part II Offenses, 2019	35
12. Race/Ethnicity of Juveniles Arrested for Part II Offenses, 2019.....	36
APPENDIX A DEFINITIONS.....	37-39
APPENDIX B PART II OFFENSES.....	41-43

This report provides crime statistics and analyses specific to Maui County. The complete *Crime in Hawaii, 2019* report, which will include statewide rate comparisons, plus data on police officers killed and assaulted, police department employee counts, and population estimates, will be available following submission of complete annual crime data from all four of Hawaii's county police departments. **Individual county reports will be superseded by *Crime in Hawaii, 2019* upon its publication.**

Caveats

Statistical crime reporting requires a number of rules to count events consistently. Multiple offenses may be committed in most opportunities for crime, and multiple charges may be attached to a single arrest. The statistics presented in this report were collected and compiled using the FBI's Hierarchy Rule that limits crime counts to only the most serious offense committed within an incident that is constrained by time and place, and limits arrest counts to only the most serious charge per booking. Therefore, some crimes may be underreported, e.g., if the victim is killed in a single-victim robbery situation, only murder is recorded, not the crime of robbery. Further details of the Hierarchy Rule are discussed in Footnote 1 on page 2.

The number of reported offenses corresponds to a victim count for only some types of offenses. Violent crimes generally employ the total victim count. Robberies, however, are counted by the incident, regardless of the number of victims. Property crimes also are generally counted by the incident, with the notable exceptions that a burglary is counted for each structure entered, and a motor vehicle theft for each vehicle stolen.

Some crimes are inherently difficult to classify. The Uniform Crime Reporting (UCR) definition of aggravated assault, for example, is complex and has been misinterpreted, resulting in large variations between agencies and between years.

These statistics were produced from the operations of Hawaii's four county police departments. Statistics of prosecutorial, court, and parole board decisions are reported separately, by those agencies.

It is strongly cautioned that year-to-year changes based on small numbers of events are likely to result in large percentage changes which typically are not as meaningful as they might appear at first glance.

An unappreciated difference in the time period covered by two different sets of statistics can lead to erroneous conclusions regarding underlying relationships. For example, an abrupt change in the "percent of offenses cleared" statistics, which link the volume of arrests to the volume of reported offenses, should be viewed with caution because offenses already reported in previous years may be counted as cleared, by arrest or exceptional means, in the current year. A clearance is further defined in Appendix A.

The distinction between resident and de facto population is a most important consideration in viewing *Crime in Hawaii*. Crime rates are based on the number of crimes per 100,000 residents. De facto population includes the number of persons physically present in the state: residents, tourists, and non-resident military personnel. Crime rates based on de facto population can be significantly different than rates based on resident population. The UCR program uses resident population to calculate crime rates for all states. However, because of Hawaii's relatively small resident population and large visitor population, crime rates based on resident population are much higher when compared to rates based on the actual number of people in the state.

These and other issues surrounding the collection and compilation of crime and arrest data can contribute to the misinterpretation of statistics presented in this report. We welcome the opportunity to address the validity of readers' interpretations involving these crime statistics. Please feel free to contact us:

Research & Statistics Branch
Crime Prevention and Justice Assistance Division
Department of the Attorney General
235 S. Beretania Street, Suite 401
Honolulu, Hawaii 96813

Tel: (808) 586-1150
Fax: (808) 586-1097
Web: ag.hawaii.gov/cpja/

THE UNIFORM CRIME REPORTING PROGRAM

BACKGROUND

The Uniform Crime Reporting (UCR) Program was initiated in 1930 by the International Association of Chiefs of Police (IACP) to meet a recognized need for a nationwide system to collect crime statistics. Since there are numerous differences in criminal codes throughout the United States, the UCR program uses a standard definition for each offense. Law enforcement agencies submit data in accordance to these definitions rather than state statutes. This standardization allows for inter-jurisdictional comparisons and internal validity of national totals.

The national UCR program is administered by the Federal Bureau of Investigation (FBI). Definitions of specific offenses, as well as reporting criteria, are contained in the FBI's *Summary Reporting System (SRS) User Manual*. The FBI provides report forms and training to city, county, and state law enforcement agencies. Crime data are collected by over 18,000 local enforcement agencies and reported to the FBI. The FBI assembles, publishes, and distributes a comprehensive annual publication entitled *Crime in the United States*, as well as periodic special reports.

In an effort to streamline procedures and provide consistency and comparability of data, the FBI promoted the development of state UCR programs. The purpose of the state-level UCR program is to collect data from local law enforcement agencies and assure compliance with standards developed jointly by the FBI and IACP.

Hawaii's UCR program was housed in the Judiciary from its inception in 1975 until 1981, when it was transferred to the Hawaii Criminal Justice Data Center, a Division of the Department of the Attorney General. In 1991, the program was transferred from the Data Center to the Research and Statistics Branch of the Crime Prevention Division, which in 1995 became the Crime Prevention and Justice Assistance Division.

The Research and Statistics Branch collects and reviews the UCR reports received from the four county police departments before forwarding the reports to the FBI. The Branch is also responsible for providing technical assistance to the contributing agencies, as well as serving as the FBI's single point of contact in the State of Hawaii.

CRIME STATISTICS

Consistent with the UCR objectives of providing the best representation of total crime and providing the most meaningful data to police departments, the UCR program collects data on reported offenses and arrests. It is widely understood that offenses known to police are an under-representation of the total number of crimes committed, and that a truly reliable measure of unreported crimes is difficult, if not impossible, to obtain. However, the use of reported offenses as official statistics can be verified and compared over time and between jurisdictions.

Because of their seriousness and frequency of occurrence, seven offenses were initially chosen by the IACP to comprise a Crime Index and serve as indicators of our nation's crime experience: murder and non-negligent manslaughter; rape; robbery; aggravated assault; burglary; larceny-theft; and motor vehicle theft. In 1979, a congressional mandate added arson

as the eighth Crime Index Offense.¹ In 2013, a reauthorization act mandated the FBI to add two human trafficking offenses, commercial sex act and involuntary servitude, as Part I offenses, totaling ten Crime Index offenses.

Information reported for Index Offenses includes: the number of crimes reported; the number of offenses cleared by arrest or by exceptional means;² the number of arrests, and the value of property destroyed by arson and taken in each of the remaining offenses, except aggravated assault. (By definition, property cannot be taken in an assault. An offense that begins as an assault but ends with property being taken is classified as robbery.) The ten Index Crimes plus the crime of negligent manslaughter are referred to as Part I Offenses. While complete information is collected on non-traffic related negligent manslaughters, this offense is rare and not mentioned in *Crime in the United States*. Part II Offenses include all other offenses, except traffic, not included in Part I. The national UCR program collects and reports only arrest data for Part II Offenses, while *Crime in Hawaii* additionally contains reported Part II Offense statistics.³ Total negligent manslaughter arrests, including traffic-related, are included in *Crime in Hawaii* with the Part II arrests.

Definitions of terms used in this report appear in Appendices A and B. More detailed descriptions of the UCR program can be obtained from the *Summary Reporting System (SRS) User Manual* published by the FBI. Trends in law enforcement officers killed and assaulted (LEOKA) are reported in Appendix C, and population estimates are noted in Appendix D. New data for cargo theft, effective 2014, are reported in Appendix E.

UCR program rules for classifying and counting crimes are somewhat complex and can, at times, even appear contradictory. Prior to delving into the pages that follow, first-time readers of *Crime in Hawaii* are encouraged to read the “Caveats” page. All readers are requested to review this page when attempting to answer questions about how crimes and arrests are counted and to contact us if their questions remain unanswered. Contact information is at the bottom of the “Caveats” page.

RECENT REVISIONS

In 2013, in addition to removing the word “forcible,” the FBI also approved revisions to the UCR Program’s definition of rape.⁴ The revised definition of rape is, “The penetration, no matter how slight, of the vagina or anus with any body part or object, or oral penetration by a

¹ Hawaii has collected arson offense data since 1980. The Hierarchy Rule does not apply to arson offenses. This means that all arsons which become known to the police are counted, so that crime incidents which include arson and one or more of the other Index Offenses are counted twice. As a result, the FBI does not include arsons in calculating and reporting total Index Crimes or property crimes and their respective crime rates. In order to remain consistent with federal reporting, Hawaii also does not include arsons in total Index Crimes and property crimes. Arson offenses are also not counted in the grand total of Index & Part II Offenses.

² An offense cleared by exceptional means is one in which the offender and his or her exact location are known to the law enforcement agency but, for reasons beyond the control of the agency, the offender cannot be arrested. See Appendix A for definition and examples.

³ See Appendix B for definitions of Part II offenses.

⁴ The State of Hawaii will continue to track rape data under the old, or legacy, definition until comparative trends have been established. This will only apply to offense data and not arrests.

sex organ of another person, without the consent of the victim.” This revised definition encompasses all genders as victims of rape and also includes the offenses of sodomy, and sexual assaults with an object, which were previously reported to the FBI only as arrests in the “other sex offenses” category. The old definition, which will be referred to as the legacy definition throughout this report, is defined as, “The carnal knowledge of a female forcibly and against her will.” The State of Hawaii commenced the collection of rape data per the revised definition on January 1, 2014.

Other than the addition of arson in 1979, the UCR program has been a stable and static source of crime statistics for the U.S., allowing for crime rate comparisons between police departments and states across the nation. The FBI recently directed the participating agencies to additionally report the following offenses and arrests to its UCR program:

In 2010, in response to the *USA Patriot Improvement and Re-authorization Act of 2005*, which required the Attorney General to report cargo theft as a separate category in the FBI’s UCR system, the FBI added the offense of cargo theft. Due to the low numbers of participating agencies reporting cargo theft to the FBI, the FBI has yet to publish a cargo theft report. The State of Hawaii required participating law enforcement agencies to commence the collection of cargo theft data in January 2014; these data are reported in Appendix E.

In 2013, in order to comply with the *William Wilberforce Trafficking Victims Protection Reauthorization Act of 2008*, the FBI added two more offenses to its Part I Crime Index track: “Human Trafficking–Commercial Sex Acts” and “Human Trafficking–Involuntary Servitude”. The Act also required the FBI to distinguish between assisting or promoting prostitution, purchasing prostitution, and prostitution, all of which are reported only as Part II arrests. The State of Hawaii initiated the human trafficking data collection in January 2014. In contrast to the FBI’s *Crime in the U.S.* report, which reports human trafficking data separately, the *Crime in Hawaii* report documents human trafficking offenses⁵ and arrests as Part I violent Index Crimes, as specified in the FBI’s *SRS User Manual*. Prostitution arrests are aggregated under the prostitution category, in line with the national report.

Lastly, the FBI revised the race categories in 2013 in accordance with a directive from the U.S. Government’s Office of Management and Budget. The “Asian/Pacific Islander” race category was separated into “Asian” and “Native Hawaiian or Other Pacific Islander” categories, which also necessitated the State of Hawaii to add “Other Asian” and “Other Pacific Islander” subcategories to its expanded list of Asian and Pacific Islander subcategories.

NATIONAL INCIDENT-BASED REPORTING SYSTEM

The FBI announced the discontinuation of the SRS version of the nationwide UCR Program, effective January 1, 2021. Only the National Incident-Based Reporting System (NIBRS) version will continue thereafter (see <https://ucr.fbi.gov/nibrs-overview>). With the assistance of the FBI and other federal agencies, the Hawaii UCR Program entered the certification phase for its NIBRS data repository system in late 2018. For more information on the effects of NIBRS on crime statistics, please visit https://ucr.fbi.gov/nibrs/2014/resource-pages/effects_of_nibrs_on_crime_statistics_final.pdf.

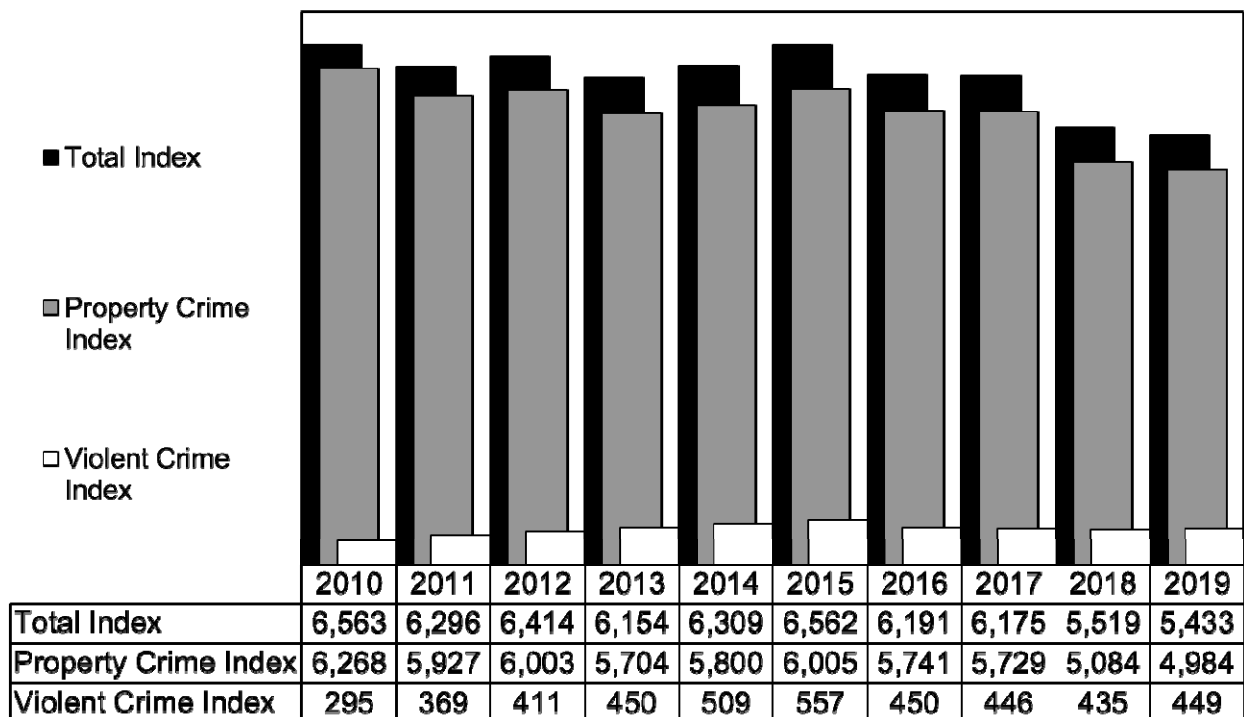
⁵ As in the case for arson, the Hierarchy Rule does not apply to human trafficking offenses, thus all instances of human trafficking are reported. Human trafficking offenses are not included in the total Index Crime count, violent Index Crime, or the grand total of Index & Part II Offenses.

In 2019, the total number of Index Crimes reported in Maui County decreased 1.6%; violent crimes increased 3.2%, and property crimes decreased 2.0%. The number of reported crimes decreased in 2019 for four Index Crime categories: murder, 80.0%; rape, 3.5%; burglary, 23.2%; and motor vehicle theft, 4.6%. The number of reported crimes increased for five Index Crime categories: robbery, 26.4%; aggravated assault, 3.0%; larceny-theft, 2.9%; and arson, 4.9%, while there was one report of human trafficking – commercial sex acts for 2019, versus none reported for 2018. No instances of human trafficking – involuntary servitude were reported for Maui County in 2019 or 2018.

During the past 10 years, the population of Maui County increased 8.5%, and the total number of reported Index Crimes decreased 17.2%, violent crimes increased 52.2%, and property crimes decreased 20.5%.

The table on the following page lists the numbers of reported offenses, excluding traffic, in Maui County from 2010 to 2019.

**Total Reported Index Offenses
Maui County, 2010-2019**



Reported Offenses Maui County, 2010-2019

	2010	2011	2012	2013	2014	2015	2016	2017	2018	2019
Total Index	6,563	6,296	6,414	6,154	6,309	6,562	6,191	6,175	5,519	5,433
Violent Crime Index	295	369	411	450	509	557	450	446	435	449
Murder	1	2	5	1	4	4	5	2	5	1
Rape*					89	94	77	95	114	110
Rape (legacy)*	34	54	44	45	49**	62**	53**	55**	68**	75**
Robbery	77	86	115	97	80	113	68	67	53	67
Aggravated Assault	183	227	247	307	336	346	300	282	263	271
Property Crime Index	6,268	5,927	6,003	5,704	5,800	6,005	5,741	5,729	5,084	4,984
Burglary	1,091	1,059	1,067	948	1,046	1,007	978	906	751	577
Larceny-Theft	4,395	4,203	4,419	4,314	4,184	4,416	4,046	4,016	3,640	3,746
Motor Vehicle Theft	782	665	517	442	570	582	717	807	693	661
Arson	61	79	73	87	57	108	150	109	122	128
Human Trafficking - Commercial Sex Acts					0	0	0	0	0	1
Human Trafficking - Involuntary Servitude					0	0	0	0	0	0

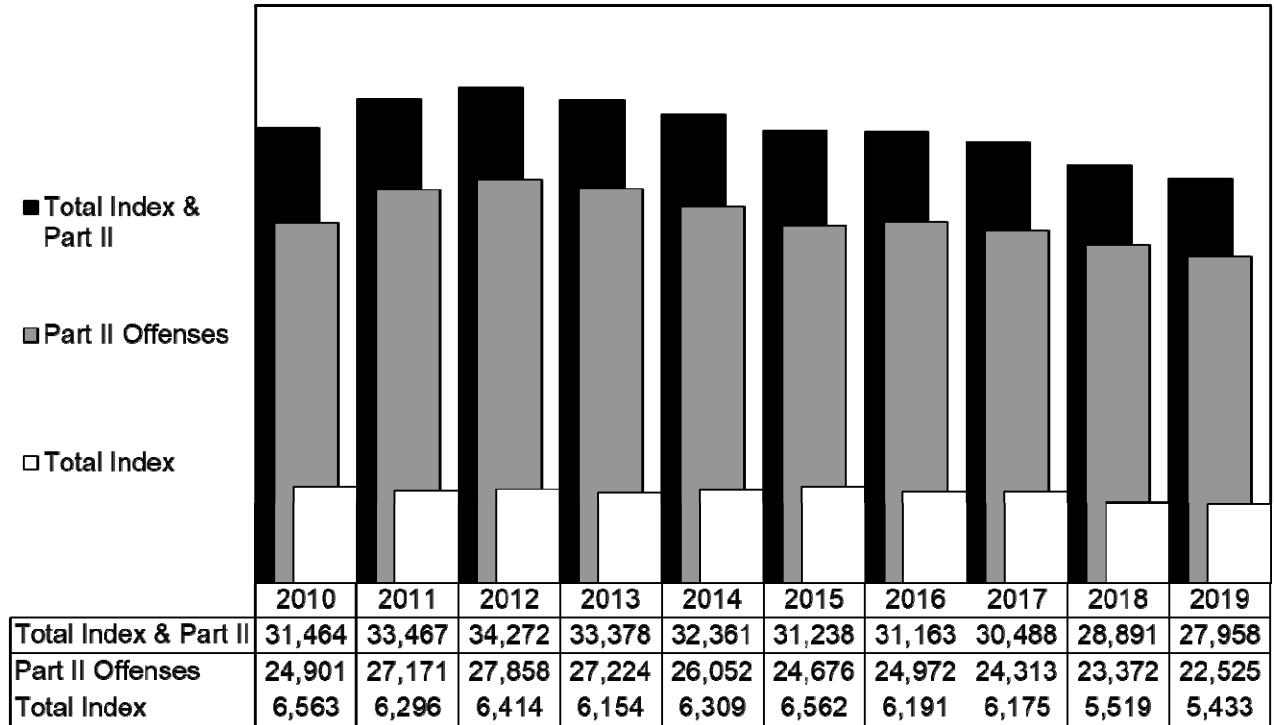
	2010	2011	2012	2013	2014	2015	2016	2017	2018	2019
Part II Offenses	24,901	27,171	27,858	27,224	26,052	24,676	24,972	24,313	23,372	22,525
Total Index & Part II	31,464	33,467	34,272	33,378	32,361	31,238	31,163	30,488	28,891	27,958

Note: Violent Crime Index, Property Crime Index, Part II Offenses, and Total Index and Part II offenses exclude arson and human trafficking offenses.

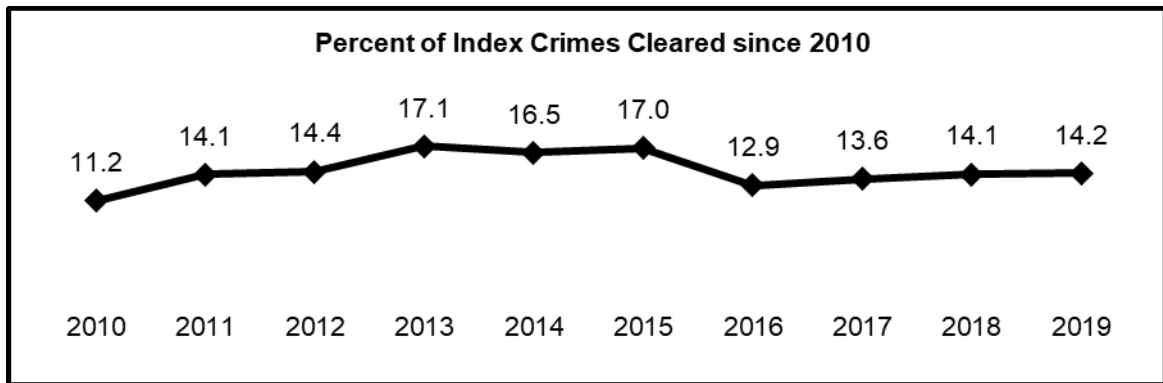
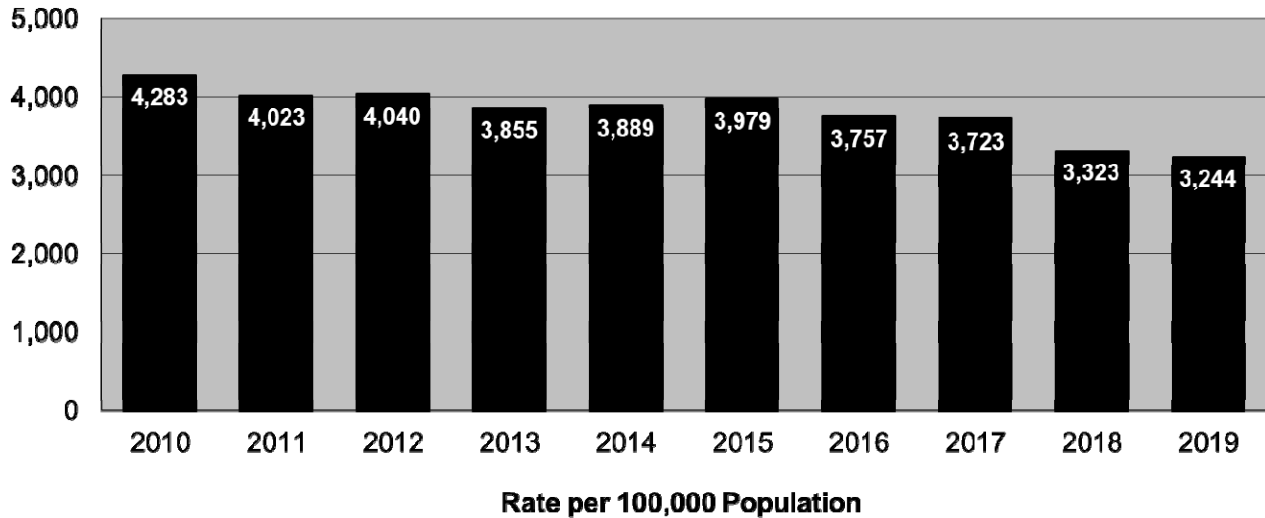
** On January 1, 2014, the State of Hawaii commenced the collection of rape data using the FBI's revised definition (see pages 3 and 15 for more details).*

***The total number of rapes under the legacy definition in 2014 is not separately included in the Violent Crime Index, Total Index, and Total Index & Part II offenses. It is, however, already included in the rape count under the revised definition.*

**Total Reported Index & Part II Offenses
Maui County, 2010-2019**



Total Index Crime Rate, Maui County, 2010-2019



Index Crimes - Murder, rape, robbery, aggravated assault, burglary, larceny-theft, motor vehicle theft, and arson. However, due to a different method of counting, arson and human trafficking offenses are not included in the totals of reported Index Crimes and Index & Part II Offenses.

From 2018 to 2019:

- Reported Index Crimes decreased 2.4% in rate.

Comparing 2019 to 2010:

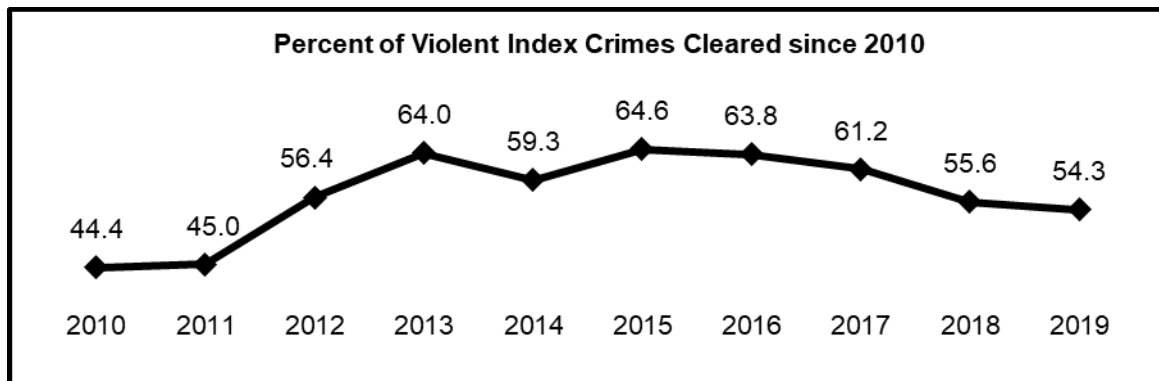
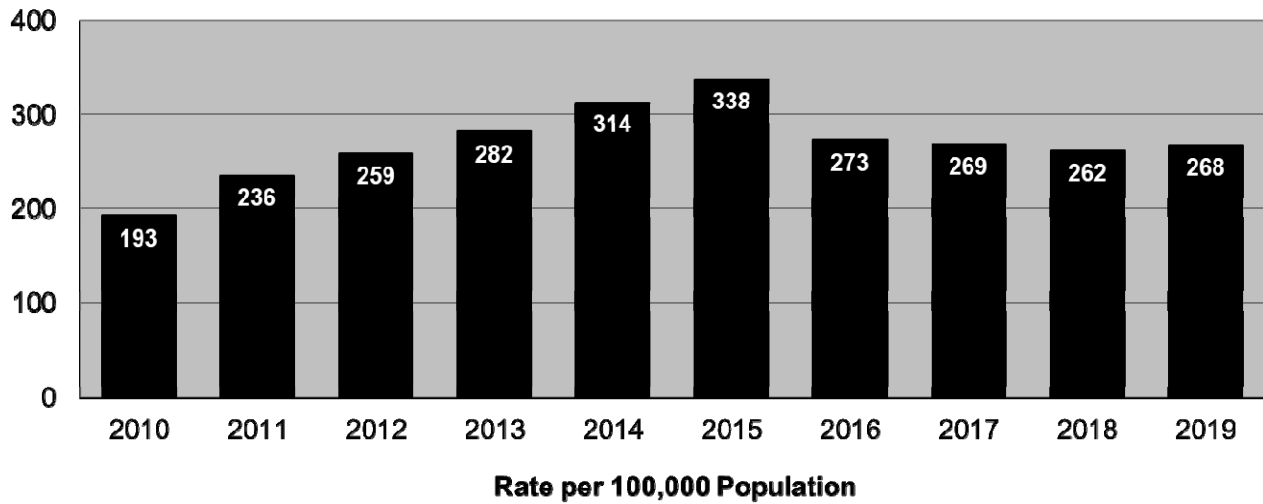
- The Index Crime rate decreased 24.3%.

In 2019, of the 5,433 Index Crimes reported:

- Property crimes accounted for 91.7% (4,984).
- Violent crimes accounted for 8.3% (449).

Maui County's total Index Crime rate in 2019 was at its lowest level on record since the start of statewide data collection in 1975.

Violent Crime Rate, Maui County, 2010-2019



Violent Crimes - Murder, rape, robbery, and aggravated assault. Human trafficking - commercial sex acts and human trafficking - involuntary servitude are also violent crimes; however, due to a different method of counting, they are not included in the totals of violent crimes, Index Crimes, and total Index & Part II Offenses.

From 2018 to 2019:

- The rate of reported violent crimes increased 2.4%.

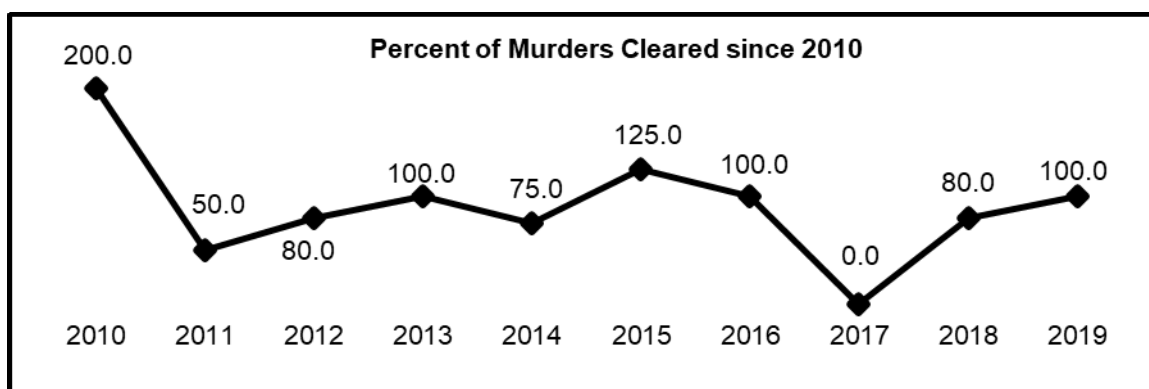
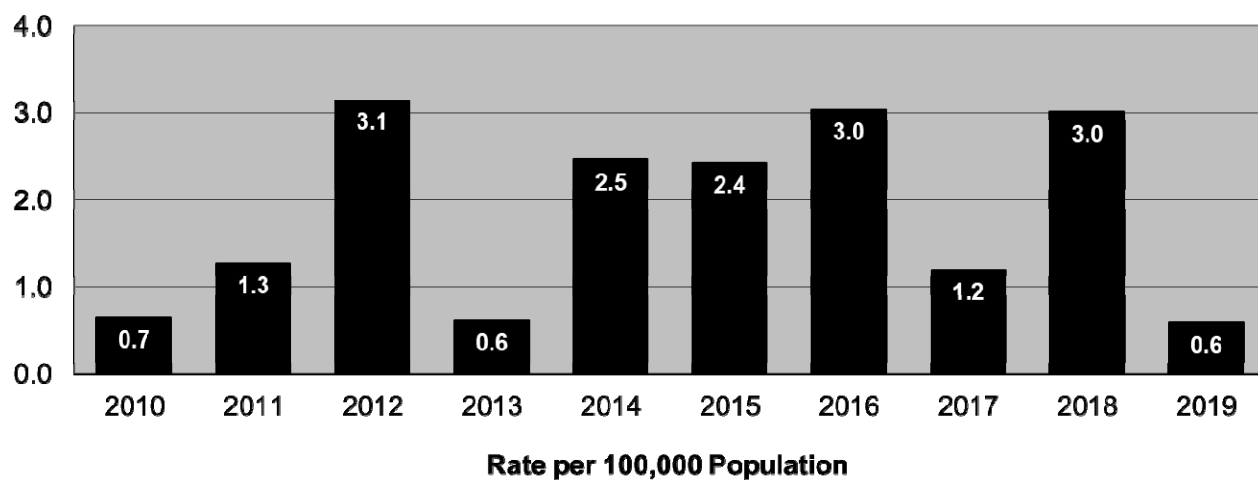
Comparing 2019 to 2010:

- The violent crime rate increased 39.3%.

In 2019, of the 449 violent crimes reported:

- Aggravated assault accounted for 60.4% (271).
- Rape accounted for 24.5% (110).
- Robbery accounted for 14.9% (67).
- Murder accounted for 0.2% (1).

Murder Rate, Maui County, 2010-2019



Murder - The willful killing of one human being by another.

From 2018 to 2019:

- The murder rate decreased 80.2%, with 5 murders reported in 2018, versus 1 reported in 2019.

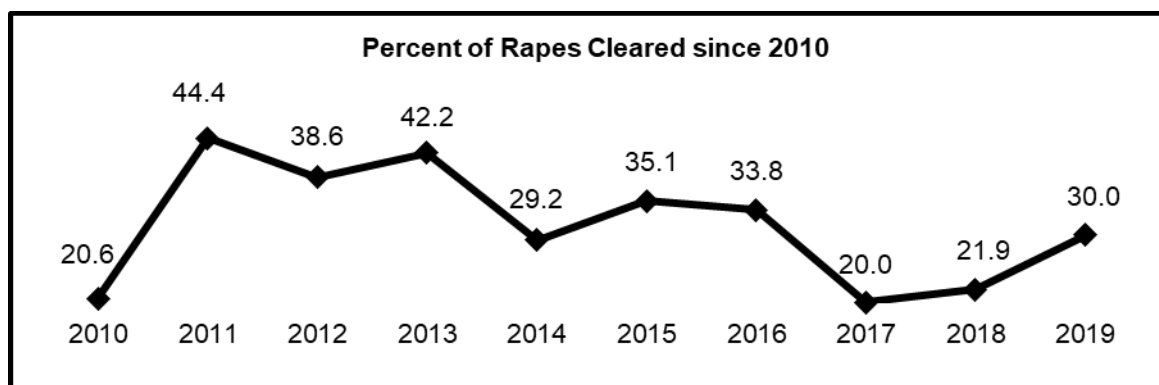
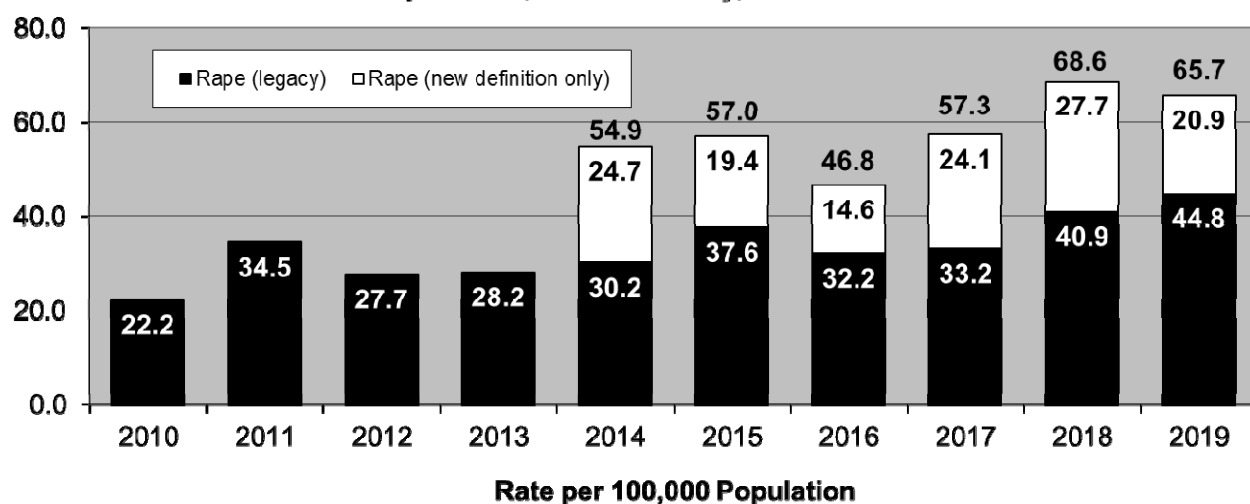
Comparing 2019 to 2010:

- The murder rate decreased 8.5%, with 1 murder reported in 2010 and 1 murder reported in 2019.

In 2019, of the 1 reported murder:

- Strongarm weapons (hands, fists, feet, etc.) were involved in 100.0% (1).

Rape Rate, Maui County, 2010-2019



Rape (legacy)* - The carnal knowledge of a female forcibly and against her will. Assaults or attempts to commit rape by force or threat of force are included.

Rape (revised)* - Penetration, no matter how slight, of the vagina or anus with any body part or object, or oral penetration by a sex organ of another person, without the consent of the victim.

From 2018 to 2019:

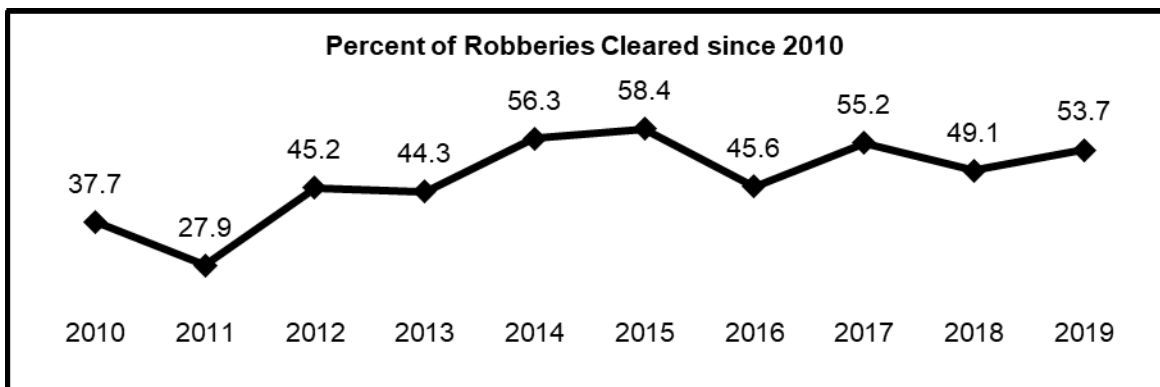
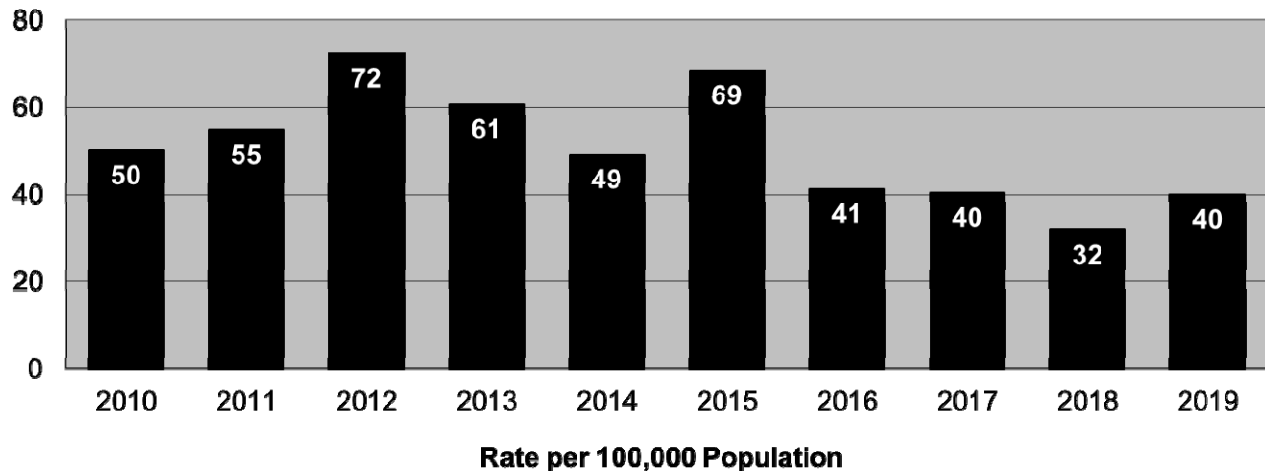
- Rapes decreased by 4.3% in rate.

Comparing 2019 to 2010:

- The rape rate, based on the legacy definition, increased 101.8%.

**Note: On January 1, 2014, the State of Hawaii began collecting rape data under the FBI's revised definition. The State of Hawaii will continue to also collect rape data under the old, or legacy, definition so that comparative trends can be established. See pages 2-3 for more information.*

Robbery Rate, Maui County, 2010-2019



Robbery - The taking or attempting to take anything of value from the care, custody, or control of a person or persons by force or threat of force or violence and/or by putting the victim in fear.

From 2018 to 2019:

- The rate of reported robberies increased 25.4%.

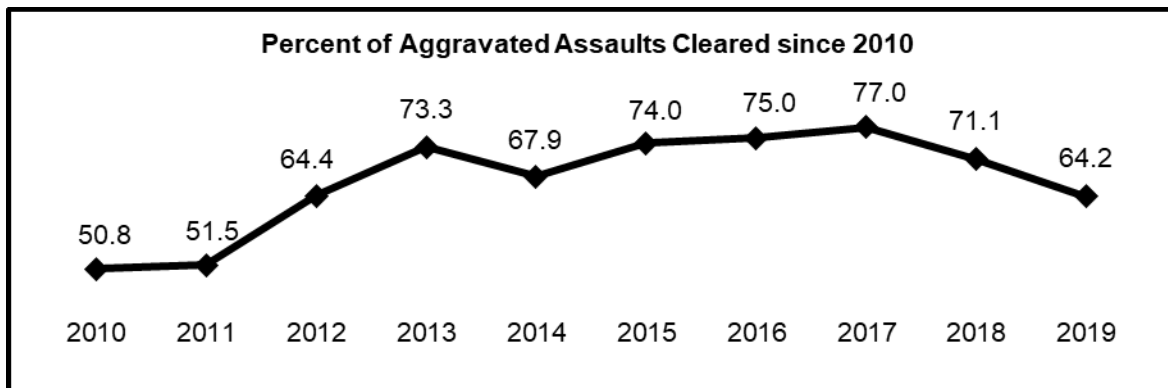
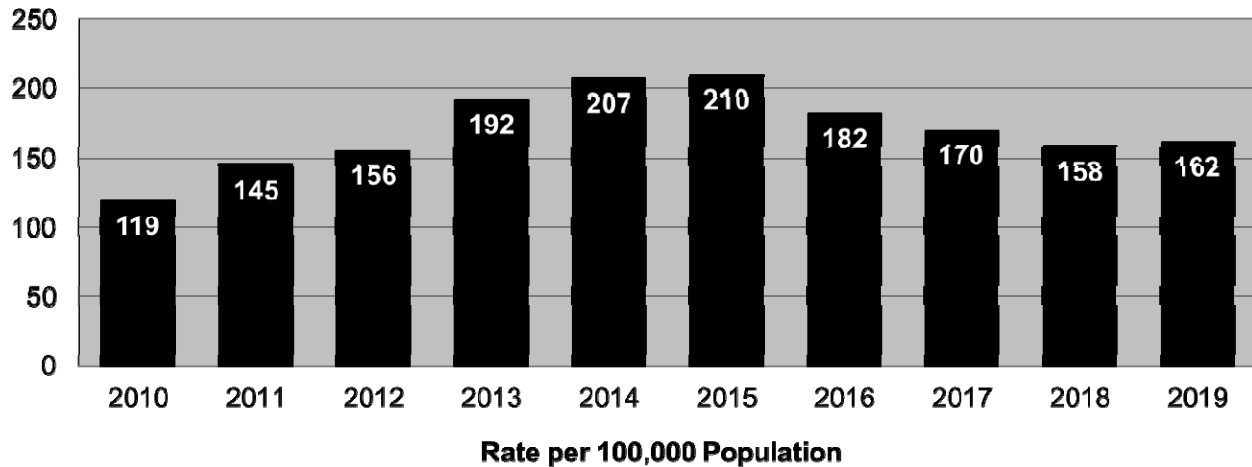
Comparing 2019 to 2010:

- The robbery rate decreased 20.4%.

In 2019, of the 67 robberies reported:

- Strongarm weapons (hands, fists, feet, etc.) were involved in 64.2% (43).
- Other dangerous instruments were involved in 14.9% (10).
- Firearms were involved in 11.9% (8).
- Knives or cutting instruments were involved in 9.0% (6).

Aggravated Assault Rate, Maui County, 2010-2019



Aggravated Assault - The unlawful attack or attempted attack by one person upon another for the purpose of inflicting severe or aggravated bodily injury. This type of assault is usually accompanied by the use of a weapon or by means likely to produce death or great bodily harm.

From 2018 to 2019:

- Reported aggravated assaults increased 2.2% in rate.

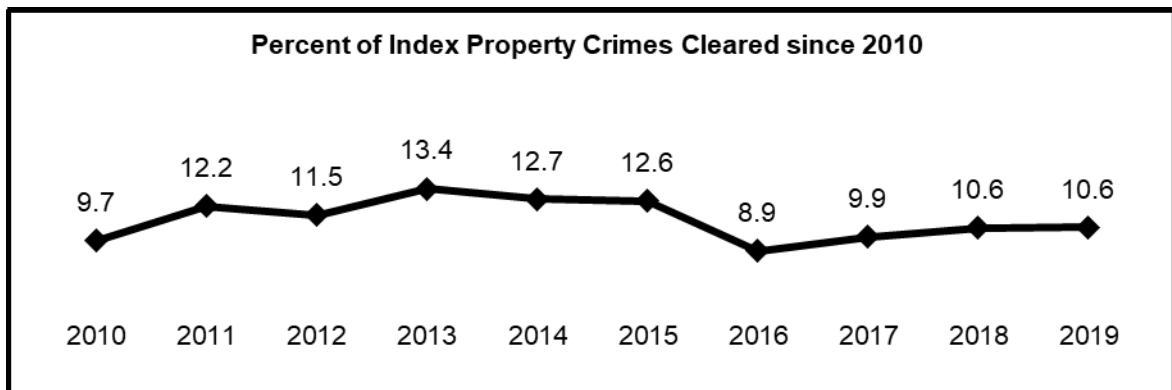
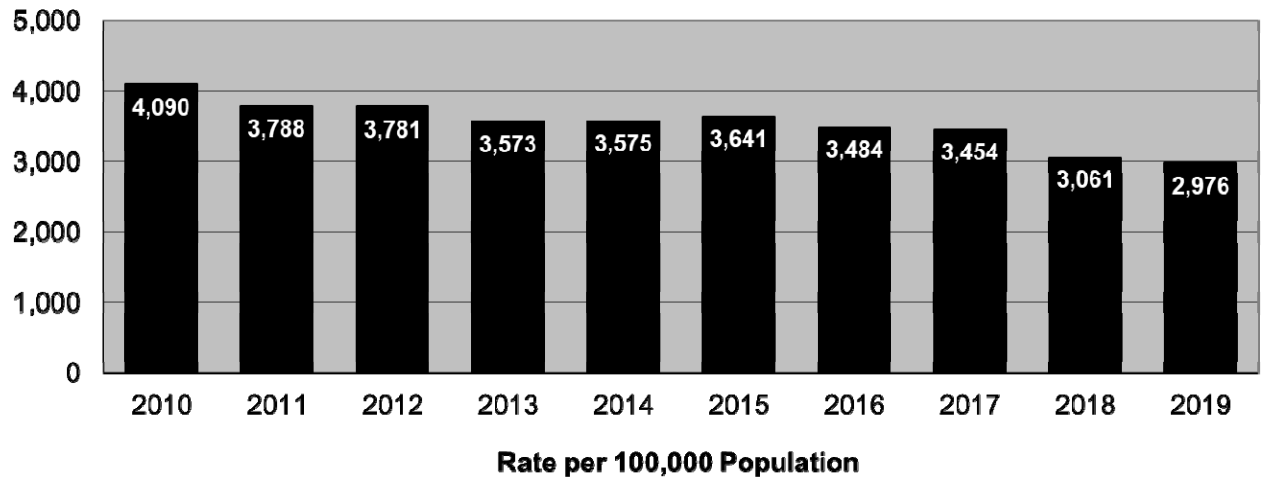
Comparing 2019 to 2010:

- The reported aggravated assault rate increased 35.5%.

In 2019, of the 271 aggravated assaults reported:

- Strongarm weapons (hands, fists, feet, etc.) were used in 52.8% (143).
- Other dangerous instruments were involved in 35.0% (95).
- Knives or cutting instruments were involved in 8.9% (24).
- Firearms were involved in 3.3% (9).

Property Crime Rate, Maui County, 2010-2019



Property Crimes - Burglary, larceny-theft, and motor vehicle theft. Arson is also a property crime; however, due to a different method of counting, it is not included in the totals of property crimes, Index Crimes, and total Index & Part II Offenses.

From 2018 to 2019:

- Reported property crimes decreased 2.8% in rate.

Comparing 2019 to 2010:

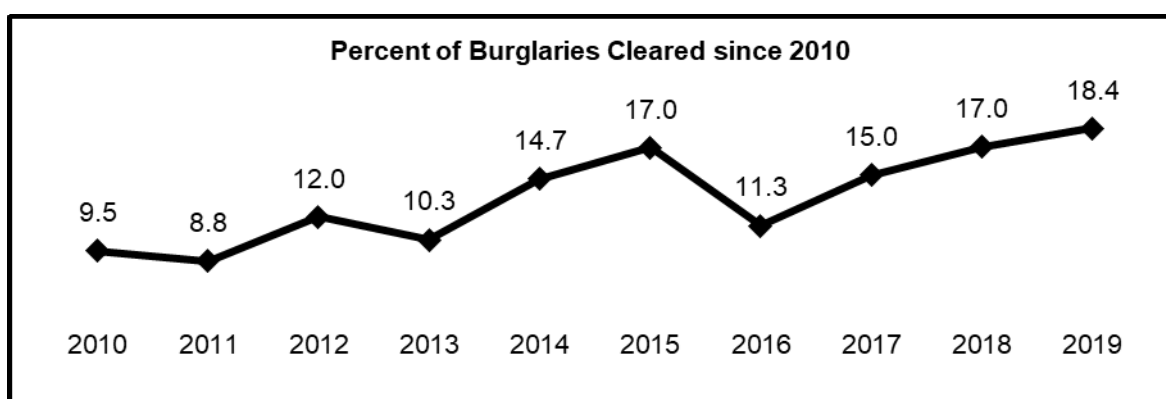
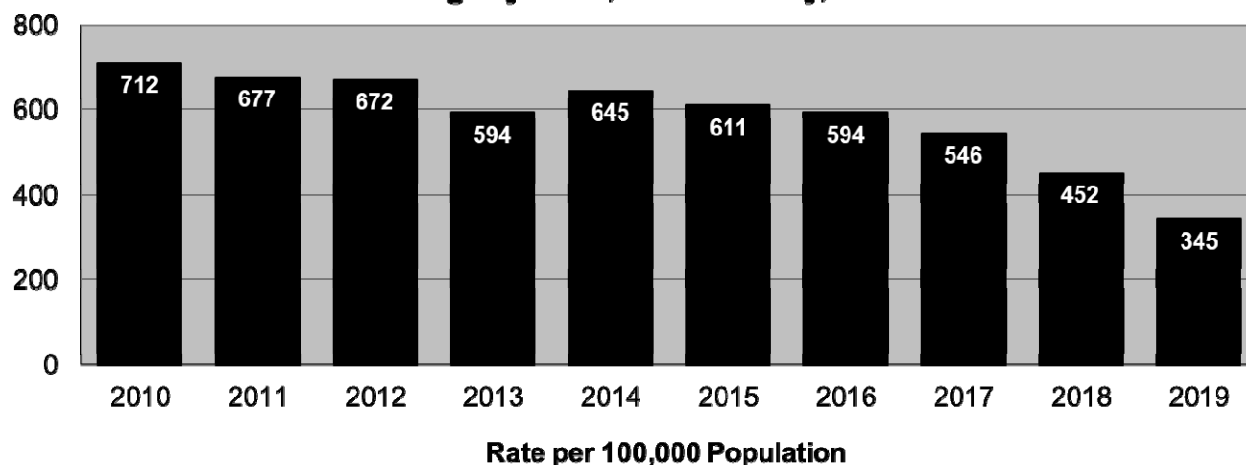
- The property crime rate decreased 27.2%.

In 2019, of the 4,984 property crimes reported:

- Larceny-theft accounted for 75.2% (3,746).
- Burglary accounted for 11.6% (577).
- Motor vehicle theft accounted for 13.2% (661).

Maui County's property crime rate in 2019 was at its lowest level on record since the start of statewide data collection in 1975.

Burglary Rate, Maui County, 2010-2019



Burglary - The unlawful entry of a structure to commit a felony or a theft. Attempted burglary is included.

From 2018 to 2019:

- The rate of reported burglaries decreased 23.8%.

Comparing 2019 to 2010:

- The burglary rate decreased 51.6%.

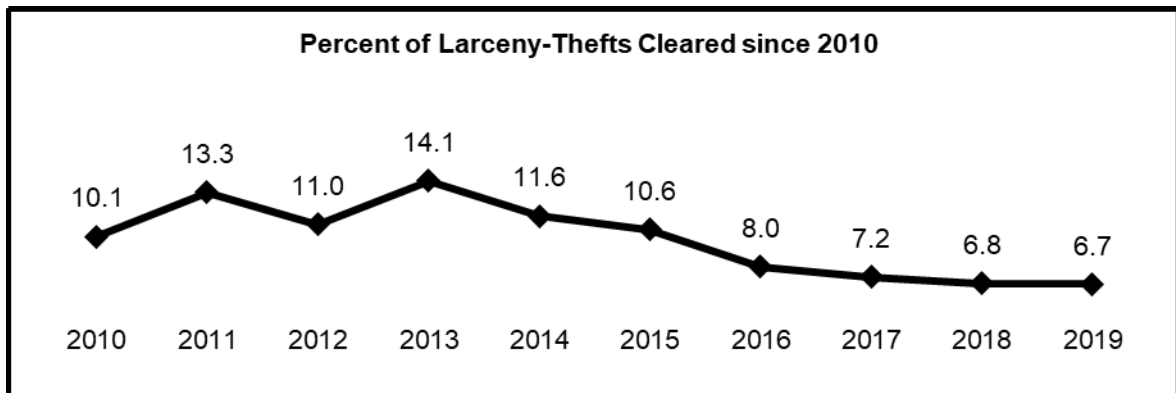
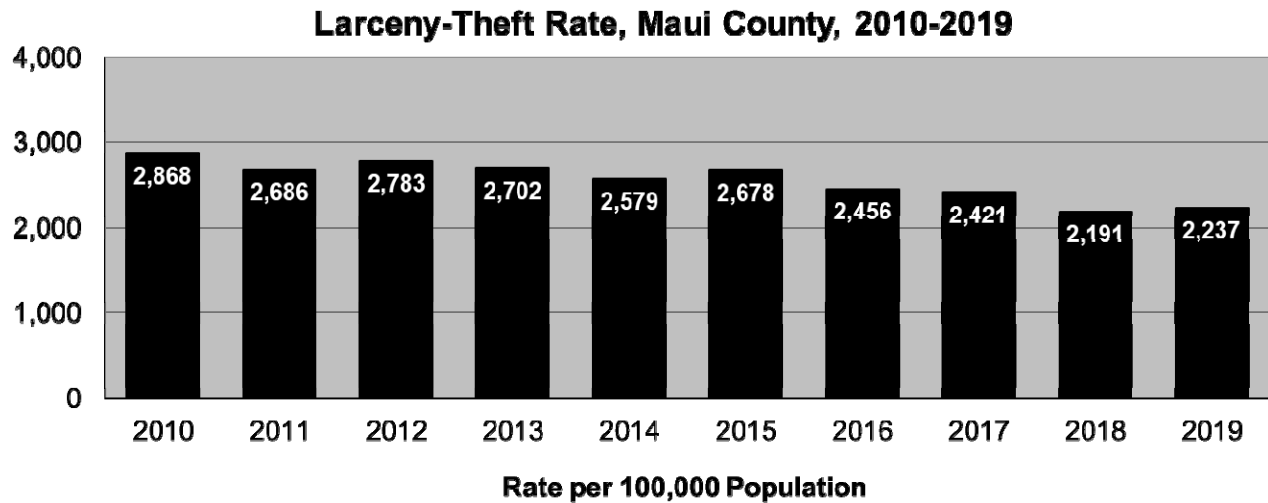
In 2019, of the 577 burglaries and attempted burglaries reported:

- Burglary accounted for 94.5% (545).
- Attempted burglary accounted for 5.5% (32).

In 2019, of the 545 burglaries that were reported:

- Structures entered without force accounted for 53.6% (292).
- Structures entered by force accounted for 46.4% (253).

Maui County's burglary rate in 2019 was at its lowest level on record since the start of statewide data collection in 1975.



Larceny-theft - The unlawful taking, carrying, leading, or riding away of property from the possession or constructive possession of another.

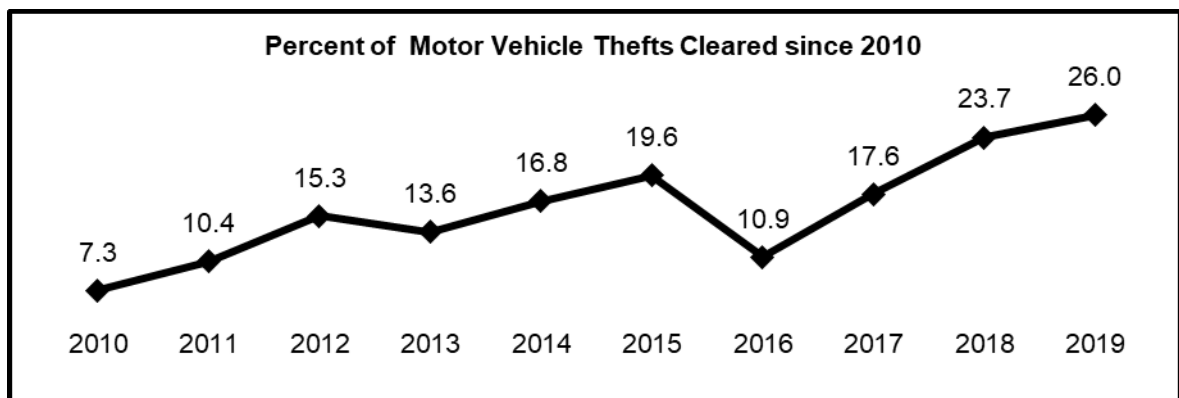
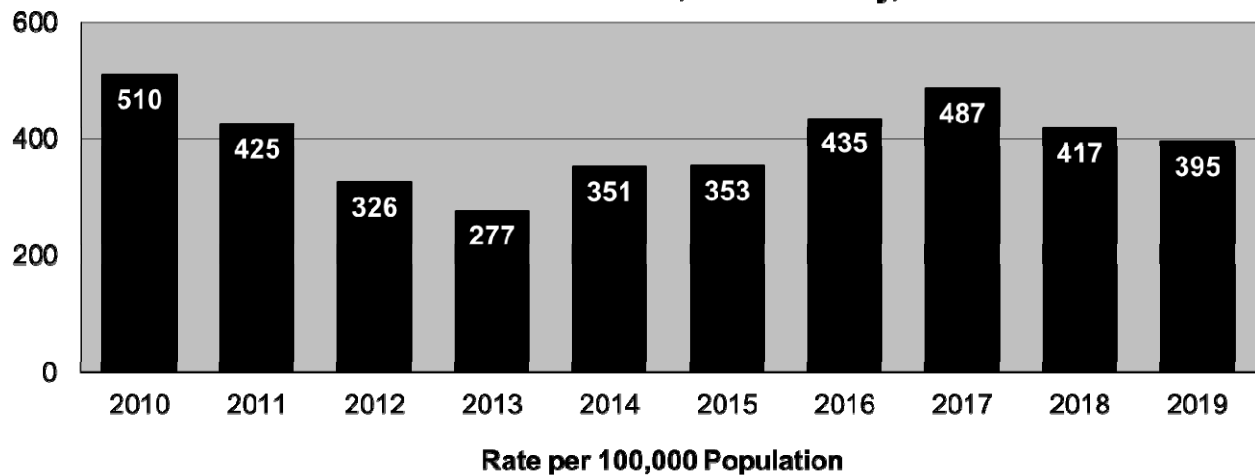
From 2018 to 2019:

- The rate of reported larceny-thefts increased 2.1%.

Comparing 2019 to 2010:

- The larceny-theft rate decreased 22.0%.

Motor Vehicle Theft Rate, Maui County, 2010-2019



Motor Vehicle Theft - The theft or attempted theft of a motor vehicle.

From 2018 to 2019:

- Reported motor vehicle thefts decreased 5.4% in rate.

Comparing 2019 to 2010:

- The motor vehicle theft rate decreased 22.7%.

In 2019, of the 661 motor vehicle thefts reported:

- Autos accounted for 34.3% (227).
- Trucks and buses accounted for 38.3% (253). Included in this category are pickup trucks and vans.
- Other vehicles accounted for 27.4% (181). Included in this category are motorcycles, mopeds, and golf carts.

Value of Property Stolen by Type of Offense

Maui County, 2019

OFFENSE	# OF OFFENSES	PROPERTY VALUE	% OF TOTAL
MURDER	1	\$ -	0.0
RAPE	110	\$ 270	0.0
ROBBERY TOTAL	67	\$ 1,270,676	9.8
Highway	13	\$ 9,194	0.1
Commercial House	7	\$ 1,202,355	9.3
Service Station	0	\$ -	0.0
Convenience Store	3	\$ 421	0.0
Residence	9	\$ 36,330	0.3
Bank	0	\$ -	0.0
Miscellaneous	35	\$ 22,376	0.2
BURGLARY TOTAL	577	\$ 1,831,652	14.2
Residence - Night	55	\$ 151,669	1.2
Residence - Day	107	\$ 313,065	2.4
Residence - Unknown	143	\$ 821,442	6.3
Non-Residence - Night	55	\$ 91,664	0.7
Non-Residence - Day	47	\$ 51,783	0.4
Non-Residence - Unknown	170	\$ 402,029	3.1
LARCENY-THEFT TOTAL	3,746	\$ 5,590,638	43.2
Pocket Picking	6	\$ 2,175	0.0
Purse Snatching	5	\$ 2,641	0.0
Shoplifting	634	\$ 206,325	1.6
From Motor Vehicles	745	\$ 740,352	5.7
Motor Vehicle Parts	60	\$ 39,883	0.3
Bicycles	44	\$ 13,192	0.1
From Buildings	137	\$ 141,926	1.1
Coin Machines	2	\$ 822	0.0
All Others	2,113	\$ 4,443,322	34.3
MOTOR VEHICLE THEFT	661	\$ 4,251,203	32.8
GRAND TOTAL	5,162	\$ 12,944,439	100%

Note: Due to rounding, individual percentages may not resolve with subtotals and total.

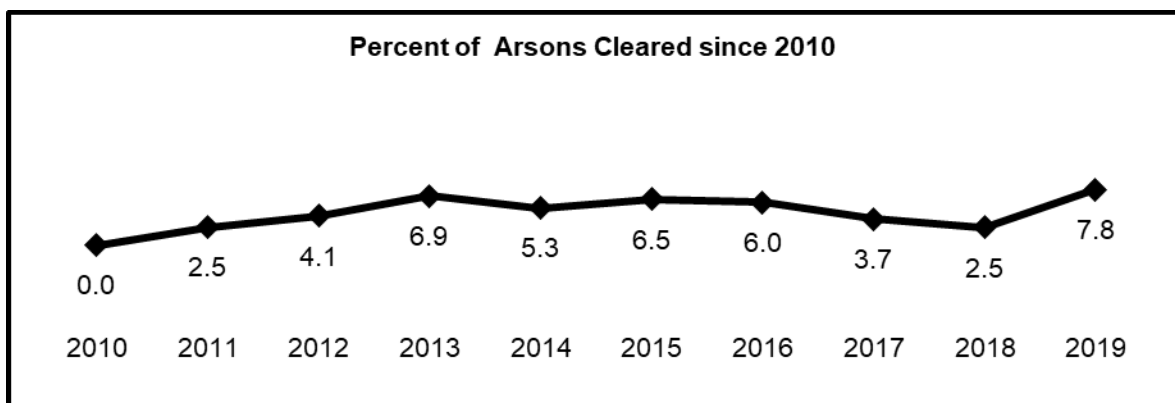
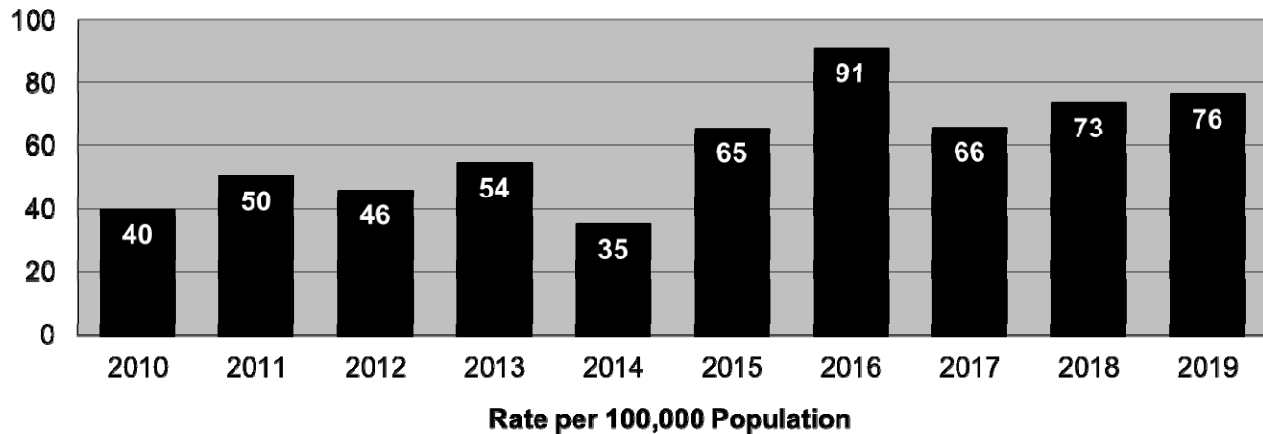
Value of Property Stolen & Recovered
Maui County, 2019

Property Type	Amount Stolen	Amount Recovered	% Recovered
Money - Notes	\$3,590,445	\$25,122	0.7
Jewels	\$2,156,233	\$52,235	2.4
Clothing - Furs	\$352,015	\$12,695	3.6
Motor Vehicles	\$4,421,246	\$3,834,918	86.7
Office Equipment	\$149,525	\$22,595	15.1
Televisions - Radios	\$210,568	\$24,543	11.7
Firearms	\$6,524	\$3,965	60.8
Household Goods	\$8,928	\$3,796	42.5
Consumable Goods	\$33,484	\$6,447	19.3
Livestock	\$1,800	\$0	0.0
Miscellaneous	\$2,013,671	\$559,193	27.8
TOTAL	\$12,944,439	\$4,545,509	35.1%

Total Value of Property Stolen in Larceny-Thefts, by Value Lost per Offense
Maui County, 2019

Value Lost per Offense	# of Offenses	Total Property Value	% of Lost Value
\$200 or Over	1,727	\$5,470,580	97.9
\$50 to \$200	936	\$103,872	1.9
Under \$50	1,083	\$16,186	0.3
Total	3,746	\$5,590,638	

Arson Rate, Maui County, 2010-2019



Arson - Any willful or malicious burning or attempt to burn, with or without intent to defraud, a dwelling, house, public building, motor vehicle or aircraft, personal property of another, etc.

From 2018 to 2019:

- The reported arson rate increased 4.1%.

Comparing 2019 to 2010:

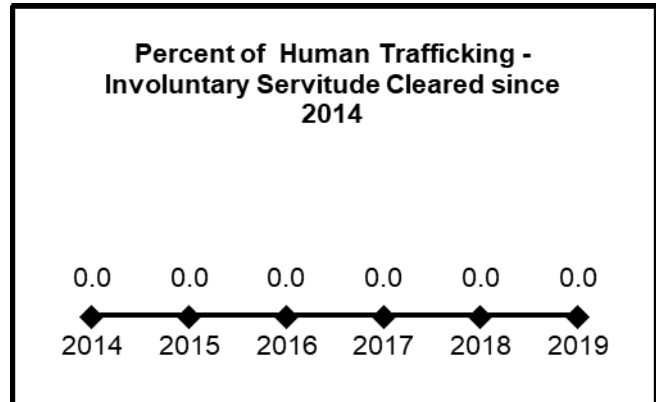
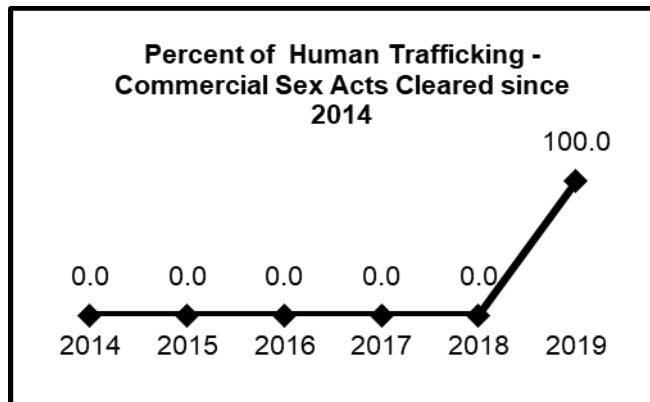
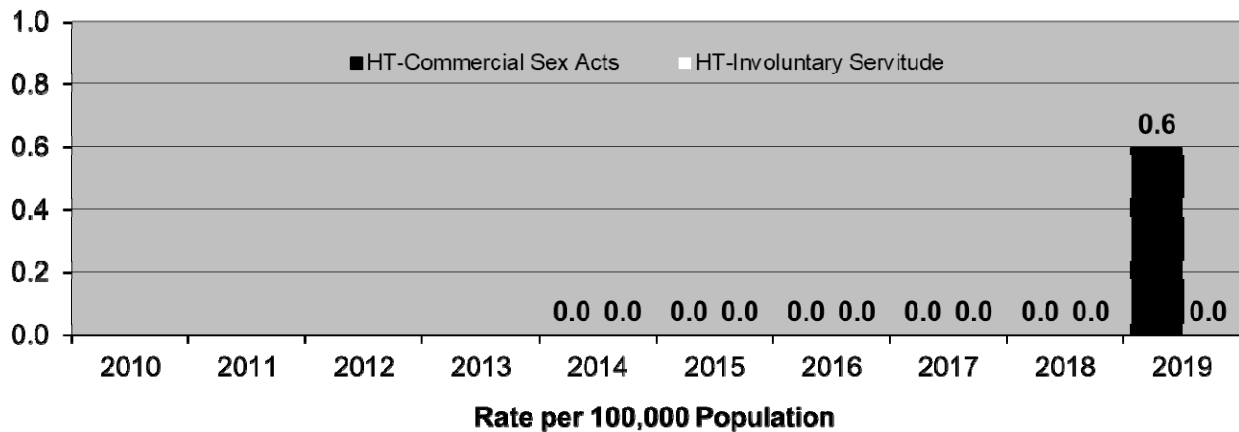
- The arson rate increased 92.0%.

Value of Property Destroyed by Arson
Maui County, 2019

Property Type	# of Offenses (% of Total)	Property Value (% of Total)
Structure Total	6 (4.7)	\$658,200 (84.7)
Single Occupancy Residential	1 (0.8)	\$505,000 (65.0)
Other Residential	2 (1.6)	\$133,000 (17.1)
Storage	0 (0.0)	\$0 (0.0)
Industrial / Manufacturing	0 (0.0)	\$0 (0.0)
Other Commercial	1 (0.8)	\$200 (0.0)
Community / Public	0 (0.0)	\$0 (0.0)
All Other Structures	2 (1.6)	\$20,000 (2.6)
Mobile Total	72 (56.3)	\$113,150 (14.6)
Motor Vehicles	72 (56.3)	\$113,150 (14.6)
Other Mobile Property	0 (0.0)	\$0 (0.0)
Other	50 (39.1)	\$5,770 (0.7)
TOTAL	128	\$777,120

Note: Due to rounding, individual percentages may not resolve with subtotals and total.

Human Trafficking Rate, Maui County, 2014-2019



Commercial Sex Acts* - Inducing a person by force, fraud, or coercion to participate in commercial sex acts, or in which the person induced to perform such act(s) has not attained 18 years of age.

Involuntary Servitude* - The obtaining of a person(s) through recruitment, harboring, transportation, or provision, and subjecting such person(s) by force, fraud, or coercion into involuntary servitude, peonage, debt bondage, or slavery (not to include commercial sex acts).

From 2018 to 2019:

- No reports of human trafficking-commercial sex act were reported in 2018, as compared to one reported in 2019.
- No reports of human trafficking-involuntary servitude were reported for Maui County in 2018 or 2019.

**Note: On January 1, 2014, the State of Hawaii began collecting data for human trafficking-commercial sex acts, and human trafficking-involuntary servitude. See page 3 for more information.*

ARREST STATISTICS

Arrest data, including the age, sex, and race/ethnicity of the arrestees, are reported by county law enforcement agencies for all violations except most traffic offenses¹. The UCR Program requires that an arrest be counted on each separate occasion a person is taken into custody, notified, or cited. As such, arrest figures do not measure the number of individual people arrested, since one person may be arrested several times during the year, for the same or different types of offenses.

Only the most serious offense is recorded for each arrest. The offenses are divided into two categories: Index Offenses, including murder, rape, robbery, aggravated assault, burglary, larceny-theft, motor vehicle theft, arson, and the two human trafficking offenses: commercial sex acts and involuntary servitude; and Part II Offenses, comprised of all other offenses, including manslaughter by negligence². Definitions of Index Offenses and Part II Offenses are included in Appendices A and B, respectively.

In 2013, the FBI separated its “Asian or Pacific Islander” race category into two distinct groups: “Asian” and “Native Hawaiian or Other Pacific Islander”. Categories typically employed by the FBI and elsewhere in the nation are restrictive to the following: White, Black, American Indian or Alaskan Native, Asian, and Native Hawaiian or Other Pacific Islander. In this report, race and ethnicity data are presented using additional categories relevant to Hawaii: White, Black, American Indian or Alaskan Native (“Indian” in the tables), Chinese, Japanese, Filipino, Korean, Other Asian, Hawaiian, Samoan, and Other Pacific Islander.

The status offenses of truancy and ungovernability are included in the Part II arrest category of “All Other Offenses” for juveniles. The role that these status offenses play in any examination of juvenile arrest trends should be seriously considered. For example, in 2007, there were 5,214 arrests statewide for the specified status offenses, accounting for 46.4% of juvenile arrests for Part II Offenses, and 38.8% of all juvenile arrests. Thus, status offense arrests weigh heavily into the calculation of juvenile arrest totals and trends, and any adult-to-juvenile comparison based on traditional Part II totals will be biased in favor of adults.

¹ Contrary to the UCR rule in which reported offenses of negligent manslaughter are tallied for non-traffic cases only, arrest totals for this offense include both traffic and non-traffic cases.

² The division of crime categories is sometimes still made between Part I, an older term that encompassed Index Offenses plus manslaughter by negligence, and Part II, which includes all other offenses. The sections herein on reported offenses (pages 5-99) and arrests (pages 101-171) include manslaughter by negligence with the Part II Offenses for two reasons: 1) the current emphasis of the UCR Program, and this report, is on Index Offenses (which exclude manslaughter by negligence) rather than Part I Offenses; and 2) the FBI’s national report, *Crime in the United States*, groups arrest data by Index Offenses and all other offenses — arrests for manslaughter by negligence are excluded.

Two types of human trafficking offenses, commercial sex acts and involuntary servitude, were added to this report in 2014. The arrest counts for these categories are reported with the violent crime sections throughout this report. Prostitution, a Part II offense, was broken down into three categories: prostitution, assisting or promoting prostitution, and purchasing prostitution. In line with the FBI's *Crime in the U.S.* report, arrests for these three categories are combined and reported as "Prostitution."

AN IMPORTANT NOTE ABOUT ARREST DATA FOR RAPE

The State of Hawaii began collecting data per the FBI's revised definition of rape in 2014 (see page 3 for more information). A distinction between rape cases collected under the revised and the legacy definition is only noted for data on reported offenses. The rape category for arrest data accounts for all rape arrests regardless of which definition is applied.

NATIONAL INCIDENT-BASED REPORTING SYSTEM

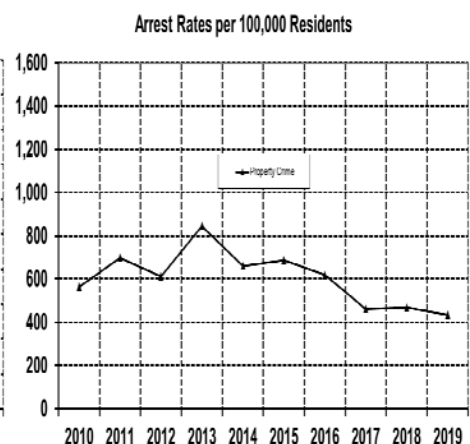
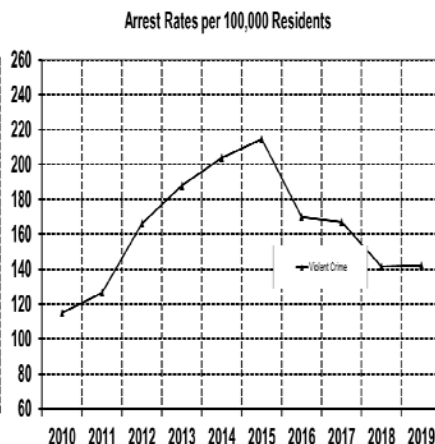
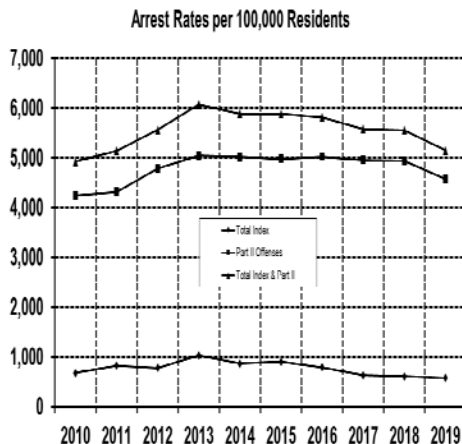
Although the "unknown" race category is an acceptable entry in NIBRS, the FBI's *Crime in the US* report does not convert this category for summary-based data. For Hawaii's UCR Program, the "unknown" race code has been added as an acceptable field for NIBRS-certified agencies only.

Total Arrests Maui County, 2010-2019

	2010	2011	2012	2013	2014	2015	2016	2017	2018	2019
Total Index	1,039	1,290	1,236	1,650	1,403	1,487	1,299	1,042	1,012	967
Violent Crime Index	176	198	264	300	331	354	280	277	235	238
Murder	3	1	4	1	3	5	7	0	4	3
Rape*	21	26	18	19	24	33	27	17	24	30
Robbery	35	33	76	57	63	75	32	46	32	38
Aggravated Assault	117	138	166	223	241	241	214	214	175	165
Human Trafficking - Commercial Sex Acts					0	0	0	0	0	2
Human Trafficking - Involuntary Servitude					0	0	0	0	0	0
Property Crime Index	863	1,092	972	1,350	1,072	1,133	1,019	765	777	729
Burglary	159	170	163	225	215	255	239	162	159	133
Larceny-Theft	613	803	699	972	723	718	584	405	396	387
Motor Vehicle Theft	88	112	106	144	130	150	184	194	217	197
Arson	3	7	4	9	4	10	12	4	5	12

*The FBI's revised definition for this offense was implemented in 2014; see page 3 for more information.

	2010	2011	2012	2013	2014	2015	2016	2017	2018	2019
Part II Offenses	6,511	6,760	7,598	8,047	8,144	8,208	8,280	8,213	8,214	7,652
Total Index & Part II	7,550	8,050	8,834	9,697	9,547	9,695	9,579	9,255	9,226	8,619



Adult Arrests for Index Offenses, Maui County, 2010-2019

	2010	2011	2012	2013	2014	2015	2016	2017	2018	2019
Total Index	862	1,123	1,076	1,508	1,269	1,321	1,142	925	896	901
Total Violent	162	187	227	275	309	328	255	257	208	220
Violent Crime										
Murder	3	1	4	1	3	5	6	0	4	3
Rape*	21	26	17	14	23	31	25	15	22	27
Robbery	35	28	52	50	55	65	30	40	25	32
Aggravated Assault	103	132	154	210	228	227	194	202	157	156
Human Trafficking - Commercial Sex Acts					0	0	0	0	0	2
Human Trafficking - Involuntary Servitude					0	0	0	0	0	0
Total Property	700	936	849	1,233	960	993	887	668	688	681
Property Crime										
Burglary	129	147	146	207	197	209	194	148	138	123
Larceny-Theft	490	680	605	889	645	631	516	334	360	354
Motor Vehicle Theft	78	104	94	131	117	144	168	182	185	193
Arson	3	5	4	6	1	9	9	4	5	11

Juvenile Arrests for Index Offenses, Maui County, 2010-2019

	2010	2011	2012	2013	2014	2015	2016	2017	2018	2019
Total Index	177	167	160	142	134	166	157	117	116	66
Total Violent	14	11	37	25	22	26	25	20	27	18
Violent Crime										
Murder	0	0	0	0	0	0	1	0	0	0
Rape*	0	0	1	5	1	2	2	2	2	3
Robbery	0	5	24	7	8	10	2	6	7	6
Aggravated Assault	14	6	12	13	13	14	20	12	18	9
Human Trafficking - Commercial Sex Acts					0	0	0	0	0	0
Human Trafficking - Involuntary Servitude					0	0	0	0	0	0
Total Property	163	156	123	117	112	140	132	97	89	48
Property Crime										
Burglary	30	23	17	18	18	46	45	14	21	10
Larceny-Theft	123	123	94	83	78	87	68	71	36	33
Motor Vehicle Theft	10	8	12	13	13	6	16	12	32	4
Arson	0	2	0	3	3	1	3	0	0	1

*The FBI's revised definition for this offense was implemented in 2014; see page 3 for more information.

Age and Sex of Adults Arrested for Index Offenses

Maui County, 2019

Offense	Sex	18-24	25-29	30-34	35-39	40-44	45-49	50-54	55+	Total	Row %
Murder	M	0	1	0	1	0	0	0	0	2	66.7%
	F	0	1	0	0	0	0	0	0	1	33.3%
Rape	M	8	1	5	3	1	2	3	4	27	100.0%
	F	0	0	0	0	0	0	0	0	0	0.0%
Robbery	M	9	4	2	4	1	3	0	1	24	75.0%
	F	1	4	0	1	2	0	0	0	8	25.0%
Aggravated Assault	M	18	25	16	22	18	13	7	15	134	85.9%
	F	0	3	3	2	7	4	2	1	22	14.1%
Human Trafficking - Commercial Sex Acts	M	0	1	0	0	0	0	0	0	1	50.0%
	F	0	1	0	0	0	0	0	0	1	50.0%
Human Trafficking - Involuntary Servitude	M	0	0	0	0	0	0	0	0	0	0.0%
	F	0	0	0	0	0	0	0	0	0	0.0%
Burglary	M	12	12	28	14	10	5	3	5	89	72.4%
	F	1	10	10	3	2	1	2	5	34	27.6%
Larceny-Theft	M	30	67	49	44	11	17	11	21	250	70.6%
	F	20	15	15	14	18	9	3	10	104	29.4%
Motor Vehicle Theft	M	18	55	23	23	9	7	2	4	141	73.1%
	F	15	8	12	8	6	3	0	0	52	26.9%
Arson	M	1	2	3	1	3	0	0	0	10	90.9%
	F	0	1	0	0	0	0	0	0	1	9.1%
Total	M	96	168	126	112	53	47	26	50	678	75.2%
	F	37	43	40	28	35	17	7	16	223	24.8%
Column Percent	M	72.2%	79.6%	75.9%	80.0%	60.2%	73.4%	78.8%	75.8%	75.2%	
	F	27.8%	20.4%	24.1%	20.0%	39.8%	26.6%	21.2%	24.2%	24.8%	

Race/Ethnicity of Adults Arrested for Index Offenses

Maui County, 2019

Offense / Row %	White	Black	Indian	Chinese	Japanese	Filipino	Korean	Other Asian	Hawaiian	Samoan	Other Pacific Islander	Total
Murder	0 0.0%	0 0.0%	0 0.0%	0 0.0%	0 0.0%	0 0.0%	0 0.0%	0 0.0%	3 100.0%	0 0.0%	0 0.0%	3 100.0%
Rape	6 22.2%	3 11.1%	0 0.0%	0 0.0%	0 0.0%	9 33.3%	0 0.0%	1 3.7%	6 22.2%	0 0.0%	2 7.4%	27 100.0%
Robbery	17 53.1%	0 0.0%	0 0.0%	0 0.0%	0 0.0%	5 15.6%	0 0.0%	0 0.0%	7 21.9%	1 3.1%	2 6.3%	32 100.0%
Aggravated Assault	65 41.7%	6 3.8%	0 0.0%	1 0.6%	4 2.6%	13 8.3%	0 0.0%	1 0.6%	55 35.3%	2 1.3%	9 5.8%	156 100.0%
Human Trafficking - Commercial Sex Acts	1 50.0%	1 50.0%	0 0.0%	0 0.0%	0 0.0%	0 0.0%	0 0.0%	0 0.0%	0 0.0%	0 0.0%	0 0.0%	2 100.0%
Human Trafficking - Involuntary Servitude	0 0.0%	0 0.0%	0 0.0%	0 0.0%	0 0.0%	0 0.0%	0 0.0%	0 0.0%	0 0.0%	0 0.0%	0 0.0%	0 0.0%
Burglary	58 47.2%	2 1.6%	0 0.0%	1 0.8%	4 3.3%	15 12.2%	0 0.0%	0 0.0%	39 31.7%	1 0.8%	3 2.4%	123 100.0%
Larceny-Theft	162 45.8%	6 1.7%	0 0.0%	2 0.6%	7 2.0%	38 10.7%	1 0.3%	7 2.0%	113 31.9%	6 1.7%	12 3.4%	354 100.0%
Motor Vehicle Theft	62 32.1%	2 1.0%	0 0.0%	2 1.0%	4 2.1%	22 11.4%	1 0.5%	4 2.1%	89 46.1%	3 1.6%	4 2.1%	193 100.0%
Arson	4 36.4%	0 0.0%	1 9.1%	0 0.0%	0 0.0%	1 9.1%	0 0.0%	0 0.0%	5 45.5%	0 0.0%	0 0.0%	11 100.0%
Total	375	20	1	6	19	103	2	13	317	13	32	901
Column Percent	41.6%	2.2%	0.1%	0.7%	2.1%	11.4%	0.2%	1.4%	35.2%	1.4%	3.6%	100.0%

Age and Sex of Juveniles Arrested for Index Offenses

Maui County, 2019

Offense	Sex	0-9	10-12	13-14	15	16	17	Total	Row %
Murder	M	0	0	0	0	0	0	0	0.0%
	F	0	0	0	0	0	0	0	0.0%
Rape	M	0	0	1	1	0	1	3	100.0%
	F	0	0	0	0	0	0	0	0.0%
Robbery	M	0	0	0	3	1	2	6	100.0%
	F	0	0	0	0	0	0	0	0.0%
Aggravated Assault	M	0	1	4	3	0	1	9	100.0%
	F	0	0	0	0	0	0	0	0.0%
Human Trafficking - Commerical Sex Acts	M	0	0	0	0	0	0	0	0.0%
	F	0	0	0	0	0	0	0	0.0%
Human Trafficking - Involuntary Servitude	M	0	0	0	0	0	0	0	0.0%
	F	0	0	0	0	0	0	0	0.0%
Burglary	M	0	1	2	2	1	1	7	70.0%
	F	0	3	0	0	0	0	3	30.0%
Larceny-Theft	M	0	2	8	3	4	1	18	54.5%
	F	0	2	4	3	1	5	15	45.5%
Motor Vehicle Theft	M	0	1	1	1	0	0	3	75.0%
	F	0	0	0	0	0	1	1	25.0%
Arson	M	0	0	0	1	0	0	1	100.0%
	F	0	0	0	0	0	0	0	0.0%
Total	M	0	5	16	14	6	6	47	71.2%
	F	0	5	4	3	1	6	19	28.8%
Column Percent	M	0.0%	50.0%	80.0%	82.4%	85.7%	50.0%	71.2%	
	F	0.0%	50.0%	20.0%	17.6%	14.3%	50.0%	28.8%	

Race/Ethnicity of Juveniles Arrested for Index Offenses

Maui County, 2019

Offense / Row %	White	Black	Indian	Chinese	Japanese	Filipino	Korean	Other Asian	Hawaiian	Samoan	Other Pacific Islander	Total
Murder	0 0.0%	0 0.0%	0 0.0%	0 0.0%	0 0.0%	0 0.0%	0 0.0%	0 0.0%	0 0.0%	0 0.0%	0 0.0%	0 0.0%
Rape	1 33.3%	0 0.0%	0 0.0%	0 0.0%	0 0.0%	1 33.3%	0 0.0%	0 0.0%	1 33.3%	0 0.0%	0 0.0%	3 100.0%
Robbery	0 0.0%	0 0.0%	0 0.0%	0 0.0%	0 0.0%	0 0.0%	0 0.0%	0 0.0%	0 0.0%	0 0.0%	6 100.0%	6 100.0%
Aggravated Assault	2 22.2%	1 11.1%	0 0.0%	0 0.0%	0 0.0%	2 22.2%	0 0.0%	0 0.0%	3 33.3%	0 0.0%	1 11.1%	9 100.0%
Human Trafficking - Commercial Sex Acts	0 0.0%	0 0.0%	0 0.0%	0 0.0%	0 0.0%	0 0.0%	0 0.0%	0 0.0%	0 0.0%	0 0.0%	0 0.0%	0 0.0%
Human Trafficking - Involuntary Servitude	0 0.0%	0 0.0%	0 0.0%	0 0.0%	0 0.0%	0 0.0%	0 0.0%	0 0.0%	0 0.0%	0 0.0%	0 0.0%	0 0.0%
Burglary	0 0.0%	0 0.0%	0 0.0%	0 0.0%	0 0.0%	1 10.0%	0 0.0%	0 0.0%	7 70.0%	0 0.0%	2 20.0%	10 100.0%
Larceny-Theft	12 36.4%	0 0.0%	0 0.0%	0 0.0%	0 0.0%	10 30.3%	0 0.0%	1 3.0%	8 24.2%	0 0.0%	2 6.1%	33 100.0%
Motor Vehicle Theft	1 25.0%	0 0.0%	0 0.0%	0 0.0%	0 0.0%	1 25.0%	0 0.0%	0 0.0%	2 50.0%	0 0.0%	0 0.0%	4 100.0%
Arson	1 100.0%	0 0.0%	0 0.0%	0 0.0%	0 0.0%	0 0.0%	0 0.0%	0 0.0%	0 0.0%	0 0.0%	0 0.0%	1 100.0%
Total	17	1	0	0	0	15	0	1	21	0	11	66
Column Percent	25.8%	1.5%	0.0%	0.0%	0.0%	22.7%	0.0%	1.5%	31.8%	0.0%	16.7%	100.0%

Adult Part II Arrests by Offense, Maui County, 2010-2019

Type	Specific Offense	2010	2011	2012	2013	2014	2015	2016	2017	2018	2019
Violent	Negligent Manslaughter	0	0	0	0	0	0	0	0	0	0
	Other Assault	484	489	490	532	598	560	588	520	526	508
	Sex Offenses	36	31	32	35	20	21	27	22	16	16
Property-Related	Forgery	36	17	18	10	12	8	18	11	9	17
	Fraud	19	12	6	4	11	8	11	9	7	13
	Embezzlement	32	0	0	0	0	0	0	0	0	0
	Stolen Property	8	0	0	0	0	0	0	0	0	0
	Vandalism	50	47	54	70	67	40	46	40	45	63
Drug Manufacturing/Sale	Opium or Cocaine	3	2	9	12	14	11	10	12	27	20
	Marijuana	32	17	41	42	30	39	13	27	21	16
	Synthetic Narcotic	22	0	0	0	0	0	0	0	0	0
	Nonnarcotic	24	59	55	102	110	95	69	51	36	43
Drug Possession	Opium or Cocaine	51	109	134	194	176	207	140	155	149	156
	Marijuana	275	245	306	314	319	304	204	268	207	205
	Synthetic Narcotic	108	1	0	0	2	1	0	1	0	0
	Nonnarcotic	68	153	216	266	318	344	292	294	278	349
Gambling	Bookmaking	21	11	32	31	13	21	35	61	20	13
	Numbers & Lottery	0	0	0	0	0	0	0	0	0	0
	Other	29	53	2	38	40	22	32	42	85	56
Alcohol-Related	DUI	727	831	874	990	800	723	692	706	598	527
	Liquor Laws	142	98	97	105	64	60	35	60	30	31
	Disorderly Conduct	172	131	119	128	148	129	182	118	129	113
Other	Offenses Agst. Family/Children	6	6	5	12	8	11	8	6	9	5
	Prostitution	27	13	15	6	20	7	44	9	7	36
	Suspicion	0	0	0	0	0	0	0	0	0	0
	Vagrancy	0	0	0	0	0	0	0	0	0	0
	Weapons	50	64	98	106	84	76	83	98	95	104
	All Other Criminal Offenses	3,215	3,824	4,533	4,311	4,752	5,096	5,279	5,119	4,808	4,784
Total Part II Offenses		5,637	6,213	7,136	7,308	7,606	7,783	7,808	7,629	7,102	7,075
Total Index & Part II Offenses		6,499	7,336	8,212	8,816	8,875	9,104	8,950	8,554	7,998	7,976

Juvenile Part II Arrests by Offense, Maui County, 2010-2019

Type	Specific Offense	2010	2011	2012	2013	2014	2015	2016	2017	2018	2019
Violent	Negligent Manslaughter	0	0	0	0	0	0	0	0	0	0
	Other Assault	24	17	15	37	42	32	25	31	35	40
	Sex Offenses	2	1	0	5	0	0	2	22	4	1
Property-Related	Forgery	2	0	0	0	0	1	0	1	0	0
	Fraud	1	0	0	1	0	0	0	0	0	0
	Embezzlement	0	0	0	0	0	0	0	0	0	0
	Stolen Property	0	0	0	0	0	0	0	0	0	0
	Vandalism	3	6	2	10	5	5	8	13	5	5
Drug Manufacturing/Sale	Opium or Cocaine	0	0	0	1	0	0	0	0	1	0
	Marijuana	14	1	2	3	1	20	1	9	2	0
	Synthetic Narcotic	0	0	0	0	0	0	0	0	0	0
	Nonnarcotic	0	0	0	0	0	0	0	1	0	0
Drug Possession	Opium or Cocaine	2	1	1	29	20	5	5	0	7	1
	Marijuana	118	66	125	123	127	69	89	85	112	81
	Synthetic Narcotic	7	3	1	0	0	0	0	0	0	0
	Nonnarcotic	0	0	2	1	5	1	1	3	2	17
Gambling	Bookmaking	0	0	0	0	0	0	0	0	0	0
	Numbers & Lottery	0	0	0	0	0	0	0	0	0	0
	Other	0	0	0	0	0	0	0	0	0	0
Alcohol-Related	DUI	16	2	4	8	10	5	2	5	2	3
	Liquor Law s	85	34	52	28	42	34	37	36	36	42
	Disorderly Conduct	13	15	3	11	6	0	2	2	1	2
Other	Offenses Agst. Family/Children	3	0	1	0	0	0	0	0	0	0
	Prostitution	0	0	0	0	0	0	0	0	0	0
	Suspicion	0	0	0	0	0	0	0	0	0	0
	Vagrancy	0	0	0	0	0	0	0	0	0	0
	Weapons	8	4	10	6	5	6	3	0	6	3
	All Other Offenses	357	262	170	147	72	82	94	141	124	149
Status	Curfew	92	27	68	188	119	77	95	148	106	121
	Runaw ay	127	108	117	141	84	88	108	109	131	112
Total Part II Offenses		874	547	573	739	538	425	472	606	574	577
Total Index & Part II Offenses		1,051	714	733	881	672	591	629	723	690	643

Age and Sex of Adults Arrested for Part II Offenses

Maui County, 2019

Type	Offense	Sex	18-24	25-29	30-34	35-39	40-44	45-49	50-54	55+	Total	Row %
Violent	Negligent Manslaughter	M	0	0	0	0	0	0	0	0	0	0.0%
		F	0	0	0	0	0	0	0	0	0	0.0%
	Other Assault	M	52	60	56	55	38	37	32	31	361	71.1%
		F	16	26	23	34	18	14	7	9	147	28.9%
	Sex Offenses	M	1	2	1	1	1	0	2	3	11	68.8%
Property-Related		F	0	0	1	0	0	3	0	1	5	31.3%
	Forgery	M	0	2	4	1	0	1	1	3	12	70.6%
		F	2	1	0	1	0	0	0	1	5	29.4%
	Fraud	M	0	2	3	1	0	1	1	0	8	61.5%
		F	2	0	1	1	1	0	0	0	5	38.5%
	Embezzlement	M	0	0	0	0	0	0	0	0	0	0.0%
		F	0	0	0	0	0	0	0	0	0	0.0%
	Stolen Property	M	0	0	0	0	0	0	0	0	0	0.0%
		F	0	0	0	0	0	0	0	0	0	0.0%
	Vandalism	M	8	11	6	4	6	2	5	5	47	74.6%
Drug Manufacturing/Sale		F	3	5	2	2	2	0	2	0	16	25.4%
	Opium or Cocaine	M	1	2	4	4	1	2	3	2	19	95.0%
		F	0	0	1	0	0	0	0	0	1	5.0%
	Marijuana	M	2	1	2	1	3	1	2	1	13	81.3%
		F	0	1	0	0	1	0	0	1	3	18.8%
	Synthetic Narcotic	M	0	0	0	0	0	0	0	0	0	0.0%
		F	0	0	0	0	0	0	0	0	0	0.0%
	Nonnarcotic	M	1	5	3	6	2	3	2	6	28	65.1%
		F	1	1	3	5	0	0	1	4	15	34.9%
	Opium or Cocaine	M	10	28	26	17	6	8	3	4	102	65.4%
Drug Possession		F	5	15	11	12	4	4	1	2	54	34.6%
	Marijuana	M	30	18	29	28	15	11	12	13	156	76.1%
		F	7	12	6	7	7	1	5	4	49	23.9%
	Synthetic Narcotic	M	0	0	0	0	0	0	0	0	0	0.0%
		F	0	0	0	0	0	0	0	0	0	0.0%
	Nonnarcotic	M	26	40	43	48	28	27	23	25	260	74.5%
		F	11	20	14	11	12	9	4	8	89	25.5%
	Bookmaking	M	0	0	1	0	3	0	0	6	10	76.9%
Gambling		F	0	1	0	0	0	1	1	0	3	23.1%
	Numbers & Lottery	M	0	0	0	0	0	0	0	0	0	0.0%
		F	0	0	0	0	0	0	0	0	0	0.0%
	Other	M	11	10	4	4	7	5	4	11	56	100.0%
Alcohol-Related		F	0	0	0	0	0	0	0	0	0	0.0%
	DUI	M	68	65	61	56	27	25	35	60	397	75.3%
		F	33	15	19	12	15	12	12	12	130	24.7%
	Liquor Laws	M	12	0	4	4	2	0	3	1	26	83.9%
		F	3	0	0	0	0	1	0	1	5	16.1%
	Disorderly Conduct	M	8	10	13	15	8	12	8	6	80	70.8%
		F	9	12	2	1	4	2	0	3	33	29.2%
	Offenses Agst. Family/Children	M	0	2	0	1	1	0	0	0	4	80.0%
Other		F	0	1	0	0	0	0	0	0	1	20.0%
	Prostitution	M	2	0	3	4	3	3	3	2	20	55.6%
		F	5	2	5	2	2	0	0	0	16	44.4%
	Suspicion	M	0	0	0	0	0	0	0	0	0	0.0%
		F	0	0	0	0	0	0	0	0	0	0.0%
	Vagrancy	M	0	0	0	0	0	0	0	0	0	0.0%
		F	0	0	0	0	0	0	0	0	0	0.0%
	Weapons	M	7	15	16	13	11	10	9	9	90	86.5%
		F	3	3	3	1	1	2	0	1	14	13.5%
	All Other Offenses	M	371	601	568	620	344	313	308	460	3,585	74.9%
		F	181	171	165	193	169	104	61	155	1,199	25.1%
	Total	M	610	874	847	883	506	461	456	648	5,285	74.7%
		F	281	286	256	282	236	153	94	202	1,790	25.3%
Column Percent		M	68.5%	75.3%	76.8%	75.8%	68.2%	75.1%	82.9%	76.2%	74.7%	
		F	31.5%	24.7%	23.2%	24.2%	31.8%	24.9%	17.1%	23.8%	25.3%	

Race/Ethnicity of Adults Arrested for Part II Offenses
Maui County, 2019

Type	Offense	White	Black	Indian	Chinese	Japanese	Filipino	Korean	Other Asian	Hawaiian	Samoa n	Other Pacific Islander	Total
Violent	Negligent Manslaughter	0 0.0%	0 0.0%	0 0.0%	0 0.0%	0 0.0%	0 0.0%	0 0.0%	0 0.0%	0 0.0%	0 0.0%	0 0.0%	0 0.0%
	Other Assault	228 44.9%	9 1.8%	0 0.0%	4 0.8%	14 2.8%	61 12.0%	1 0.2%	17 3.3%	150 29.5%	3 0.6%	21 4.1%	508 100.0%
	Sex Offenses	10 62.5%	1 6.3%	0 0.0%	0 0.0%	2 12.5%	0 0.0%	0 0.0%	0 0.0%	3 18.8%	0 0.0%	0 0.0%	16 100.0%
Property-Related	Forgery	13 76.5%	2 11.8%	0 0.0%	0 0.0%	0 0.0%	0 0.0%	0 0.0%	0 0.0%	1 5.9%	0 0.0%	1 5.9%	17 100.0%
	Fraud	6 46.2%	0 0.0%	0 0.0%	0 0.0%	1 7.7%	0 0.0%	0 0.0%	1 7.7%	4 30.8%	0 0.0%	1 7.7%	13 100.0%
	Embezzlement	0 0.0%	0 0.0%	0 0.0%	0 0.0%	0 0.0%	0 0.0%	0 0.0%	0 0.0%	0 0.0%	0 0.0%	0 0.0%	0 0.0%
	Stolen Property	0 0.0%	0 0.0%	0 0.0%	0 0.0%	0 0.0%	0 0.0%	0 0.0%	0 0.0%	0 0.0%	0 0.0%	0 0.0%	0 0.0%
	Vandalism	36 57.1%	3 4.8%	0 0.0%	0 0.0%	1 1.6%	3 4.8%	0 0.0%	1 1.6%	15 23.8%	1 1.6%	3 4.8%	63 100.0%
Drug Manufacturing/Sale	Opium or Cocaine	13 65.0%	2 10.0%	0 0.0%	0 0.0%	0 0.0%	0 0.0%	0 0.0%	0 0.0%	5 25.0%	0 0.0%	0 0.0%	20 100.0%
	Marijuana	10 62.5%	0 0.0%	0 0.0%	0 0.0%	0 0.0%	1 6.3%	0 0.0%	0 0.0%	5 31.3%	0 0.0%	0 0.0%	16 100.0%
	Synthetic Narcotic	0 0.0%	0 0.0%	0 0.0%	0 0.0%	0 0.0%	0 0.0%	0 0.0%	0 0.0%	0 0.0%	0 0.0%	0 0.0%	0 0.0%
	Nonnarcotic	12 27.9%	0 0.0%	0 0.0%	0 0.0%	3 7.0%	8 18.6%	0 0.0%	0 0.0%	18 41.9%	0 0.0%	2 4.7%	43 100.0%
Drug Possession	Opium or Cocaine	84 53.8%	8 5.1%	0 0.0%	0 0.0%	5 3.2%	11 7.1%	0 0.0%	2 1.3%	43 27.6%	1 0.6%	2 1.3%	156 100.0%
	Marijuana	78 38.0%	3 1.5%	0 0.0%	2 1.0%	6 2.9%	29 14.1%	0 0.0%	3 1.5%	75 36.6%	3 1.5%	6 2.9%	205 100.0%
	Synthetic Narcotic	0 0.0%	0 0.0%	0 0.0%	0 0.0%	0 0.0%	0 0.0%	0 0.0%	0 0.0%	0 0.0%	0 0.0%	0 0.0%	0 0.0%
	Nonnarcotic	120 34.4%	14 4.0%	0 0.0%	3 0.9%	12 3.4%	68 19.5%	0 0.0%	5 1.4%	117 33.5%	3 0.9%	7 2.0%	349 100.0%
Gambling	Bookmaking	2 15.4%	0 0.0%	0 0.0%	0 0.0%	0 0.0%	11 84.6%	0 0.0%	0 0.0%	0 0.0%	0 0.0%	0 0.0%	13 100.0%
	Numbers & Lottery	0 0.0%	0 0.0%	0 0.0%	0 0.0%	0 0.0%	0 0.0%	0 0.0%	0 0.0%	0 0.0%	0 0.0%	0 0.0%	0 0.0%
	Other	6 10.7%	1 1.8%	0 0.0%	0 0.0%	3 5.4%	23 41.1%	0 0.0%	0 0.0%	22 39.3%	0 0.0%	1 1.8%	56 100.0%
Alcohol-Related	DUI	281 53.3%	12 2.3%	2 0.4%	6 1.1%	15 2.8%	48 9.1%	1 0.2%	20 3.8%	97 18.4%	3 0.6%	42 8.0%	527 100.0%
	Liquor Law s	19 61.3%	1 3.2%	0 0.0%	0 0.0%	0 0.0%	2 6.5%	0 0.0%	1 3.2%	1 3.2%	0 0.0%	7 22.6%	31 100.0%
	Disorderly Conduct	49 43.4%	7 6.2%	0 0.0%	3 2.7%	2 1.8%	10 8.8%	0 0.0%	5 4.4%	33 29.2%	0 0.0%	4 3.5%	113 100.0%
Other	Offenses Agst. Family/Children	2 40.0%	0 0.0%	0 0.0%	0 0.0%	0 0.0%	1 20.0%	0 0.0%	1 20.0%	1 20.0%	0 0.0%	0 0.0%	5 100.0%
	Prostitution	11 30.6%	6 16.7%	0 0.0%	1 2.8%	5 13.9%	6 16.7%	0 0.0%	2 5.6%	3 8.3%	0 0.0%	2 5.6%	36 100.0%
	Suspicion	0 0.0%	0 0.0%	0 0.0%	0 0.0%	0 0.0%	0 0.0%	0 0.0%	0 0.0%	0 0.0%	0 0.0%	0 0.0%	0 0.0%
	Vagrancy	0 0.0%	0 0.0%	0 0.0%	0 0.0%	0 0.0%	0 0.0%	0 0.0%	0 0.0%	0 0.0%	0 0.0%	0 0.0%	0 0.0%
	Weapons	29 27.9%	2 1.9%	0 0.0%	0 0.0%	4 3.8%	19 18.3%	0 0.0%	2 1.9%	47 45.2%	0 0.0%	1 1.0%	104 100.0%
	All Other Offenses	2,292 47.9%	148 3.1%	3 0.1%	23 0.5%	162 3.4%	517 10.8%	9 0.2%	112 2.3%	1,221 25.5%	32 0.7%	265 5.5%	4,784 100.0%
Total		3,301	219	5	42	235	818	11	172	1,861	46	365	7,075
Column Percent		46.7%	3.1%	0.1%	0.6%	3.3%	11.6%	0.2%	2.4%	26.3%	0.7%	5.2%	100.0%

Age and Sex of Juveniles Arrested for Part II Offenses

Maui County, 2019

Type	Offense	Sex	0-9	10-12	13-14	15	16	17	Total	Row %
Violent	Negligent	M	0	0	0	0	0	0	0	0.0%
	Manslaughter	F	0	0	0	0	0	0	0	0.0%
	Other Assault	M	0	0	10	4	5	8	27	67.5%
		F	0	0	6	4	2	1	13	32.5%
	Sex Offenses	M	0	0	0	0	0	1	1	100.0%
		F	0	0	0	0	0	0	0	0.0%
Property-Related	Forgery	M	0	0	0	0	0	0	0	0.0%
		F	0	0	0	0	0	0	0	0.0%
	Fraud	M	0	0	0	0	0	0	0	0.0%
		F	0	0	0	0	0	0	0	0.0%
	Embezzlement	M	0	0	0	0	0	0	0	0.0%
		F	0	0	0	0	0	0	0	0.0%
	Stolen Property	M	0	0	0	0	0	0	0	0.0%
		F	0	0	0	0	0	0	0	0.0%
	Vandalism	M	0	0	2	0	1	2	5	100.0%
		F	0	0	0	0	0	0	0	0.0%
Drug Manufacturing/Sale	Opium or Cocaine	M	0	0	0	0	0	0	0	0.0%
		F	0	0	0	0	0	0	0	0.0%
	Marijuana	M	0	0	0	0	0	0	0	0.0%
		F	0	0	0	0	0	0	0	0.0%
	Synthetic Narcotic	M	0	0	0	0	0	0	0	0.0%
		F	0	0	0	0	0	0	0	0.0%
	Nonnarcotic	M	0	0	0	0	0	0	0	0.0%
		F	0	0	0	0	0	0	0	0.0%
Drug Possession	Opium or Cocaine	M	0	0	0	0	0	1	1	100.0%
		F	0	0	0	0	0	0	0	0.0%
	Marijuana	M	0	7	18	13	9	8	55	67.9%
		F	0	5	11	3	4	3	26	32.1%
	Synthetic Narcotic	M	0	0	0	0	0	0	0	0.0%
		F	0	0	0	0	0	0	0	0.0%
	Nonnarcotic	M	0	0	3	5	3	2	13	76.5%
		F	0	0	0	3	0	1	4	23.5%
Gambling	Bookmaking	M	0	0	0	0	0	0	0	0.0%
		F	0	0	0	0	0	0	0	0.0%
	Numbers & Lottery	M	0	0	0	0	0	0	0	0.0%
		F	0	0	0	0	0	0	0	0.0%
	Other	M	0	0	0	0	0	0	0	0.0%
		F	0	0	0	0	0	0	0	0.0%
Alcohol-Related	DUI	M	0	0	0	0	1	1	2	66.7%
		F	0	0	0	0	0	1	1	33.3%
	Liquor Law s	M	0	1	3	2	3	10	19	45.2%
		F	0	0	8	10	4	1	23	54.8%
	Disorderly Conduct	M	0	0	2	0	0	0	2	100.0%
		F	0	0	0	0	0	0	0	0.0%
Other	Offenses Agst. Family/Children	M	0	0	0	0	0	0	0	0.0%
		F	0	0	0	0	0	0	0	0.0%
	Prostitution	M	0	0	0	0	0	0	0	0.0%
		F	0	0	0	0	0	0	0	0.0%
	Suspicion	M	0	0	0	0	0	0	0	0.0%
		F	0	0	0	0	0	0	0	0.0%
	Vagrancy	M	0	0	0	0	0	0	0	0.0%
		F	0	0	0	0	0	0	0	0.0%
	Weapons	M	0	0	0	0	2	0	2	66.7%
		F	0	0	0	1	0	0	1	33.3%
All Other Offenses		M	0	14	36	23	9	20	102	68.5%
		F	0	6	19	14	5	3	47	31.5%
Status	Curfew	M	1	9	41	15	9	6	81	66.9%
		F	0	3	13	13	6	5	40	33.1%
	Runaw ay	M	0	0	11	24	13	8	56	50.0%
		F	0	3	10	22	12	9	56	50.0%
Total		M	1	31	126	86	55	67	366	63.4%
		F	0	17	67	70	33	24	211	36.6%
Column Percent		M	100.0%	64.6%	65.3%	55.1%	62.5%	73.6%	63.4%	
		F	0.0%	35.4%	34.7%	44.9%	37.5%	26.4%	36.6%	

Race/Ethnicity of Juveniles Arrested for Part II Offenses
Maui County, 2019

Type	Offense	White	Black	Indian	Chinese	Japanese	Filipino	Korean	Other Asian	Hawaiian	Samoan	Other Pacific Islander	Total
Violent	Negligent Manslaughter	0 0.0%	0 0.0%	0 0.0%	0 0.0%	0 0.0%	0 0.0%	0 0.0%	0 0.0%	0 0.0%	0 0.0%	0 0.0%	0 0.0%
	Other Assault	13 32.5%	0 0.0%	0 0.0%	0 0.0%	0 0.0%	5 12.5%	0 0.0%	3 7.5%	14 35.0%	1 2.5%	4 10.0%	40 100.0%
	Sex Offenses	0 0.0%	0 0.0%	0 0.0%	0 0.0%	0 0.0%	0 0.0%	0 0.0%	0 0.0%	1 100.0%	0 0.0%	0 0.0%	1 100.0%
Property-Related	Forgery	0 0.0%	0 0.0%	0 0.0%	0 0.0%	0 0.0%	0 0.0%	0 0.0%	0 0.0%	0 0.0%	0 0.0%	0 0.0%	0 0.0%
	Fraud	0 0.0%	0 0.0%	0 0.0%	0 0.0%	0 0.0%	0 0.0%	0 0.0%	0 0.0%	0 0.0%	0 0.0%	0 0.0%	0 0.0%
	Embezzlement	0 0.0%	0 0.0%	0 0.0%	0 0.0%	0 0.0%	0 0.0%	0 0.0%	0 0.0%	0 0.0%	0 0.0%	0 0.0%	0 0.0%
	Stolen Property	0 0.0%	0 0.0%	0 0.0%	0 0.0%	0 0.0%	0 0.0%	0 0.0%	0 0.0%	0 0.0%	0 0.0%	0 0.0%	0 0.0%
	Vandalism	1 20.0%	0 0.0%	1 20.0%	0 0.0%	0 0.0%	2 40.0%	0 0.0%	1 20.0%	0 0.0%	0 0.0%	0 0.0%	5 100.0%
Drug Manufacturing/Sale	Opium or Cocaine	0 0.0%	0 0.0%	0 0.0%	0 0.0%	0 0.0%	0 0.0%	0 0.0%	0 0.0%	0 0.0%	0 0.0%	0 0.0%	0 0.0%
	Marijuana	0 0.0%	0 0.0%	0 0.0%	0 0.0%	0 0.0%	0 0.0%	0 0.0%	0 0.0%	0 0.0%	0 0.0%	0 0.0%	0 0.0%
	Synthetic Narcotic	0 0.0%	0 0.0%	0 0.0%	0 0.0%	0 0.0%	0 0.0%	0 0.0%	0 0.0%	0 0.0%	0 0.0%	0 0.0%	0 0.0%
	Nonnarcotic	0 0.0%	0 0.0%	0 0.0%	0 0.0%	0 0.0%	0 0.0%	0 0.0%	0 0.0%	0 0.0%	0 0.0%	0 0.0%	0 0.0%
Drug Possession	Opium or Cocaine	1 100.0%	0 0.0%	0 0.0%	0 0.0%	0 0.0%	0 0.0%	0 0.0%	0 0.0%	0 0.0%	0 0.0%	0 0.0%	1 100.0%
	Marijuana	20 24.7%	3 3.7%	0 0.0%	1 1.2%	2 2.5%	8 9.9%	0 0.0%	2 2.5%	37 45.7%	0 0.0%	8 9.9%	81 100.0%
	Synthetic Narcotic	0 0.0%	0 0.0%	0 0.0%	0 0.0%	0 0.0%	0 0.0%	0 0.0%	0 0.0%	0 0.0%	0 0.0%	0 0.0%	0 0.0%
	Nonnarcotic	5 29.4%	0 0.0%	0 0.0%	1 5.9%	0 0.0%	2 11.8%	0 0.0%	2 11.8%	5 29.4%	1 5.9%	1 5.9%	17 100.0%
Gambling	Bookmaking	0 0.0%	0 0.0%	0 0.0%	0 0.0%	0 0.0%	0 0.0%	0 0.0%	0 0.0%	0 0.0%	0 0.0%	0 0.0%	0 0.0%
	Numbers & Lottery	0 0.0%	0 0.0%	0 0.0%	0 0.0%	0 0.0%	0 0.0%	0 0.0%	0 0.0%	0 0.0%	0 0.0%	0 0.0%	0 0.0%
	Other	0 0.0%	0 0.0%	0 0.0%	0 0.0%	0 0.0%	0 0.0%	0 0.0%	0 0.0%	0 0.0%	0 0.0%	0 0.0%	0 0.0%
Alcohol-Related	DUI	1 33.3%	0 0.0%	0 0.0%	0 0.0%	0 0.0%	0 0.0%	0 0.0%	1 33.3%	1 33.3%	0 0.0%	0 0.0%	3 100.0%
	Liquor Law s	11 26.2%	2 4.8%	0 0.0%	1 2.4%	1 2.4%	6 14.3%	0 0.0%	3 7.1%	11 26.2%	0 0.0%	7 16.7%	42 100.0%
	Disorderly Conduct	0 0.0%	0 0.0%	0 0.0%	0 0.0%	0 0.0%	1 50.0%	0 0.0%	0 0.0%	1 50.0%	0 0.0%	0 0.0%	2 100.0%
Other	Offenses Agst. Family/Children	0 0.0%	0 0.0%	0 0.0%	0 0.0%	0 0.0%	0 0.0%	0 0.0%	0 0.0%	0 0.0%	0 0.0%	0 0.0%	0 0.0%
	Prostitution	0 0.0%	0 0.0%	0 0.0%	0 0.0%	0 0.0%	0 0.0%	0 0.0%	0 0.0%	0 0.0%	0 0.0%	0 0.0%	0 0.0%
	Suspicion	0 0.0%	0 0.0%	0 0.0%	0 0.0%	0 0.0%	0 0.0%	0 0.0%	0 0.0%	0 0.0%	0 0.0%	0 0.0%	0 0.0%
	Vagrancy	0 0.0%	0 0.0%	0 0.0%	0 0.0%	0 0.0%	0 0.0%	0 0.0%	0 0.0%	0 0.0%	0 0.0%	0 0.0%	0 0.0%
	Weapons	1 33.3%	0 0.0%	0 0.0%	0 0.0%	0 0.0%	0 0.0%	0 0.0%	0 0.0%	2 66.7%	0 0.0%	0 0.0%	3 100.0%
	All Other Offenses	31 20.8%	5 3.4%	0 0.0%	0 0.0%	4 2.7%	35 23.5%	0 0.0%	8 5.4%	51 34.2%	2 1.3%	13 8.7%	149 100.0%
Status	Curfew	37 30.6%	4 3.3%	0 0.0%	1 0.8%	4 3.3%	24 19.8%	0 0.0%	6 5.0%	25 20.7%	1 0.8%	19 15.7%	121 100.0%
	Runaw ay	49 43.8%	0 0.0%	0 0.0%	0 0.0%	5 4.5%	11 9.8%	0 0.0%	3 2.7%	32 28.6%	1 0.9%	11 9.8%	112 100.0%
Total		170	14	1	4	16	94	0	29	180	6	63	577
Column Percent		29.5%	2.4%	0.2%	0.7%	2.8%	16.3%	0.0%	5.0%	31.2%	1.0%	10.9%	100.0%

APPENDIX A

DEFINITIONS

AGGRAVATED ASSAULT: An unlawful attack by one person upon another for the purpose of inflicting severe or aggravated bodily injury; attempted murder. This type of assault usually is accompanied by the use of a weapon or by means likely to produce death or great bodily harm. It is not necessary that injury result from an aggravated assault when a gun, knife, or other weapon is used which could and probably would result in serious personal injury if the crime were successfully completed. Attacks by personal weapons, such as hands, fists, feet, etc., which result in serious or aggravated injury.

ARSON: Any willful or malicious burning or attempt to burn, with or without intent to defraud, a dwelling house, public building, motor vehicle or aircraft, personal property of another, etc.

ASSAULT: An unlawful attack by one person upon another. Includes Aggravated Assault (Part I Offense) and Other Assaults (Part II Offense).

BURGLARY: The unlawful entry of a structure to commit a felony or a theft. Includes forcible entry, unlawful entry where no force is used, and attempted forcible entry where no entry occurs.

CARGO THEFT: Criminal taking of any cargo, in whole or in part, while moving in commerce at all points between the point of origin and the final destination, regardless of any temporary stop while awaiting transshipment or otherwise.

CLEARANCE: An offense is "cleared" either by arrest or exceptional means. An offense is cleared by arrest when at least one person is arrested; charged with the commission of the offense; and turned over to the court for prosecution. An offense is cleared by exceptional means when the identity of the offender is known; there is enough evidence to support an arrest, charge, and turning over to the court for prosecution; the exact location of the offender is known; and, for reasons outside the control of law enforcement, the offender cannot be arrested, charged, and prosecuted. Examples of offenses cleared by exceptional means include suicide of the offender, double murder, deathbed confession, and denied extradition. It should be noted that the number of offenses and not the number of persons arrested is used to count clearances. Several offenses may be cleared by the arrest of one person; or the arrest of several people may clear only one offense.

CRIME INDEX: The ten Part I Offenses reported in the Uniform Crime Reporting Program to represent the status of crime in the United States: murder and non-negligent manslaughter (the latter term is not used in Hawaii), rape, robbery, aggravated assault, burglary, larceny-theft, motor vehicle theft, arson, human trafficking: commercial sex acts, and human trafficking: involuntary servitude.

CRIME RATE: The number of crimes per 100,000 population (usually the resident population) is obtained using the following equation:

$$\text{Crime Rate} = \left(\frac{\text{Number of Crimes}}{\text{Resident Population}} \right) \times 100,000$$

More accurate crime rates (e.g., the number of rapes per 100,000 females or the number of motor vehicle thefts per 100,000 vehicles) are not reported in *Crime in the U.S.* and, therefore, are not used in *Crime in Hawaii*.

CRIMINAL HOMICIDE: The willful (nonnegligent) killing of one human being by another or the killing of another person through gross negligence. Includes Murder and Nonnegligent Manslaughter (the latter term is not used in Hawaii), and Manslaughter by Negligence.

DE FACTO POPULATION: The number of persons physically present in an area, regardless of military status or usual place of residence. Includes visitors present and excludes residents temporarily absent.

HUMAN TRAFFICKING – COMMERCIAL SEX ACTS: Inducing a person by force, fraud, or coercion to participate in commercial sex acts, or in which the person induced to perform such act(s) has not attained 18 years of age.

HUMAN TRAFFICKING – INVOLUNTARY SERVITUDE: The obtaining of a person(s) through recruitment, harboring, transportation, or provision, and subjecting such persons by force, fraud, or coercion into involuntary servitude, peonage, debt bondage, or slavery (not to include commercial sex acts).

JUVENILE: Person under the age of 18.

LARCENY-THEFT: The unlawful taking, carrying, leading, or riding away of property from the possession or constructive possession of another. Includes pocket-picking, purse-snatching, shoplifting, theft from motor vehicles, theft of motor vehicle parts and accessories, theft of bicycles, etc. Does not include embezzlement, forgery, or motor vehicle theft.

MOTOR VEHICLE THEFT: The theft or attempted theft of a motor vehicle, including automobiles, trucks, buses, motorcycles, motor scooters, snowmobiles, etc.

MURDER: The willful (nonnegligent) killing of one human being by another.

NONVIOLENT OFFENSES: Include the offense categories of larceny-theft, burglary, and auto theft. Often referred to as Property Offenses (excluding robbery).

PART I OFFENSES: Offenses which make up the Crime Index: murder, rape, robbery, aggravated assault, burglary, larceny-theft, motor vehicle theft, arson, human trafficking: commercial sex acts, and human trafficking: involuntary servitude; plus the offense of manslaughter by negligence.

PART II OFFENSES: All criminal offenses not classified as Part I Offenses. Also included are the juvenile status offenses of curfew/loitering violation and runaway. See Appendix B for specific Part II Offense definitions.

PROPERTY OFFENSES: Include larceny-theft, burglary, auto theft, and arson. Robbery is classified as a violent crime due to the use or threat of force.

RAPE (revised): Penetration, no matter how slight, of the vagina or anus with any body part or object, or oral penetration by a sex organ of another person, without the consent of the victim. Statutory rape (without force) and other sex offenses are not included in this category.

Rape (legacy): The carnal knowledge of a female forcibly and against her will. Sexual assaults against males are not included in this category.

RESIDENT POPULATION: The number of persons whose usual place of residence is in an area, regardless of physical location on the estimated census date. Includes military personnel stationed or homeported in the area and excludes persons of local origin attending school or in military service outside the area.

ROBBERY: The taking or attempting to take anything of value from the care, custody, or control of a person or persons by force or threat of force or violence and/or by putting the victim(s) in fear. While robbery has the attributes of a property crime, it is grouped with violent crimes due to the additional attribute of force or the threat of force.

VIOLENT OFFENSES: Include the offense categories of murder, rape, robbery, aggravated assault, human trafficking: commercial sex acts, and human trafficking: involuntary servitude.

APPENDIX B

PART II OFFENSES

CRIMINAL OFFENSES

ASSAULT, OTHER: Assaults and attempted assaults where no weapon was used or which did not result in serious or aggravated injury to the victim. Examples include simple assault, assault and battery, resisting or obstructing an officer, intimidation, coercion, and hazing.

DISORDERLY CONDUCT: Committing a breach of the peace. Includes affray; unlawful assembly; disturbing the peace; disturbing meetings; and blasphemy, profanity, and obscene language.

DRIVING UNDER THE INFLUENCE: Driving or operating any vehicle or common carrier while drunk or under the influence of intoxicants.

DRUG ABUSE VIOLATIONS: Include all violations of state and local laws relating to the unlawful possession, sale, use, growing, manufacturing, and making of illegal drugs.

EMBEZZLEMENT: Misappropriation or misapplication of money or property entrusted to one's care, custody, or control.

FORGERY AND COUNTERFEITING: All offenses dealing with the making, altering, uttering, or possession of, with intent to defraud, anything false in the semblance of what is true.

FRAUD: Fraudulent conversion and obtaining money or property by false pretenses. Includes bad checks (except forgeries and counterfeiting), confidence games, and unauthorized withdrawal of money from an automatic teller machine.

GAMBLING: Promoting, permitting, or engaging in illegal gambling. Includes 3 subcategories: bookmaking, numbers and lottery, and "other" gambling.

LIQUOR LAWS: Include unlawful manufacture, sale, transporting, furnishing, possessing intoxicating liquor; maintaining unlawful drinking places; bootlegging; operating a still; furnishing liquor to a minor; and drinking on a train or public conveyance. Do not include Drunkenness and Driving Under the Influence.

MANSLAUGHTER BY NEGLIGENCE: The killing of another person through gross negligence. Manslaughter by negligence is considered a Part I Offense but is not included in the Crime Index.

OFFENSES AGAINST THE FAMILY AND CHILDREN: Include all charges of nonsupport and neglect or abuse of family and children. Examples include desertion, abandonment, or nonsupport of spouse or child; neglect or abuse of spouse or child; and nonpayment of alimony.

PROSTITUTION AND COMMERCIALIZED VICE: Sex offenses of a commercialized nature, broken down into three subcategories: prostitution; assisting or promoting prostitution; and purchasing prostitution. These offense types are included in the prostitution and commercialized vice category: keeping a bawdy house, disorderly house, or house of ill fame; pandering, procuring, transporting, or detaining women for immoral purposes, etc.; and all attempts.

SEX OFFENSES: Include indecent exposure, incest, statutory rape (no force), other offenses against common decency and morals, and all attempts. Do not include rape, prostitution, and commercialized vice.

STOLEN PROPERTY: Buying, receiving, and possessing stolen property, including attempts.

VAGRANCY: Persons arrested on grounds of “suspicion” may be prosecuted on this charge. Includes vagrancy, begging, loitering (persons 18 and over), and vagabondage.

VANDALISM: The willful or malicious destruction, injury, disfigurement, or defacement of any public or private property, real or personal, without consent of the owner or person having custody or control by cutting, tearing, breaking, marking, painting, drawing, covering with filth, or any other such means as may be specified by local law.

WEAPONS OFFENSES: Include unlawful manufacture, sale, or possession of deadly weapons; unlawful carrying of deadly weapons, concealed or openly; using, manufacturing, etc. silencers; furnishing deadly weapons to a minor; and all attempts to commit any of the above.

ALL OTHER OFFENSES: Include all other state and local offenses (excluding traffic violations) not included elsewhere. Examples are:

- Admitting minors to improper places
- Abduction and compelling to marry
- Bigamy and polygamy
- Blackmail and extortion
- Combination in restraint of trade; trusts, monopolies
- Contempt of court
- Criminal anarchism
- Discrimination, unfair competition
- Kidnapping
- Marriage within prohibited degrees
- Offenses contributing to juvenile delinquency, such as employment of children in immoral vocations or practices
- Perjury and subornation of perjury
- Possession, repair, manufacture, etc. of burglar's tools
- Possession of drug paraphernalia
- Possession or sale of obscene literature, pictures, etc.
- Public nuisances
- Riot and rout
- Trespass
- Unlawfully bringing drugs and liquor into state prisons, hospitals, etc.; furnishing to convicts
- Violations of state regulatory laws and municipal ordinances
- Violation of quarantine
- Truancy (noncriminal juvenile status offense)
- Ungovernability (noncriminal juvenile status offense)
- All offenses not otherwise classified
- All attempts to commit any of the above

NONCRIMINAL OFFENSES

STATUS OFFENSES (PERSONS UNDER 18): Noncriminal acts or conduct which are offenses only when committed or engaged in by juveniles; include curfew violation and runaways.

CURFEW AND LOITERING: Included are violations of local curfew or loitering ordinances.

RUNAWAYS: Apprehension for protective custody as defined by local statute.

NONCRIMINAL ARREST CATEGORY

SUSPICION: While “suspicion” is not an offense, it may be the grounds for many arrests in those jurisdictions where the law permits. After examination by law enforcement officers, the prisoner is either formally charged or released. Those formally charged are entered in one of the Index or Part II offense classes. This class is limited to “suspicion” arrests where persons arrested are released by the police.