

*An excerpt from the forthcoming*  
**CRIME IN HAWAII, 2018**

---

**CRIME IN HAWAII COUNTY, 2018**

**A REVIEW OF  
UNIFORM CRIME REPORTS**



Prepared By

**Kristin Ishihara**

Research Analyst

and

**Paul Perrone**

Chief of Research & Statistics

**Research & Statistics Branch  
Crime Prevention & Justice Assistance Division**

June 2020

*Crime in Hawaii* can be downloaded from the  
Crime Prevention & Justice Assistance Division web site  
**[ag.hawaii.gov/cpja/](http://ag.hawaii.gov/cpja/)**

In accordance with the Americans with Disabilities Act, P.L. 101-336,  
this material is available in an altered format, upon request. If you  
require an altered format, please call the Department of the Attorney  
General, Crime Prevention and Justice Assistance Division at (808)  
586-1150. TDD: Oahu, 586-1298; neighbor islands, 1-877-586-1298.

# TABLE OF CONTENTS

<i>TABLE OF CONTENTS</i> .....	<i>i</i>
<i>CAVEATS</i> .....	<i>iii</i>
<i>THE UNIFORM CRIME REPORTING PROGRAM</i> .....	1-3
<i>REPORTED OFFENSES STATISTICS</i> .....	5-22
A. HIGHLIGHTS AND REPORTED INDEX OFFENSES CHART, 2009-2018 .....	5
B. REPORTED OFFENSES TABLE .....	6
C. REPORTED INDEX AND PART II OFFENSES .....	7
D. TOTAL INDEX CRIME AND CLEARANCE RATES.....	8
E. TOTAL VIOLENT CRIME AND CLEARANCE RATES.....	9
1. Murder Rate and Clearance Rate .....	10
2. Rape Rate and Clearance Rate .....	11
3. Robbery Rate and Clearance Rate .....	12
4. Aggravated Assault Rate and Clearance Rate.....	13
F. TOTAL PROPERTY CRIME AND CLEARANCE RATES .....	14
1. Burglary Rate and Clearance Rate .....	15
2. Larceny-Theft Rate and Clearance Rate.....	16
3. Motor Vehicle Theft Rate and Clearance Rate.....	17
4. Value of Property Stolen by Offense .....	18
5. Value of Property Stolen and Recovered .....	19
6. Total Value of Property Stolen in Larceny-Theft by Value Lost per Offense .....	19
G. ARSON RATE AND CLEARANCE RATE .....	20
1. Value of Property Destroyed by Arson .....	21
H. HUMAN TRAFFICKING.....	22
 <i>ARREST STATISTICS</i> .....	 23-36
1. Total Arrests Table and 10-Year Arrest Rate Charts .....	25
2. Arrests for Index Offenses, Hawaii County, 2009-2018 .....	26
3. Age and Sex of Adults Arrested for Index Offenses, 2018 .....	27
4. Race/Ethnicity of Adults Arrested for Index Offenses, 2018 .....	28
5. Age and Sex of Juveniles Arrested for Index Offenses, 2018 .....	29
6. Race/Ethnicity of Juveniles Arrested for Index Offenses, 2018 .....	30
7. Part II Arrests by Offense, Hawaii County, 2009-2018 – Adults.....	31
8. Part II Arrests by Offense, Hawaii County, 2009-2018 – Juveniles.....	32
9. Age and Sex of Adults Arrested for Part II Offenses, 2018 .....	33
10. Race/Ethnicity of Adults Arrested for Part II Offenses, 2018.....	34
11. Age and Sex of Juveniles Arrested for Part II Offenses, 2018 .....	35
12. Race/Ethnicity of Juveniles Arrested for Part II Offenses, 2018.....	36
 APPENDIX A   DEFINITIONS.....	 37-39
APPENDIX B   PART II OFFENSES.....	41-43



This report provides crime statistics and analyses specific to Hawaii County. The complete *Crime in Hawaii, 2018* report, which will include statewide rate comparisons, plus data on police officers killed and assaulted, police department employee counts, and population estimates, will be available following submission of complete annual crime data from all four of Hawaii's county police departments. **Individual county reports will be superseded by *Crime in Hawaii, 2018* upon its publication.**

## Caveats

Statistical crime reporting requires a number of rules to count events consistently. Multiple offenses may be committed in most opportunities for crime, and multiple charges may be attached to a single arrest. The statistics presented in this report were collected and compiled using the FBI's Hierarchy Rule that limits crime counts to only the most serious offense committed within an incident that is constrained by time and place, and limits arrest counts to only the most serious charge per booking. Therefore, some crimes may be underreported, e.g., if the victim is killed in a single-victim robbery situation, only murder is recorded, not the crime of robbery. Further details of the Hierarchy Rule are discussed in Footnote 1 on page 2.

The number of reported offenses corresponds to a victim count for only some types of offenses. Violent crimes generally employ the total victim count. Robberies, however, are counted by the incident, regardless of the number of victims. Property crimes also are generally counted by the incident, with the notable exceptions that a burglary is counted for each structure entered, and a motor vehicle theft for each vehicle stolen.

Some crimes are inherently difficult to classify. The Uniform Crime Reporting (UCR) definition of aggravated assault, for example, is complex and has been misinterpreted, resulting in large variations between agencies and between years.

These statistics were produced from the operations of Hawaii's four county police departments. Statistics of prosecutorial, court, and parole board decisions are reported separately, by those agencies.

It is strongly cautioned that year-to-year changes based on small numbers of events are likely to result in large percentage changes which typically are not as meaningful as they might appear at first glance.

An unappreciated difference in the time period covered by two different sets of statistics can lead to erroneous conclusions regarding underlying relationships. For example, an abrupt change in the "percent of offenses cleared" statistics, which link the volume of arrests to the volume of reported offenses, should be viewed with caution because offenses already reported in previous years may be counted as cleared, by arrest or exceptional means, in the current year. A clearance is further defined in Appendix A.

The distinction between resident and de facto population is a most important consideration in viewing *Crime in Hawaii*. Crime rates are based on the number of crimes per 100,000 residents. De facto population includes the number of persons physically present in the state: residents, tourists, and non-resident military personnel. Crime rates based on de facto population can be significantly different than rates based on resident population. The UCR program uses resident population to calculate crime rates for all states. However, because of Hawaii's relatively small resident population and large visitor population, crime rates based on resident population are much higher when compared to rates based on the actual number of people in the state.

These and other issues surrounding the collection and compilation of crime and arrest data can contribute to the misinterpretation of statistics presented in this report. We welcome the opportunity to address the validity of readers' interpretations involving these crime statistics. Please feel free to contact us:

Research & Statistics Branch  
Crime Prevention and Justice Assistance Division  
Department of the Attorney General  
235 S. Beretania Street, Suite 401  
Honolulu, Hawaii 96813

Tel: (808) 586-1150  
Fax: (808) 586-1097  
Web: [ag.hawaii.gov/cpja/](http://ag.hawaii.gov/cpja/)



# THE UNIFORM CRIME REPORTING PROGRAM

## BACKGROUND

The Uniform Crime Reporting (UCR) Program was initiated in 1930 by the International Association of Chiefs of Police (IACP) to meet a recognized need for a nationwide system to collect crime statistics. Since there are numerous differences in criminal codes throughout the United States, the UCR program uses a standard definition for each offense. Law enforcement agencies submit data in accordance to these definitions rather than state statutes. This standardization allows for inter-jurisdictional comparisons and internal validity of national totals.

The national UCR program is administered by the Federal Bureau of Investigation (FBI). Definitions of specific offenses, as well as reporting criteria, are contained in the FBI's *Summary Reporting System (SRS) User Manual*. The FBI provides report forms and training to city, county, and state law enforcement agencies. Crime data are collected by over 18,000 local enforcement agencies and reported to the FBI. The FBI assembles, publishes, and distributes a comprehensive annual publication entitled *Crime in the United States*, as well as periodic special reports.

In an effort to streamline procedures and provide consistency and comparability of data, the FBI promoted the development of state UCR programs. The purpose of the state-level UCR program is to collect data from local law enforcement agencies and assure compliance with standards developed jointly by the FBI and IACP.

Hawaii's UCR program was housed in the Judiciary from its inception in 1975 until 1981, when it was transferred to the Hawaii Criminal Justice Data Center, a Division of the Department of the Attorney General. In 1991, the program was transferred from the Data Center to the Research and Statistics Branch of the Crime Prevention Division, which in 1995 became the Crime Prevention and Justice Assistance Division.

The Research and Statistics Branch collects and reviews the UCR reports received from the four county police departments before forwarding the reports to the FBI. The Branch is also responsible for providing technical assistance to the contributing agencies, as well as serving as the FBI's single point of contact in the State of Hawaii.

## CRIME STATISTICS

Consistent with the UCR objectives of providing the best representation of total crime and providing the most meaningful data to police departments, the UCR program collects data on reported offenses and arrests. It is widely understood that offenses known to police are an under-representation of the total number of crimes committed, and that a truly reliable measure of unreported crimes is difficult, if not impossible, to obtain. However, the use of reported offenses as official statistics can be verified and compared over time and between jurisdictions.

Because of their seriousness and frequency of occurrence, seven offenses were initially chosen by the IACP to comprise a Crime Index and serve as indicators of our nation's crime experience: murder and non-negligent manslaughter; rape; robbery; aggravated assault; burglary; larceny-theft; and motor vehicle theft. In 1979, a congressional mandate added arson

as the eighth Crime Index Offense.<sup>1</sup> In 2013, a reauthorization act mandated the FBI to add two human trafficking offenses, commercial sex act and involuntary servitude, as Part I offenses, totaling ten Crime Index offenses.

Information reported for Index Offenses includes: the number of crimes reported; the number of offenses cleared by arrest or by exceptional means;<sup>2</sup> the number of arrests, and the value of property destroyed by arson and taken in each of the remaining offenses, except aggravated assault. (By definition, property cannot be taken in an assault. An offense that begins as an assault but ends with property being taken is classified as robbery.) The ten Index Crimes plus the crime of negligent manslaughter are referred to as Part I Offenses. While complete information is collected on non-traffic related negligent manslaughters, this offense is rare and not mentioned in *Crime in the United States*. Part II Offenses include all other offenses, except traffic, not included in Part I. The national UCR program collects and reports only arrest data for Part II Offenses, while *Crime in Hawaii* additionally contains reported Part II Offense statistics.<sup>3</sup> Total negligent manslaughter arrests, including traffic-related, are included in *Crime in Hawaii* with the Part II arrests.

Definitions of terms used in this report appear in Appendices A and B. More detailed descriptions of the UCR program can be obtained from the *Summary Reporting System (SRS) User Manual* published by the FBI. Trends in law enforcement officers killed and assaulted (LEOKA) are reported in Appendix C, and population estimates are noted in Appendix D. New data for cargo theft, effective 2014, are reported in Appendix E.

UCR program rules for classifying and counting crimes are somewhat complex and can, at times, even appear contradictory. Prior to delving into the pages that follow, first-time readers of *Crime in Hawaii* are encouraged to read the “Caveats” page. All readers are requested to review this page when attempting to answer questions about how crimes and arrests are counted and to contact us if their questions remain unanswered. Contact information is at the bottom of the “Caveats” page.

## RECENT REVISIONS

In 2013, in addition to removing the word “forcible,” the FBI also approved revisions to the UCR Program’s definition of rape.<sup>4</sup> The revised definition of rape is, “The penetration, no matter how slight, of the vagina or anus with any body part or object, or oral penetration by a

---

<sup>1</sup> Hawaii has collected arson offense data since 1980. The Hierarchy Rule does not apply to arson offenses. This means that all arsons which become known to the police are counted, so that crime incidents which include arson and one or more of the other Index Offenses are counted twice. As a result, the FBI does not include arsons in calculating and reporting total Index Crimes or property crimes and their respective crime rates. In order to remain consistent with federal reporting, Hawaii also does not include arsons in total Index Crimes and property crimes. Arson offenses are also not counted in the grand total of Index & Part II Offenses.

<sup>2</sup> An offense cleared by exceptional means is one in which the offender and his or her exact location are known to the law enforcement agency but, for reasons beyond the control of the agency, the offender cannot be arrested. See Appendix A for definition and examples.

<sup>3</sup> See Appendix B for definitions of Part II offenses.

<sup>4</sup> The State of Hawaii will continue to track rape data under the old, or legacy, definition until comparative trends have been established. This will only apply to offense data and not arrests.



sex organ of another person, without the consent of the victim.” This revised definition encompasses all genders as victims of rape and also includes the offenses of sodomy, and sexual assaults with an object, which were previously reported to the FBI only as arrests in the “other sex offenses” category. The old definition, which will be referred to as the legacy definition throughout this report, is defined as, “The carnal knowledge of a female forcibly and against her will.” The State of Hawaii commenced the collection of rape data per the revised definition on January 1, 2014.

Other than the addition of arson in 1979, the UCR program has been a stable and static source of crime statistics for the U.S., allowing for crime rate comparisons between police departments and states across the nation. The FBI recently directed the participating agencies to additionally report the following offenses and arrests to its UCR program:

In 2010, in response to the *USA Patriot Improvement and Re-authorization Act of 2005*, which required the Attorney General to report cargo theft as a separate category in the FBI’s UCR system, the FBI added the offense of cargo theft. Due to the low numbers of participating agencies reporting cargo theft to the FBI, the FBI has yet to publish a cargo theft report. The State of Hawaii required participating law enforcement agencies to commence the collection of cargo theft data in January 2014; these data are reported in Appendix E.

In 2013, in order to comply with the *William Wilberforce Trafficking Victims Protection Reauthorization Act of 2008*, the FBI added two more offenses to its Part I Crime Index track: “Human Trafficking–Commercial Sex Acts” and “Human Trafficking–Involuntary Servitude”. The Act also required the FBI to distinguish between assisting or promoting prostitution, purchasing prostitution, and prostitution, all of which are reported only as Part II arrests. The State of Hawaii initiated the human trafficking data collection in January 2014. In contrast to the FBI’s *Crime in the U.S.* report, which reports human trafficking data separately, the *Crime in Hawaii* report documents human trafficking offenses<sup>5</sup> and arrests as Part I violent Index Crimes, as specified in the FBI’s *SRS User Manual*. Prostitution arrests are aggregated under the prostitution category, in line with the national report.

Lastly, the FBI revised the race categories in 2013 in accordance with a directive from the U.S. Government’s Office of Management and Budget. The “Asian/Pacific Islander” race category was separated into “Asian” and “Native Hawaiian or Other Pacific Islander” categories, which also necessitated the State of Hawaii to add “Other Asian” and “Other Pacific Islander” subcategories to its expanded list of Asian and Pacific Islander subcategories.

## NATIONAL INCIDENT-BASED REPORTING SYSTEM

The FBI announced the discontinuation of the SRS version of the nationwide UCR Program, effective January 1, 2021. Only the National Incident-Based Reporting System (NIBRS) version will continue thereafter (see <https://ucr.fbi.gov/nibrs-overview>). With the assistance of the FBI and other federal agencies, the Hawaii UCR Program entered the certification phase for its NIBRS data repository system in late 2018. For more information on the effects of NIBRS on crime statistics, please visit [https://ucr.fbi.gov/nibrs/2014/resource-pages/effects\\_of\\_nibrs\\_on\\_crime\\_statistics\\_final.pdf](https://ucr.fbi.gov/nibrs/2014/resource-pages/effects_of_nibrs_on_crime_statistics_final.pdf).

---

<sup>5</sup> As in the case for arson, the Hierarchy Rule does not apply to human trafficking offenses, thus all instances of human trafficking are reported. Human trafficking offenses are not included in the total Index Crime count, violent Index Crime, or the grand total of Index & Part II Offenses.

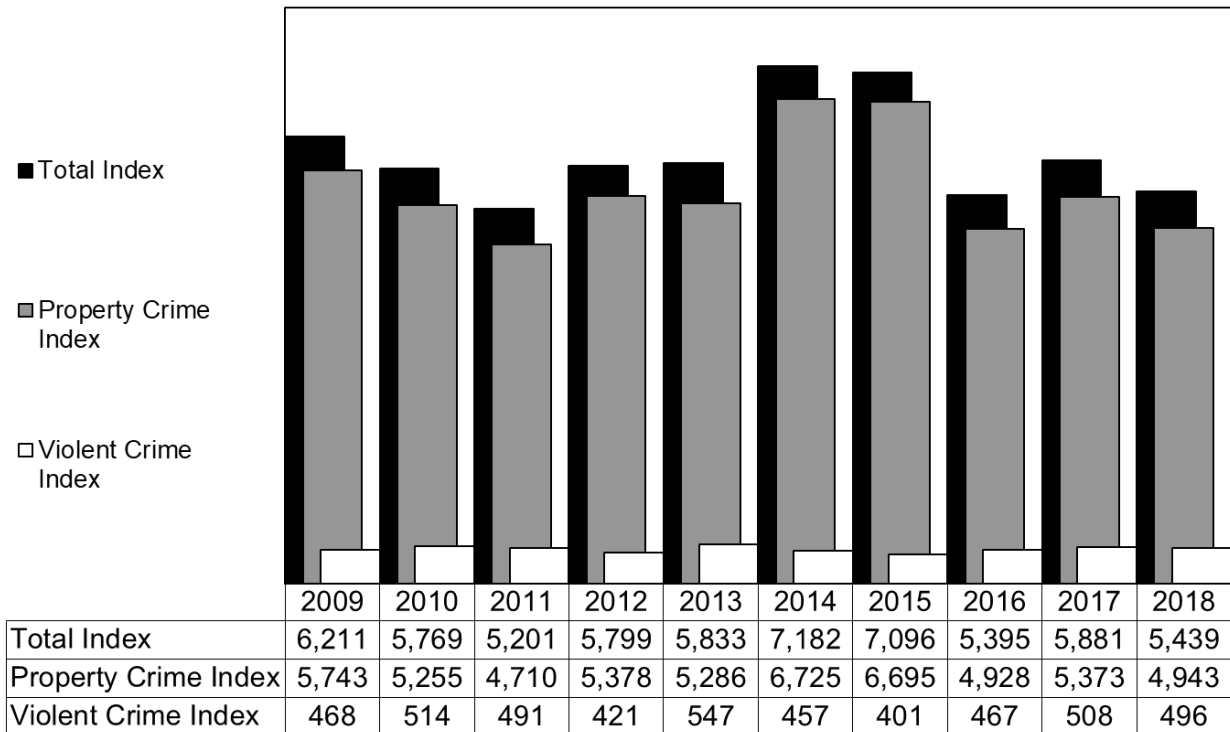


In 2018, the total number of Index Crimes reported in Hawaii County decreased 7.5%; violent crimes decreased 2.4%, and property crimes decreased 8.0%. The number of reported crimes decreased in 2018 for five Index Crime categories: robbery, 15.6%; aggravated assault, 6.3%; larceny-theft, 11.5%; motor vehicle theft, 8.9%; and arson, 37.5%. The number of reported crimes increased for three Index Crime categories: murder, 20.0%; rape, 12.0%; and burglary, 7.8%. No human trafficking offenses were reported for either year.

During the past 10 years, the population of Hawaii County increased 14.0%, and the total number of reported Index Crimes decreased 12.4%, violent crimes increased 6.0%, and property crimes decreased 13.9%.

The table on the following page lists the numbers of reported offenses, excluding traffic, in Hawaii County from 2009 to 2018.

**Total Reported Index Offenses  
Hawaii County, 2009-2018**



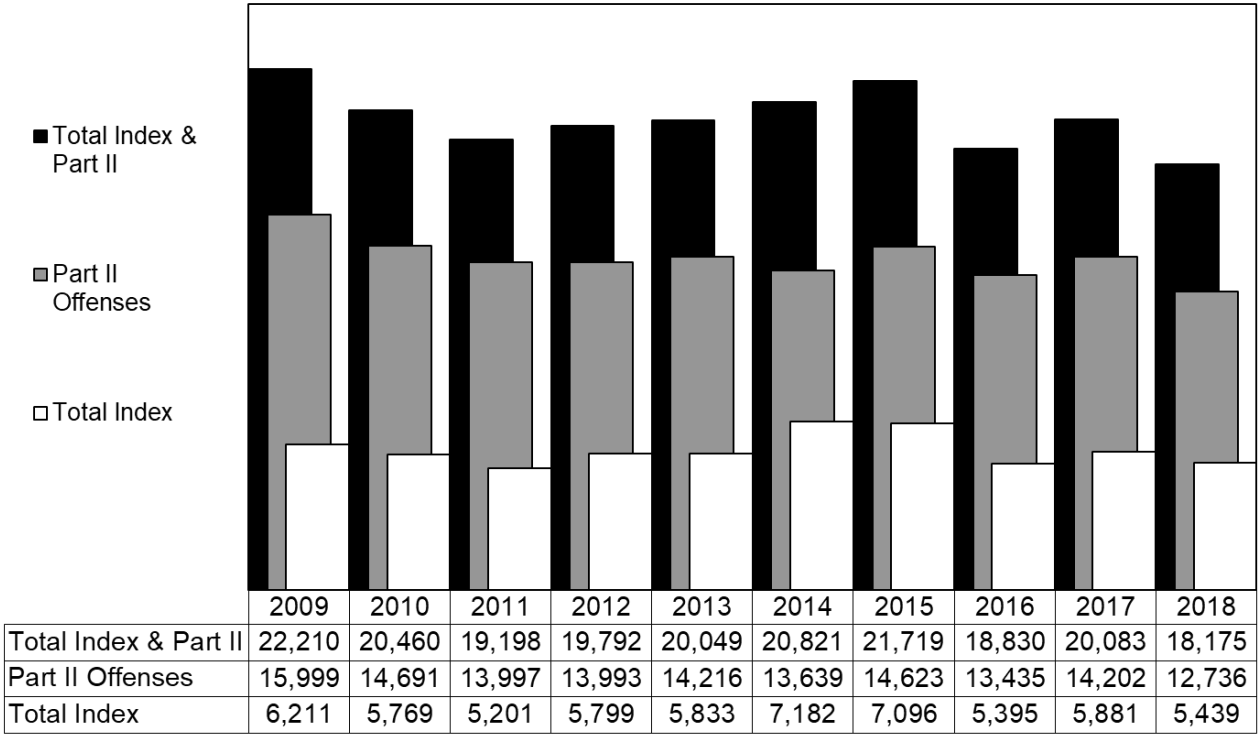
## Reported Offenses Hawaii County, 2009-2018

	2009	2010	2011	2012	2013	2014	2015	2016	2017	2018
<b>Total Index</b>	<b>6,211</b>	<b>5,769</b>	<b>5,201</b>	<b>5,799</b>	<b>5,833</b>	<b>7,182</b>	<b>7,096</b>	<b>5,395</b>	<b>5,881</b>	<b>5,439</b>
<b>Violent Crime Index</b>	<b>468</b>	<b>514</b>	<b>491</b>	<b>421</b>	<b>547</b>	<b>457</b>	<b>401</b>	<b>467</b>	<b>508</b>	<b>496</b>
Murder	5	3	3	5	9	3	8	9	5	6
Rape*						103	95	115	142	159
Rape (legacy)*	66	85	63	41	55	63**	71**	72**	101**	107**
Robbery	67	79	62	74	89	78	54	69	77	65
Aggravated Assault	330	347	363	301	394	273	244	274	284	266
<b>Property Crime Index</b>	<b>5,743</b>	<b>5,255</b>	<b>4,710</b>	<b>5,378</b>	<b>5,286</b>	<b>6,725</b>	<b>6,695</b>	<b>4,928</b>	<b>5,373</b>	<b>4,943</b>
Burglary	1,415	1,141	946	1,184	1,138	1,198	1,061	823	872	940
Larceny-Theft	3,855	3,627	3,360	3,751	3,727	4,795	4,725	3,580	3,770	3,337
Motor Vehicle Theft	473	487	404	443	421	732	909	525	731	666
<b>Arson</b>	<b>28</b>	<b>21</b>	<b>39</b>	<b>19</b>	<b>32</b>	<b>18</b>	<b>31</b>	<b>41</b>	<b>32</b>	<b>20</b>
<b>Human Trafficking - Commercial Sex Acts</b>						0	1	0	0	0
<b>Human Trafficking - Involuntary Servitude</b>						0	0	0	0	0

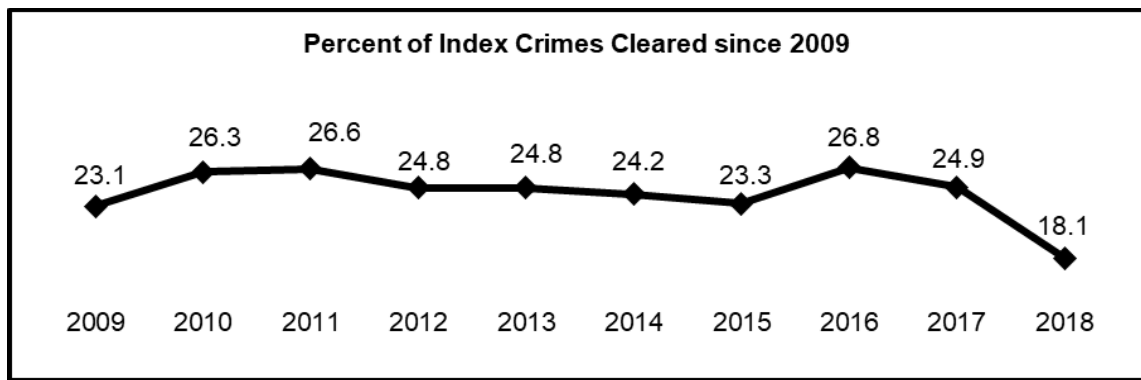
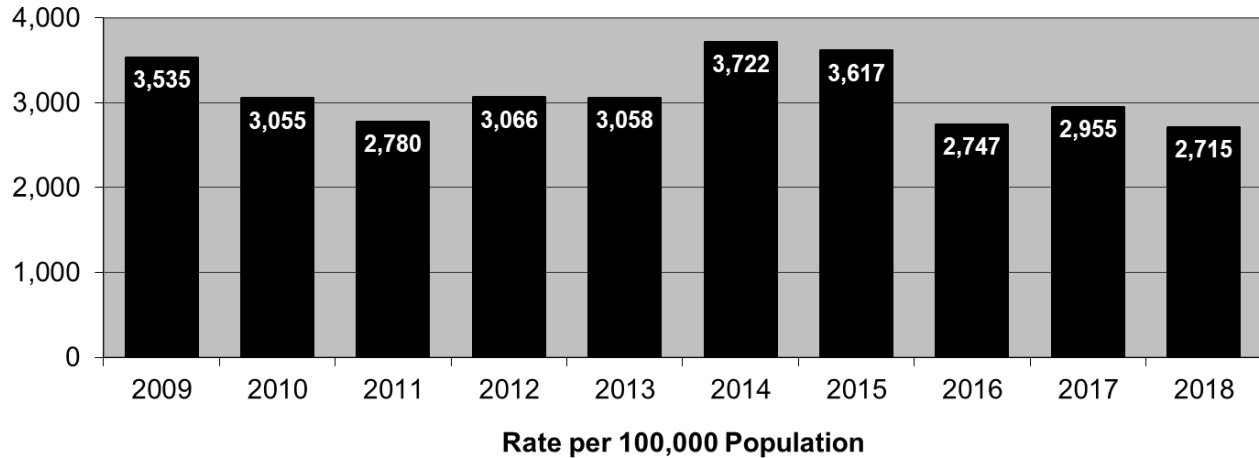
	2009	2010	2011	2012	2013	2014	2015	2016	2017	2018
Part II Offenses	15,999	14,691	13,997	13,993	14,216	13,639	14,623	13,435	14,202	12,736
<b>Total Index &amp; Part II</b>	<b>22,210</b>	<b>20,460</b>	<b>19,198</b>	<b>19,792</b>	<b>20,049</b>	<b>20,821</b>	<b>21,719</b>	<b>18,830</b>	<b>20,083</b>	<b>18,175</b>

Note: Violent Crime Index, Property Crime Index, Part II Offenses, and Total Index and Part II offenses exclude arson and human trafficking offenses.  
 \* On January 1, 2014, the State of Hawaii commenced the collection of rape data using the FBI's revised definition (see pages 3 and 15 for more details).  
 \*\*The total number of rapes under the legacy definition in 2014 is not separately included in the Violent Crime Index, Total Index, and Total Index & Part II offenses. It is, however, already included in the rape count under the revised definition.

**Total Reported Index & Part II Offenses  
Hawaii County, 2009-2018**



### Total Index Crime Rate, Hawaii County, 2009-2018



**Index Crimes** - Murder, rape, robbery, aggravated assault, burglary, larceny-theft, motor vehicle theft, and arson. However, due to a different method of counting, arson and human trafficking offenses are not included in the totals of reported Index Crimes and Index & Part II Offenses.

#### From 2017 to 2018:

- Reported Index Crimes decreased 8.1% in rate.

#### Comparing 2018 to 2009:

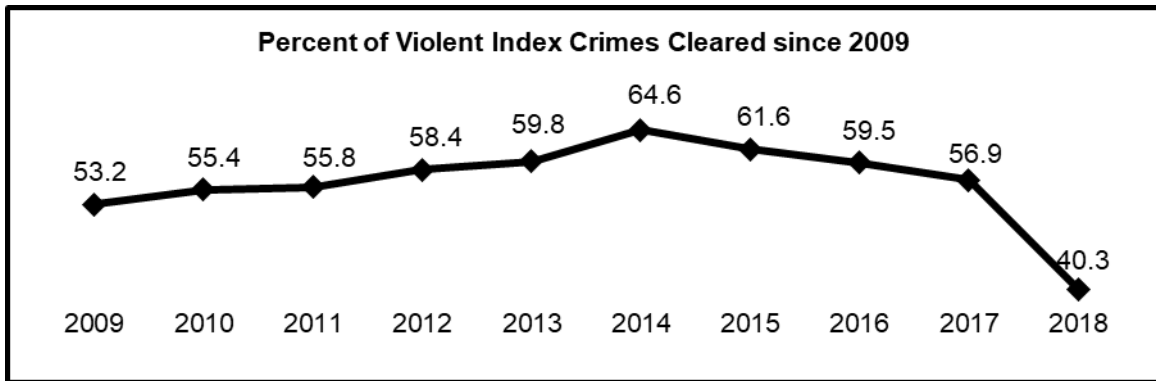
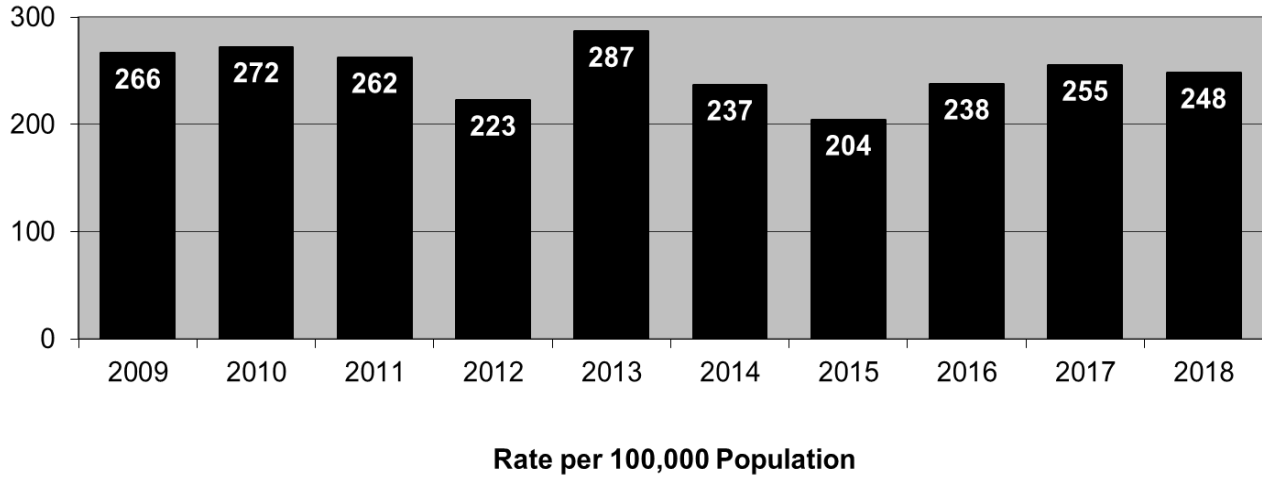
- The Index Crime rate decreased 23.2%.

#### In 2018, of the 5,439 Index Crimes reported:

- Property crimes accounted for 90.9% (4,943).
- Violent crimes accounted for 9.1% (496).

**Hawaii County's total Index Crime rate in 2018 was at its lowest level on record since the start of statewide data collection in 1975.**

### Violent Crime Rate, Hawaii County, 2009-2018



**Violent Crimes** - Murder, rape, robbery, and aggravated assault. Human trafficking - commercial sex acts and human trafficking - involuntary servitude are also violent crimes; however, due to a different method of counting, they are not included in the totals of violent crimes, Index Crimes, and total Index & Part II Offenses.

**From 2017 to 2018:**

- The rate of reported violent crimes decreased 3.0%.

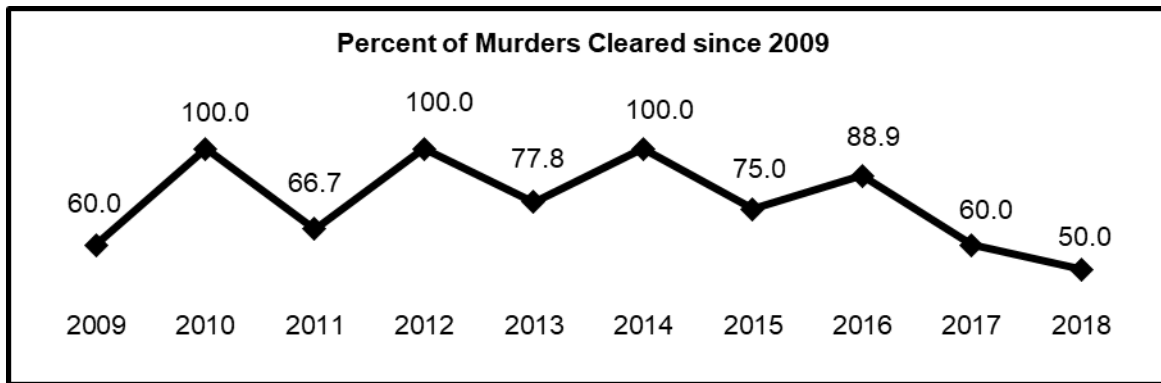
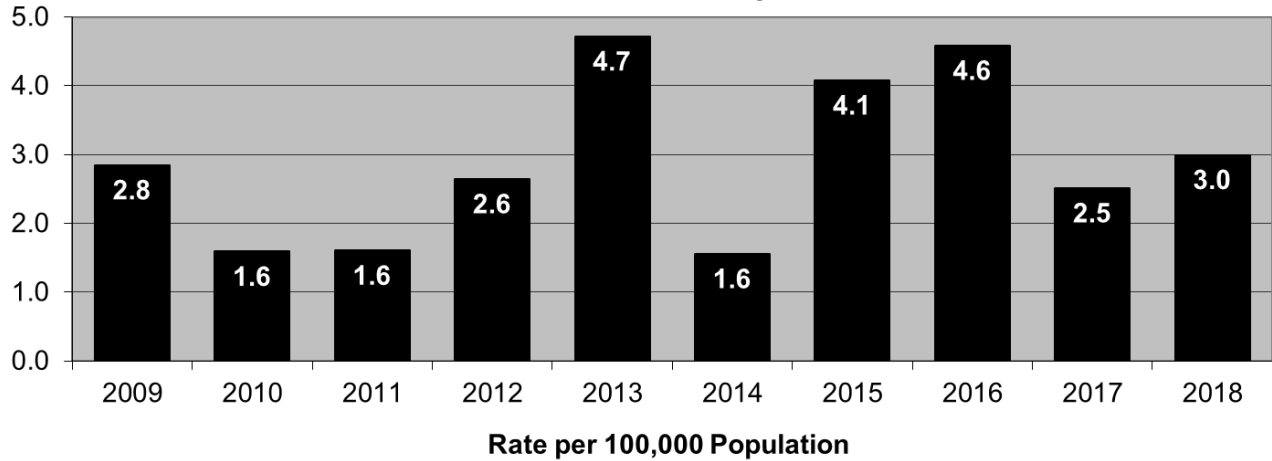
**Comparing 2018 to 2009:**

- The violent crime rate decreased 7.0%.

**In 2018, of the 496 violent crimes reported:**

- Aggravated assault accounted for 53.6% (266).
- Rape accounted for 32.1% (159).
- Robbery accounted for 13.1% (65).
- Murder accounted for 1.2% (6).

### Murder Rate, Hawaii County, 2009-2018



**Murder** - The willful killing of one human being by another.

#### From 2017 to 2018:

- The murder rate increased 19.2%, with 5 murders reported in 2017, versus 6 reported in 2018.

#### Comparing 2018 to 2009:

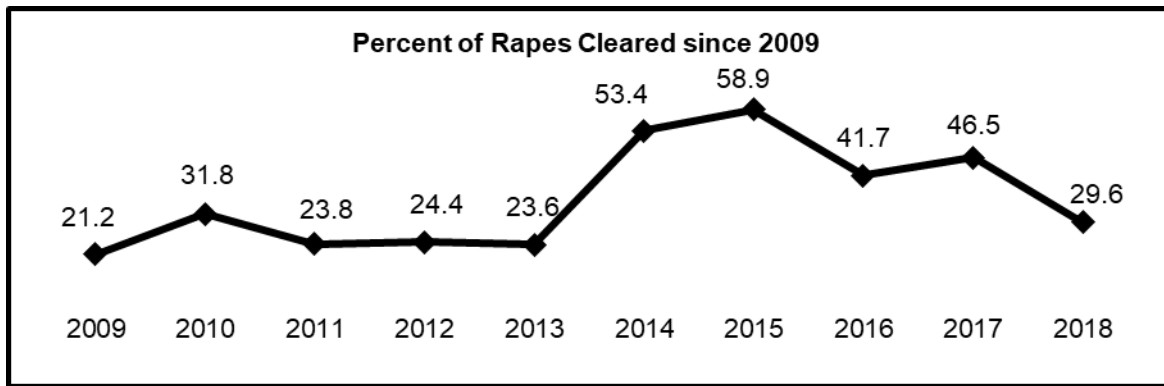
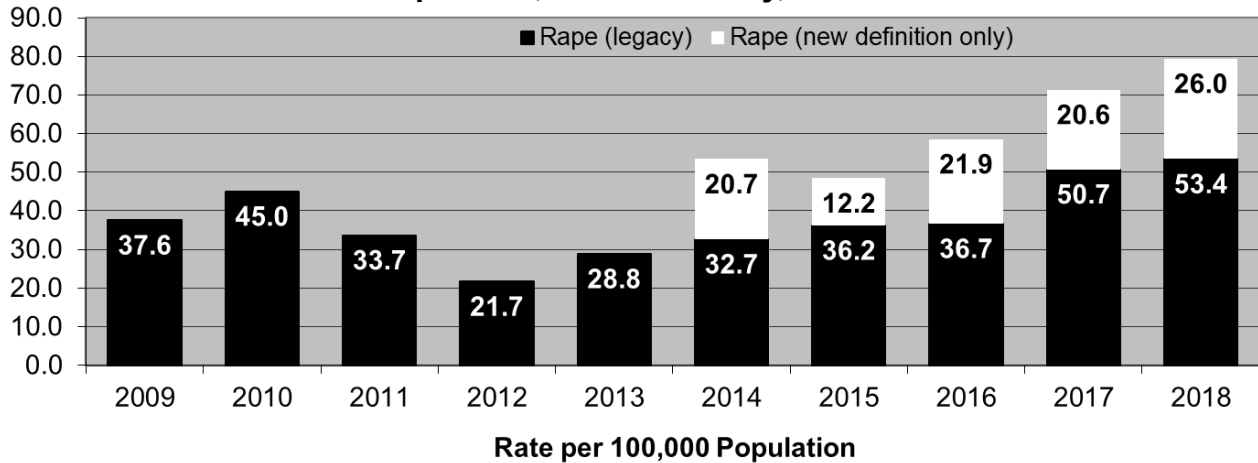
- The murder rate increased 5.3%, with 5 murders reported in 2009 and 6 murders reported in 2018.

#### In 2018, of the 6 reported murders:

- Firearms were involved in 66.7% (4).
- “Other” or unknown weapons were involved in 33.3% (2).



### Rape Rate, Hawaii County, 2009-2018



**Rape (legacy)\*** - The carnal knowledge of a female forcibly and against her will. Assaults or attempts to commit rape by force or threat of force are included.

**Rape (revised)\*** - Penetration, no matter how slight, of the vagina or anus with any body part or object, or oral penetration by a sex organ of another person, without the consent of the victim.

**From 2017 to 2018:**

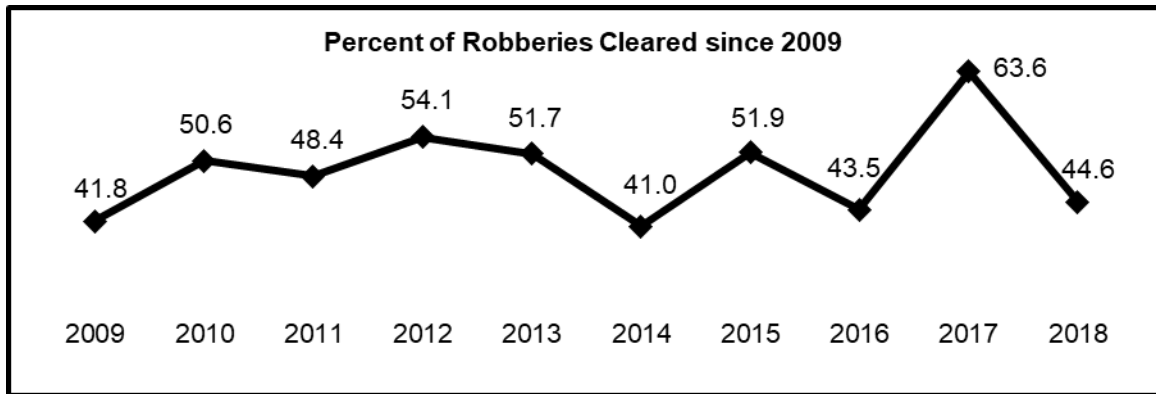
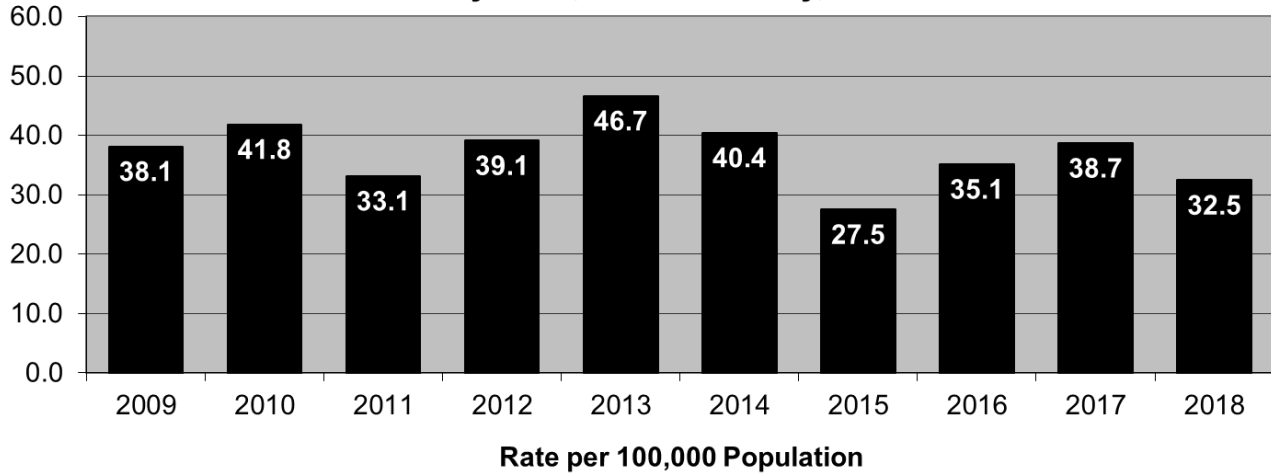
- Rapes increased by 11.3% in rate.

**Comparing 2018 to 2009:**

- The rape rate, based on the legacy definition, increased 42.2%.

*\*Note: On January 1, 2014, the State of Hawaii began collecting rape data under the FBI's revised definition. The State of Hawaii will continue to also collect rape data under the old, or legacy, definition so that comparative trends can be established. See page 2-3 for more information.*

### Robbery Rate, Hawaii County, 2009-2018



**Robbery** - The taking or attempting to take anything of value from the care, custody, or control of a person or persons by force or threat of force or violence and/or by putting the victim in fear.

#### From 2017 to 2018:

- The rate of reported robberies decreased 16.1%.

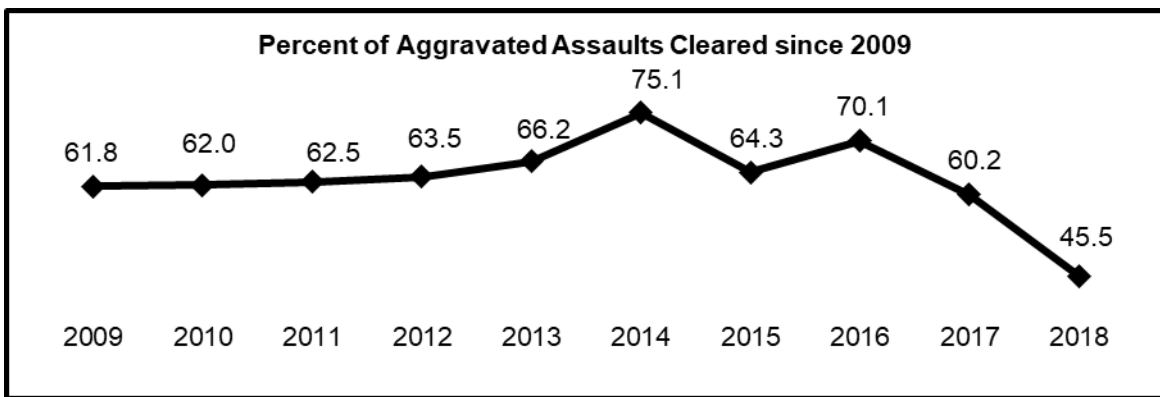
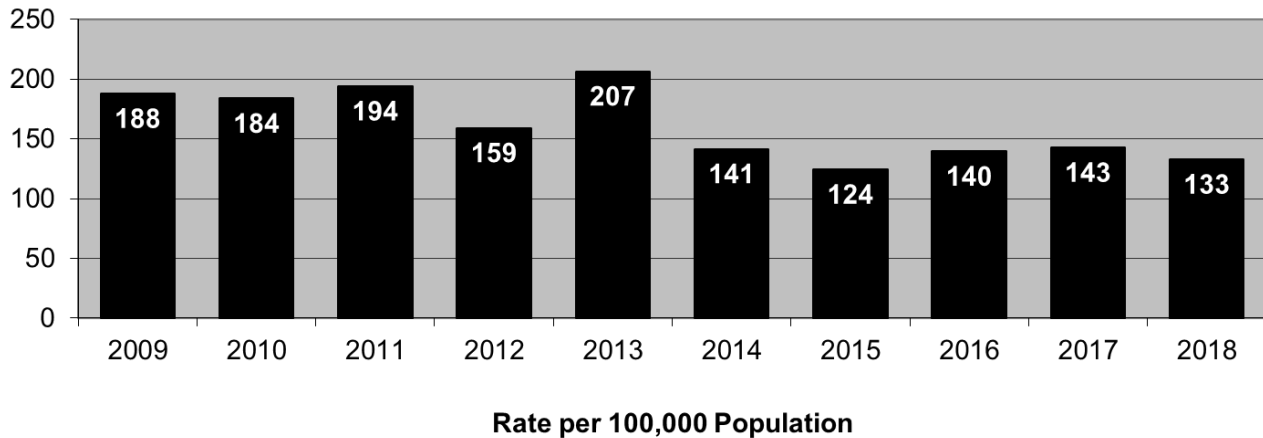
#### Comparing 2018 to 2009:

- The robbery rate decreased 14.9%.

#### In 2018, of the 65 robberies reported:

- Strongarm weapons (hands, fists, feet, etc.) were involved in 55.4% (36).
- Firearms were involved in 23.1% (15).
- Knives or cutting instruments were involved in 10.75% (7).
- Other dangerous instruments were involved in 10.75% (7).

## Aggravated Assault Rate, Hawaii County, 2009-2018



**Aggravated Assault** - The unlawful attack or attempted attack by one person upon another for the purpose of inflicting severe or aggravated bodily injury. This type of assault is usually accompanied by the use of a weapon or by means likely to produce death or great bodily harm.

### From 2017 to 2018:

- Reported aggravated assaults decreased 6.9% in rate.

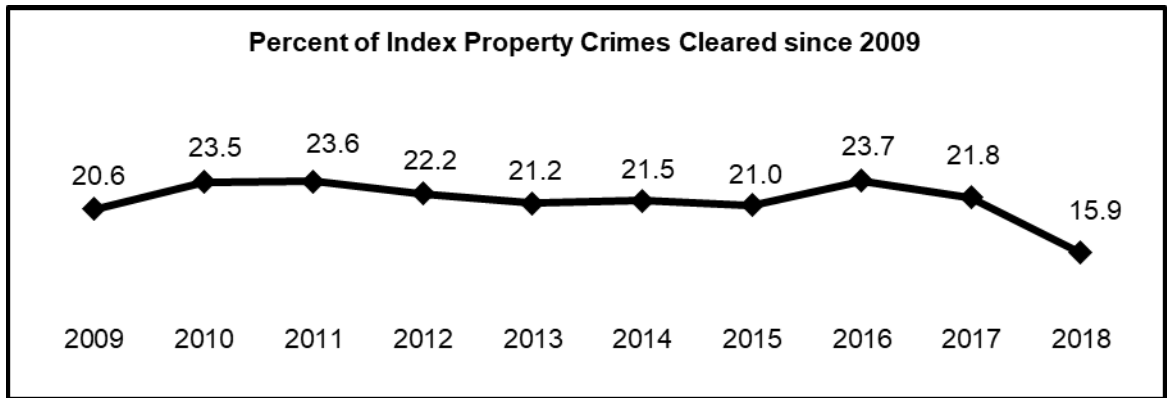
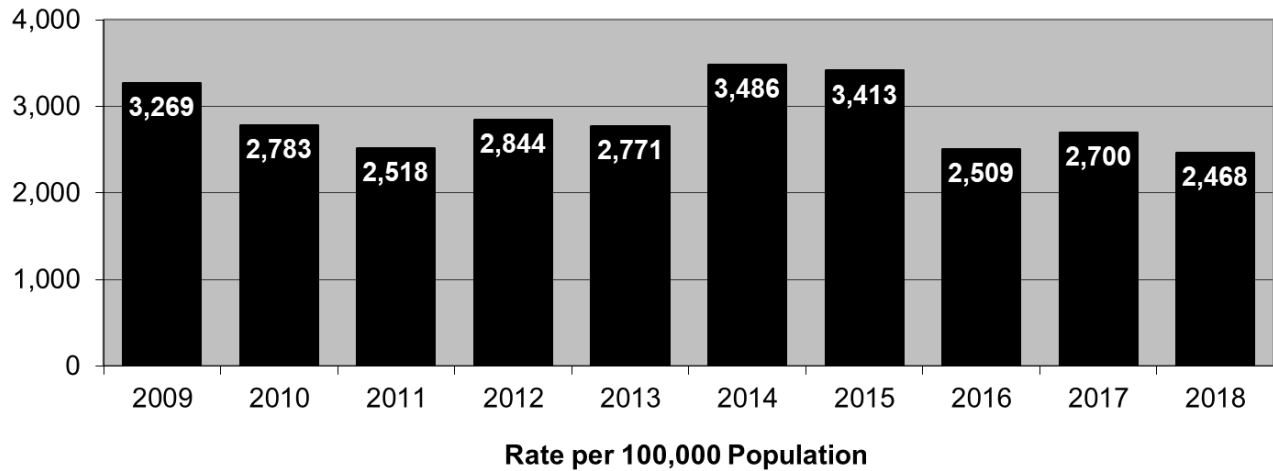
### Comparing 2018 to 2009:

- The reported aggravated assault rate decreased 29.3%.

### In 2018, of the 266 aggravated assaults reported:

- Other dangerous instruments were involved in 33.1% (88).
- Strongarm weapons (hands, fists, feet, etc.) were used in 32.7% (87).
- Knives or cutting instruments were involved in 21.0% (56).
- Firearms were involved in 13.2% (35).

### Property Crime Rate, Hawaii County, 2009-2018



**Property Crimes** - Burglary, larceny-theft, and motor vehicle theft. Arson is also a property crime; however, due to a different method of counting, it is not included in the totals of property crimes, Index Crimes, and total Index & Part II Offenses.

#### From 2017 to 2018:

- Reported property crimes decreased 8.6% in rate.

#### Comparing 2018 to 2009:

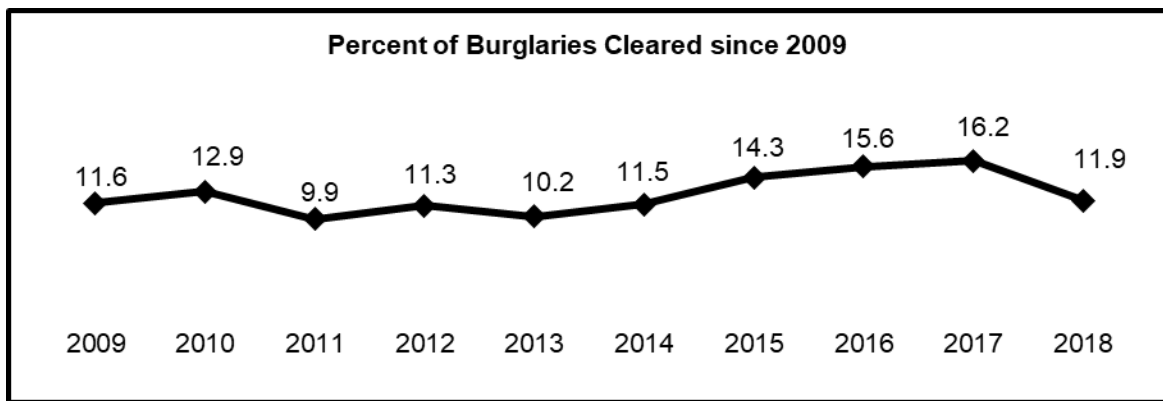
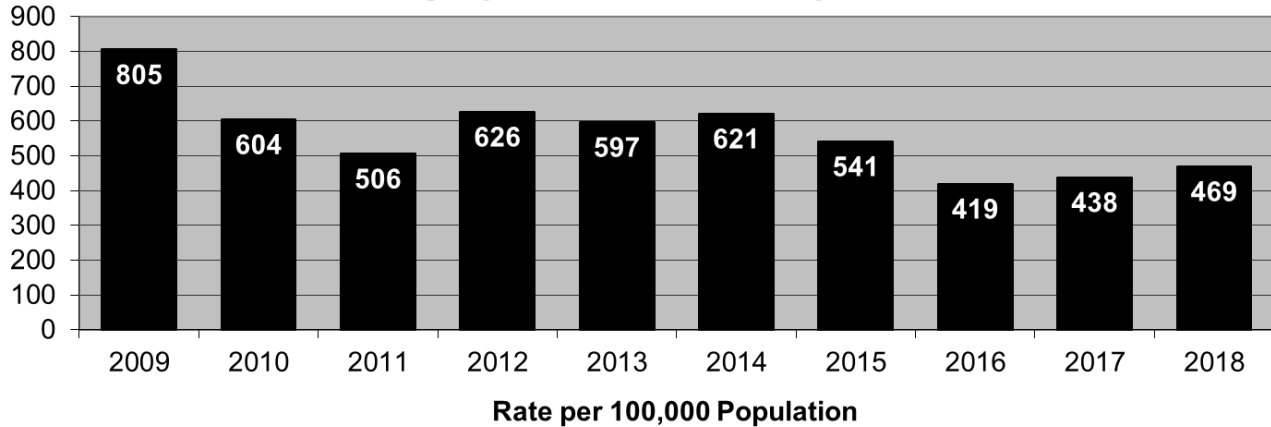
- The property crime rate decreased 24.5%.

#### In 2018, of the 4,943 property crimes reported:

- Larceny-theft accounted for 67.5% (3,337).
- Burglary accounted for 19.0% (940).
- Motor vehicle theft accounted for 13.5% (666).

**Hawaii County's property crime rate in 2018 was at its lowest level on record since the start of statewide data collection in 1975.**

### Burglary Rate, Hawaii County, 2009-2018



**Burglary** - The unlawful entry of a structure to commit a felony or a theft. Attempted burglary is included.

**From 2017 to 2018:**

- The rate of reported burglaries increased 7.1%.

**Comparing 2018 to 2009:**

- The burglary rate decreased 41.7%.

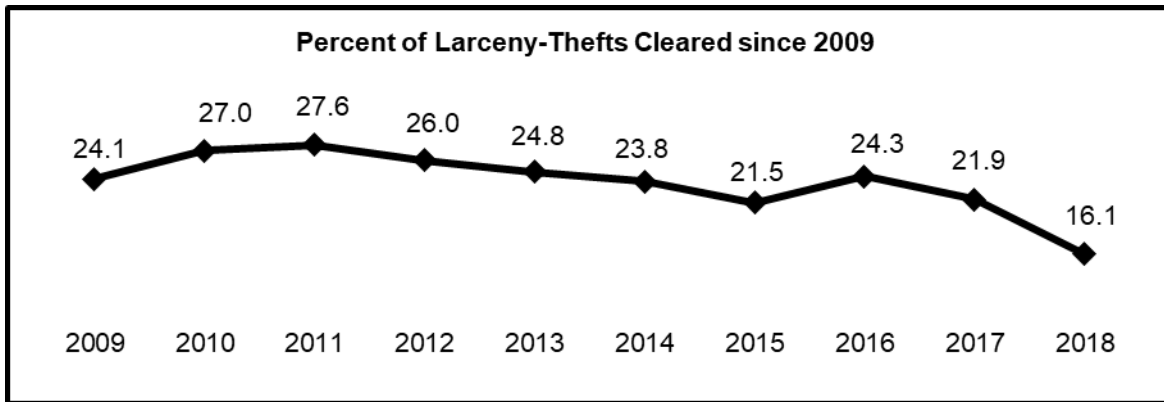
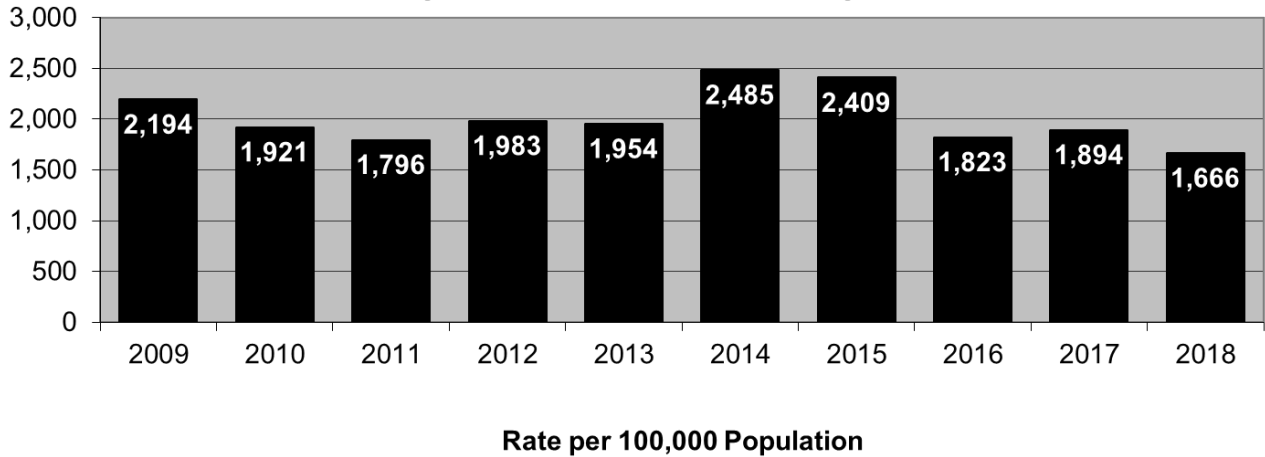
**In 2018,** of the 940 burglaries and attempted burglaries reported:

- Burglary accounted for 99.3% (933).
- Attempted burglary accounted for 0.7% (7).

**In 2018,** of the 933 burglaries that were reported:

- Structures entered by force accounted for 61.4% (573).
- Structures entered without force accounted for 38.6% (360).

### Larceny-Theft Rate, Hawaii County, 2009-2018



**Larceny-theft** - The unlawful taking, carrying, leading, or riding away of property from the possession or constructive possession of another.

**From 2017 to 2018:**

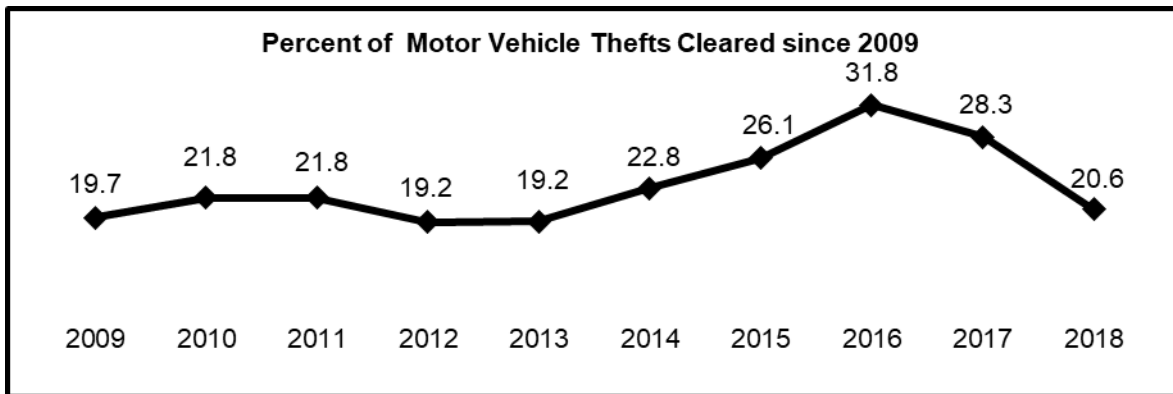
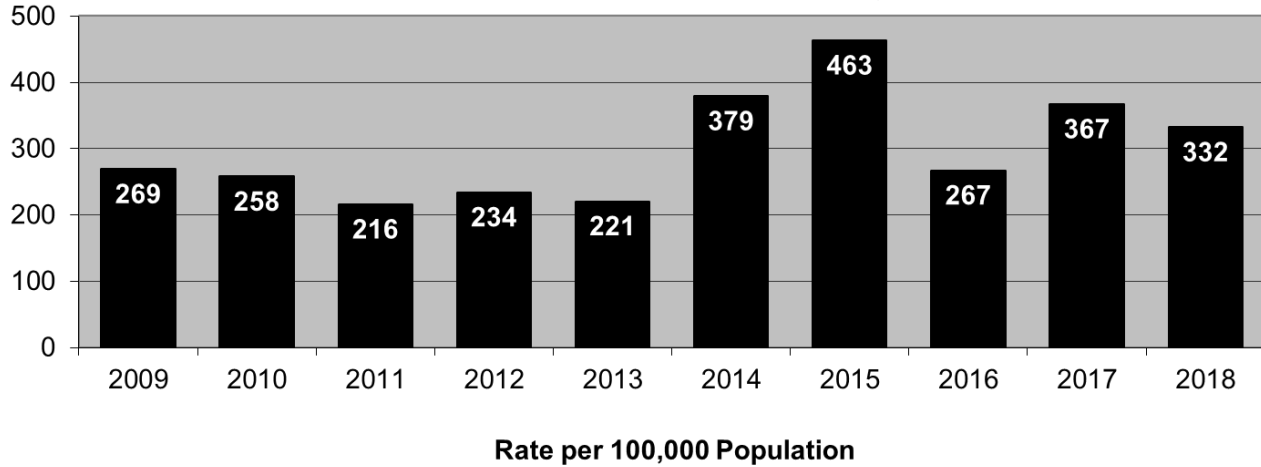
- The rate of reported larceny-thefts decreased 12.0%.

**Comparing 2018 to 2009:**

- The larceny-theft rate decreased 24.1%.

**Hawaii County’s larceny-theft rate in 2018 was at its lowest level on record since the start of statewide data collection in 1975.**

### Motor Vehicle Theft Rate, Hawaii County, 2009-2018



**Motor Vehicle Theft** - The theft or attempted theft of a motor vehicle.

**From 2017 to 2018:**

- Reported motor vehicle thefts decreased 9.5% in rate.

**Comparing 2018 to 2009:**

- The motor vehicle theft rate increased 23.5%.

**In 2018,** of the 666 motor vehicle thefts reported:

- Autos accounted for 57.2% (381).
- Other vehicles accounted for 22.1% (147). Included in this category are motorcycles, mopeds, and golf carts.
- Trucks and buses accounted for 20.7% (138). Included in this category are pickup trucks and vans.

**Value of Property Stolen by Type of Offense**  
**Hawaii County, 2018**

<b>OFFENSE</b>	<b># OF OFFENSES</b>	<b>PROPERTY VALUE</b>	<b>% OF TOTAL</b>
<b>MURDER</b>	<b>6</b>	<b>\$ -</b>	<b>0.0</b>
<b>RAPE</b>	<b>159</b>	<b>\$ 879</b>	<b>0.0</b>
<b>ROBBERY TOTAL</b>	<b>65</b>	<b>\$ 77,842</b>	<b>0.8</b>
Highway	28	\$ 22,124	0.2
Commercial House	2	\$ 1,839	0.0
Service Station	1	\$ -	0.0
Convenience Store	8	\$ 951	0.0
Residence	14	\$ 31,622	0.3
Bank	0	\$ -	0.0
Miscellaneous	12	\$ 21,306	0.2
<b>BURGLARY TOTAL</b>	<b>940</b>	<b>\$ 2,696,017</b>	<b>28.9</b>
Residence - Night	86	\$ 133,537	1.4
Residence - Day	235	\$ 727,303	7.8
Residence - Unknown	392	\$ 1,246,355	13.4
Non-Residence - Night	45	\$ 198,222	2.1
Non-Residence - Day	38	\$ 127,020	1.4
Non-Residence - Unknown	144	\$ 263,580	2.8
<b>LARCENY-THEFT TOTAL</b>	<b>3,337</b>	<b>\$ 2,892,664</b>	<b>31.0</b>
Pocket Picking	12	\$ 24,457	0.3
Purse Snatching	8	\$ 6,125	0.1
Shoplifting	654	\$ 101,427	1.1
From Motor Vehicles	625	\$ 266,863	2.9
Motor Vehicle Parts	180	\$ 143,511	1.5
Bicycles	101	\$ 37,271	0.4
From Buildings	289	\$ 375,499	4.0
Coin Machines	5	\$ 1,124	0.0
All Others	1,463	\$ 1,936,387	20.8
<b>MOTOR VEHICLE THEFT</b>	<b>666</b>	<b>\$ 3,651,265</b>	<b>39.2</b>
<b>GRAND TOTAL</b>	<b>5,173</b>	<b>\$ 9,318,667</b>	<b>100%</b>

*Note: Due to rounding, individual percentages may not resolve with subtotals and total.*



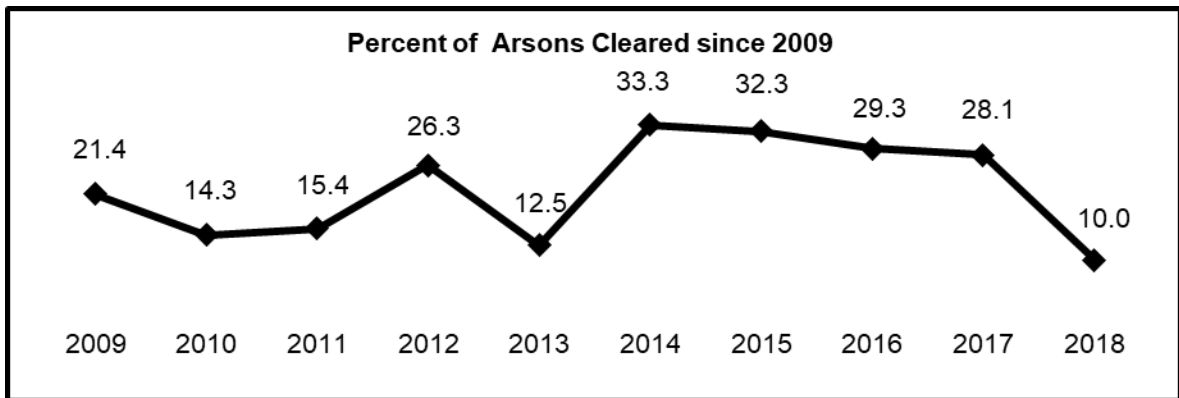
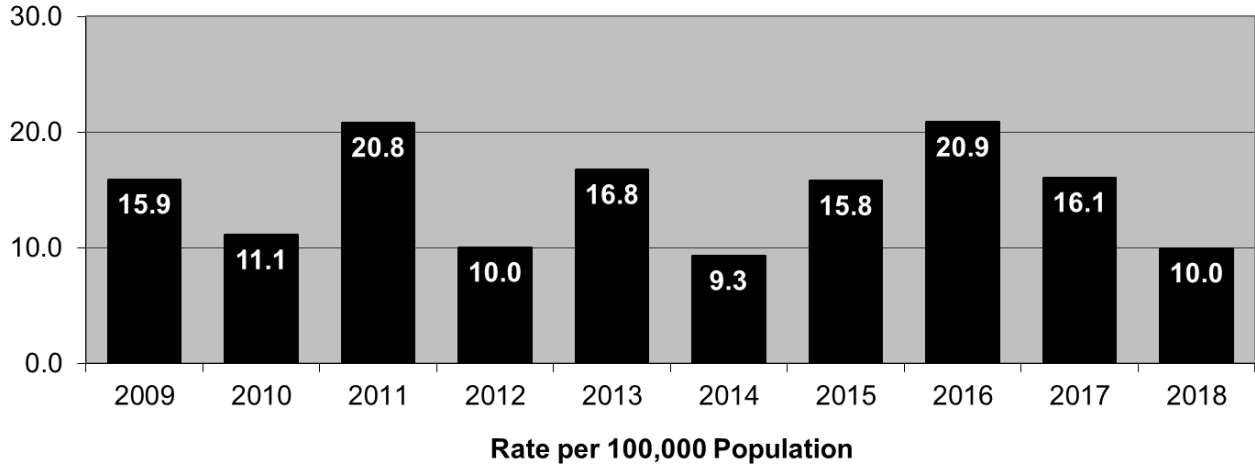
**Value of Property Stolen & Recovered  
Hawaii County, 2018**

<b>Property Type</b>	<b>Amount Stolen</b>	<b>Amount Recovered</b>	<b>% Recovered</b>
Money - Notes	\$494,318	\$453	0.1
Jewels	\$788,029	\$546	0.1
Clothing - Furs	\$63,594	\$8,460	13.3
Motor Vehicles	\$3,871,664	\$1,093,236	28.2
Office Equipment	\$110,698	\$2,024	1.8
Televisions - Radios	\$147,879	\$5,377	3.6
Firearms	\$65,442	\$1,000	1.5
Household Goods	\$115,079	\$3,833	3.3
Consumable Goods	\$45,593	\$2,645	5.8
Livestock	\$18,676	\$16	0.1
Miscellaneous	\$3,597,695	\$211,372	5.9
<b>TOTAL</b>	<b>\$9,318,667</b>	<b>\$1,328,962</b>	<b>14.3%</b>

**Total Value of Property Stolen in Larceny-Thefts, by Value Lost per Offense  
Hawaii County, 2018**

<b>Value Lost per Offense</b>	<b># of Offenses</b>	<b>Total Property Value</b>	<b>% of Lost Value</b>
\$200 or Over	1,426	\$2,799,111	96.8
\$50 to \$200	752	\$79,478	2.7
Under \$50	1,159	\$14,075	0.5
<b>Total</b>	<b>3,337</b>	<b>\$2,892,664</b>	

### Arson Rate, Hawaii County, 2009-2018



**Arson** - Any willful or malicious burning or attempt to burn, with or without intent to defraud, a dwelling, house, public building, motor vehicle or aircraft, personal property of another, etc.

**From 2017 to 2018:**

- The reported arson rate decreased 37.9%.

**Comparing 2018 to 2009:**

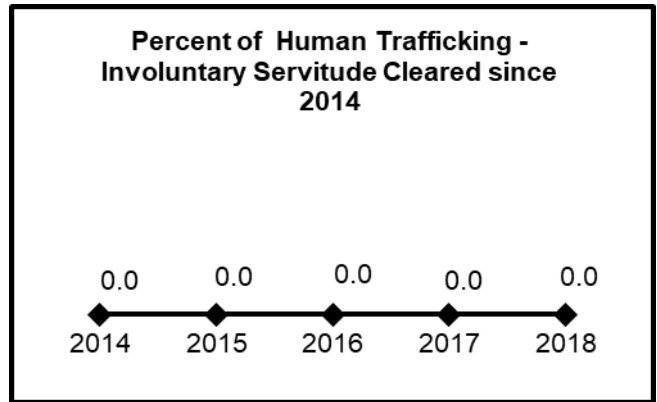
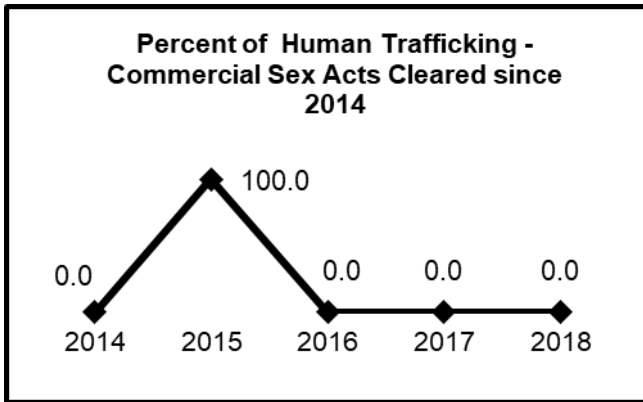
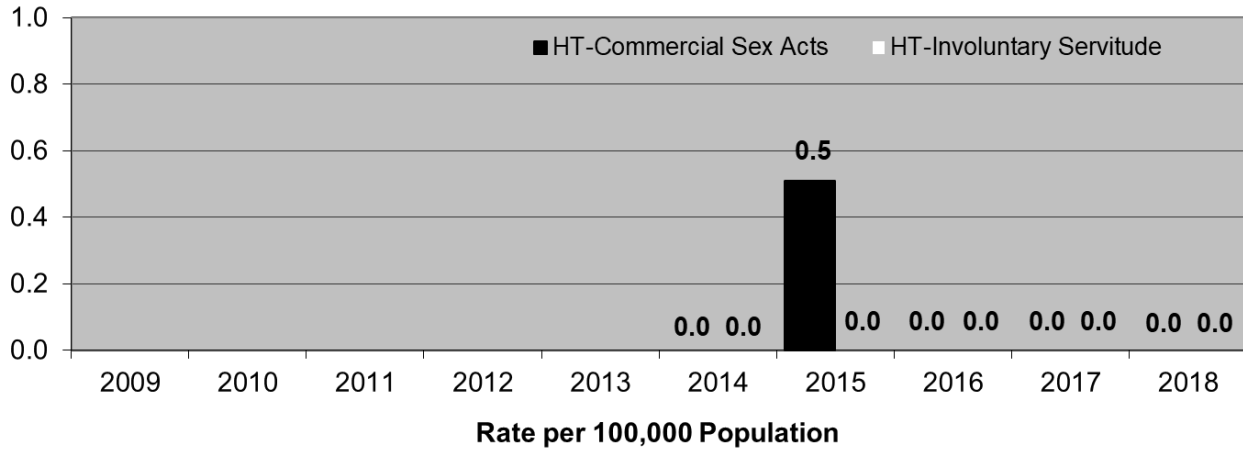
- The arson rate decreased 37.3%.

**Value of Property Destroyed by Arson  
Hawaii County, 2018**

<b>Property Type</b>	<b># of Offenses (% of Total)</b>	<b>Property Value (% of Total)</b>
<b>Structure Total</b>	10 (50.0)	\$426,510 (74.9)
<b>Single Occupancy Residential</b>	5 (25.0)	\$420,300 (73.8)
<b>Other Residential</b>	1 (5.0)	\$0 (0.0)
<b>Storage</b>	1 (5.0)	\$5,000 (0.9)
<b>Industrial / Manufacturing</b>	0 (0.0)	\$0 (0.0)
<b>Other Commercial</b>	0 (0.0)	\$0 (0.0)
<b>Community / Public</b>	3 (15.0)	\$1,210 (0.2)
<b>All Other Structures</b>	0 (0.0)	\$0 (0.0)
<b>Mobile Total</b>	9 (45.0)	\$42,627 (7.5)
<b>Motor Vehicles</b>	9 (45.0)	\$42,627 (7.5)
<b>Other Mobile Property</b>	0 (0.0)	\$0 (0.0)
<b>Other</b>	1 (5.0)	\$100,005 (17.6)
<b>TOTAL</b>	<b>20</b>	<b>\$569,142</b>

*Note: Due to rounding, individual percentages may not resolve with subtotals and total.*

## Human Trafficking Rate, Hawaii County, 2014-2018



**Commercial Sex Acts\*** - Inducing a person by force, fraud, or coercion to participate in commercial sex acts, or in which the person induced to perform such act(s) has not attained 18 years of age.

**Involuntary Servitude\*** - The obtaining of a person(s) through recruitment, harboring, transportation, or provision, and subjecting such person(s) by force, fraud, or coercion into involuntary servitude, peonage, debt bondage, or slavery (not to include commercial sex acts).

**From 2017 to 2018:**

- No reports of human trafficking were reported for Hawaii County in 2017 or 2018.

*\*Note: On January 1, 2014, the State of Hawaii began collecting data for human trafficking—commercial sex acts, and human trafficking—involuntary servitude. See page 3 for more information.*

## ARREST STATISTICS

Arrest data, including the age, sex, and race/ethnicity of the arrestees, are reported by county law enforcement agencies for all violations except most traffic offenses<sup>1</sup>. The UCR Program requires that an arrest be counted on each separate occasion a person is taken into custody, notified, or cited. As such, arrest figures do not measure the number of individual people arrested, since one person may be arrested several times during the year, for the same or different types of offenses.

Only the most serious offense is recorded for each arrest. The offenses are divided into two categories: Index Offenses, including murder, rape, robbery, aggravated assault, burglary, larceny-theft, motor vehicle theft, arson, and the two human trafficking offenses: commercial sex acts and involuntary servitude; and Part II Offenses, comprised of all other offenses, including manslaughter by negligence<sup>2</sup>. Definitions of Index Offenses and Part II Offenses are included in Appendices A and B, respectively.

In 2013, the FBI separated its “Asian or Pacific Islander” race category into two distinct groups: “Asian” and “Native Hawaiian or Other Pacific Islander”. Categories typically employed by the FBI and elsewhere in the nation are restrictive to the following: White, Black, American Indian or Alaskan Native, Asian, and Native Hawaiian or Other Pacific Islander. In this report, race and ethnicity data are presented using additional categories relevant to Hawaii: White, Black, American Indian or Alaskan Native (“Indian” in the tables), Chinese, Japanese, Filipino, Korean, Other Asian, Hawaiian, Samoan, and Other Pacific Islander.

The status offenses of truancy and ungovernability are included in the Part II arrest category of “All Other Offenses” for juveniles. The role that these status offenses play in any examination of juvenile arrest trends should be seriously considered. For example, in 2007, there were 5,214 arrests statewide for the specified status offenses, accounting for 46.4% of juvenile arrests for Part II Offenses, and 38.8% of all juvenile arrests. Thus, status offense arrests weigh heavily into the calculation of juvenile arrest totals and trends, and any adult-to-juvenile comparison based on traditional Part II totals will be biased in favor of adults.

---

<sup>1</sup> Contrary to the UCR rule in which reported offenses of negligent manslaughter are tallied for non-traffic cases only, arrest totals for this offense include both traffic and non-traffic cases.

<sup>2</sup> The division of crime categories is sometimes still made between Part I, an older term that encompassed Index Offenses plus manslaughter by negligence, and Part II, which includes all other offenses. The sections herein on reported offenses (pages 5-99) and arrests (pages 101-171) include manslaughter by negligence with the Part II Offenses for two reasons: 1) the current emphasis of the UCR Program, and this report, is on Index Offenses (which exclude manslaughter by negligence) rather than Part I Offenses; and 2) the FBI’s national report, *Crime in the United States*, groups arrest data by Index Offenses and all other offenses — arrests for manslaughter by negligence are excluded.

Two types of human trafficking offenses, commercial sex acts and involuntary servitude, were added to this report in 2014. The arrest counts for these categories are reported with the violent crime sections throughout this report. Prostitution, a Part II offense, was broken down into three categories: prostitution, assisting or promoting prostitution, and purchasing prostitution. In line with the FBI's *Crime in the U.S.* report, arrests for these three categories are combined and reported as "Prostitution."

#### **AN IMPORTANT NOTE ABOUT ARREST DATA FOR RAPE**

The State of Hawaii began collecting data per the FBI's revised definition of rape in 2014 (see page 3 for more information). A distinction between rape cases collected under the revised and the legacy definition is only noted for data on reported offenses. The rape category for arrest data accounts for all rape arrests regardless of which definition is applied.

#### **NATIONAL INCIDENT-BASED REPORTING SYSTEM**

Although the "unknown" race category is an acceptable entry in NIBRS, the FBI's *Crime in the US* report does not convert this category for summary-based data. For Hawaii's UCR Program, the "unknown" race code has been added as an acceptable field for NIBRS-certified agencies only.

## Total Arrests

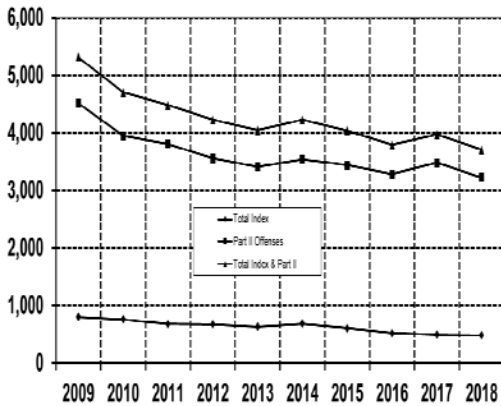
### Hawaii County, 2009-2018

	2009	2010	2011	2012	2013	2014	2015	2016	2017	2018
<b>Total Index</b>	<b>1,402</b>	<b>1,424</b>	<b>1,259</b>	<b>1,264</b>	<b>1,199</b>	<b>1,318</b>	<b>1,181</b>	<b>1,009</b>	<b>972</b>	<b>964</b>
<b>Violent Crime Index</b>	<b>229</b>	<b>266</b>	<b>254</b>	<b>234</b>	<b>274</b>	<b>236</b>	<b>156</b>	<b>190</b>	<b>193</b>	<b>188</b>
Murder	2	3	2	5	9	5	11	9	8	2
Rape*	16	25	20	9	12	21	6	16	27	22
Robbery	44	57	42	55	58	44	30	34	40	39
Assault	167	181	190	165	195	166	107	131	118	125
Human Trafficking - Commercial Sex Acts						0	2	0	0	0
Human Trafficking - Involuntary Servitude						0	0	0	0	0
<b>Property Crime Index</b>	<b>1,173</b>	<b>1,158</b>	<b>1,005</b>	<b>1,030</b>	<b>925</b>	<b>1,082</b>	<b>1,025</b>	<b>819</b>	<b>779</b>	<b>776</b>
Burglary	187	170	126	142	121	142	135	115	100	103
Larceny-Theft	864	894	795	774	704	800	683	581	515	543
Motor Vehicle Theft	119	91	80	110	97	137	198	114	161	127
Arson	3	3	4	4	3	3	9	9	3	3

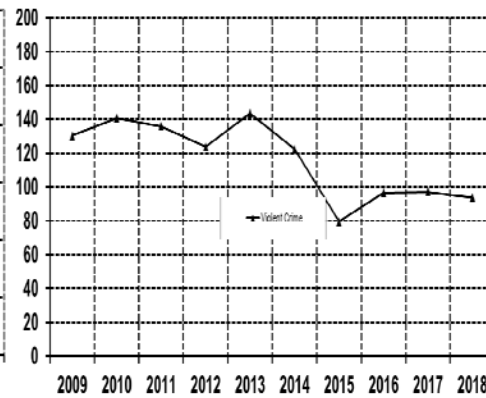
\*The FBI's revised definition for this offense was implemented in 2014; see page 3 for more information.

	2009	2010	2011	2012	2013	2014	2015	2016	2017	2018
<b>Part II Offenses</b>	<b>7,933</b>	<b>7,447</b>	<b>7,116</b>	<b>6,720</b>	<b>6,510</b>	<b>6,824</b>	<b>6,741</b>	<b>6,432</b>	<b>6,920</b>	<b>6,449</b>
<b>Total Index &amp; Part II</b>	<b>9,335</b>	<b>8,871</b>	<b>8,375</b>	<b>7,984</b>	<b>7,709</b>	<b>8,142</b>	<b>7,922</b>	<b>7,441</b>	<b>7,892</b>	<b>7,413</b>

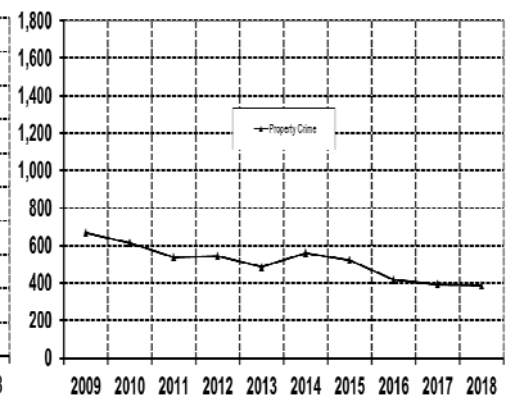
Arrest Rates per 100,000 Residents



Arrest Rates per 100,000 Residents



Arrest Rates per 100,000 Residents



## Adult Arrests for Index Offenses, Hawaii County, 2009-2018

	2009	2010	2011	2012	2013	2014	2015	2016	2017	2018	
<b>Total Index</b>	<b>1,060</b>	<b>1,118</b>	<b>1,023</b>	<b>1,090</b>	<b>1,011</b>	<b>1,153</b>	<b>1,063</b>	<b>921</b>	<b>890</b>	<b>921</b>	
<b>Total Violent</b>	<b>207</b>	<b>237</b>	<b>237</b>	<b>226</b>	<b>264</b>	<b>224</b>	<b>151</b>	<b>185</b>	<b>185</b>	<b>184</b>	
<b>Violent Crime</b>	Murder	2	3	2	5	9	5	11	9	8	2
	Rape*	14	22	18	8	9	19	6	15	26	22
	Robbery	37	41	37	54	56	44	28	34	40	39
	Aggravated Assault	154	171	180	159	190	156	104	127	111	121
	Human Trafficking - Commercial Sex Acts						0	2	0	0	0
	Human Trafficking - Involuntary Servitude						0	0	0	0	0
<b>Total Property</b>	<b>853</b>	<b>881</b>	<b>786</b>	<b>864</b>	<b>747</b>	<b>929</b>	<b>912</b>	<b>736</b>	<b>705</b>	<b>737</b>	
<b>Property Crime</b>	Burglary	146	134	97	122	101	129	125	103	94	101
	Larceny-Theft	622	676	615	633	553	669	593	518	456	510
	Motor Vehicle Theft	83	68	70	106	90	128	187	106	152	123
	Arson	2	3	4	3	3	3	7	9	3	3

## Juvenile Arrests for Index Offenses, Hawaii County, 2009-2018

	2009	2010	2011	2012	2013	2014	2015	2016	2017	2018	
<b>Total Index</b>	<b>342</b>	<b>306</b>	<b>236</b>	<b>174</b>	<b>188</b>	<b>165</b>	<b>118</b>	<b>88</b>	<b>82</b>	<b>43</b>	
<b>Total Violent</b>	<b>22</b>	<b>29</b>	<b>17</b>	<b>8</b>	<b>10</b>	<b>12</b>	<b>5</b>	<b>5</b>	<b>8</b>	<b>4</b>	
<b>Violent Crime</b>	Murder	0	0	0	0	0	0	0	0	0	
	Rape*	2	3	2	1	3	2	0	1	1	0
	Robbery	7	16	5	1	2	0	2	0	0	
	Aggravated Assault	13	10	10	6	5	10	3	4	7	4
	Human Trafficking - Commercial Sex Acts						0	0	0	0	0
	Human Trafficking - Involuntary Servitude						0	0	0	0	0
<b>Total Property</b>	<b>320</b>	<b>277</b>	<b>219</b>	<b>166</b>	<b>178</b>	<b>153</b>	<b>113</b>	<b>83</b>	<b>74</b>	<b>39</b>	
<b>Property Crime</b>	Burglary	41	36	29	20	20	13	10	12	6	2
	Larceny-Theft	242	218	180	141	151	131	90	63	59	33
	Motor Vehicle Theft	36	23	10	4	7	9	11	8	9	4
	Arson	1	0	0	1	0	0	2	0	0	0

\*The FBI's revised definition for this offense was implemented in 2014; see page 3 for more information.



## Age and Sex of Adults Arrested for Index Offenses

Hawaii County, 2018

Offense	Sex	18-24	25-29	30-34	35-39	40-44	45-49	50-54	55+	Total	Row %
Murder	M	0	0	0	0	1	0	0	0	1	50.0%
	F	0	0	0	0	1	0	0	0	1	50.0%
Rape	M	2	1	4	7	2	2	0	4	22	100.0%
	F	0	0	0	0	0	0	0	0	0	0.0%
Robbery	M	3	8	7	3	2	1	5	3	32	82.1%
	F	2	3	2	0	0	0	0	0	7	17.9%
Aggravated Assault	M	13	14	20	14	10	5	8	12	96	79.3%
	F	0	9	1	3	4	1	3	4	25	20.7%
Human Trafficking - Commercial Sex Acts	M	0	0	0	0	0	0	0	0	0	0.0%
	F	0	0	0	0	0	0	0	0	0	0.0%
Human Trafficking - Involuntary Servitude	M	0	0	0	0	0	0	0	0	0	0.0%
	F	0	0	0	0	0	0	0	0	0	0.0%
Burglary	M	20	21	16	4	6	5	0	5	77	76.2%
	F	8	1	7	2	4	0	2	0	24	23.8%
Larceny-Theft	M	64	50	44	36	22	24	22	31	293	57.5%
	F	48	51	36	20	27	11	4	20	217	42.5%
Motor Vehicle Theft	M	24	24	15	13	4	5	4	4	93	75.6%
	F	10	11	2	5	1	0	1	0	30	24.4%
Arson	M	0	0	1	1	1	0	0	0	3	100.0%
	F	0	0	0	0	0	0	0	0	0	0.0%
<b>Total</b>	M	126	118	107	78	48	42	39	59	617	67.0%
	F	68	75	48	30	37	12	10	24	304	33.0%
<b>Column Percent</b>	M	64.9%	61.1%	69.0%	72.2%	56.5%	77.8%	79.6%	71.1%	67.0%	
	F	35.1%	38.9%	31.0%	27.8%	43.5%	22.2%	20.4%	28.9%	33.0%	

## Race/Ethnicity of Adults Arrested for Index Offenses

Hawaii County, 2018

Offense / Row %	White	Black	Indian	Chinese	Japanese	Filipino	Korean	Other Asian	Hawaiian	Samoan	Other Pacific Islander	Total
Murder	2 100.0%	0 0.0%	0 0.0%	0 0.0%	0 0.0%	0 0.0%	0 0.0%	0 0.0%	0 0.0%	0 0.0%	0 0.0%	2 100.0%
Rape	4 18.2%	0 0.0%	0 0.0%	0 0.0%	2 9.1%	4 18.2%	0 0.0%	0 0.0%	6 27.3%	0 0.0%	6 27.3%	22 100.0%
Robbery	10 25.6%	0 0.0%	0 0.0%	0 0.0%	0 0.0%	5 12.8%	0 0.0%	0 0.0%	19 48.7%	0 0.0%	5 12.8%	39 100.0%
Aggravated Assault	53 43.8%	2 1.7%	0 0.0%	0 0.0%	3 2.5%	3 2.5%	0 0.0%	1 0.8%	45 37.2%	4 3.3%	10 8.3%	121 100.0%
Human Trafficking - Commercial Sex Acts	0 0.0%	0 0.0%	0 0.0%	0 0.0%	0 0.0%	0 0.0%	0 0.0%	0 0.0%	0 0.0%	0 0.0%	0 0.0%	0 0.0%
Human Trafficking - Involuntary Servitude	0 0.0%	0 0.0%	0 0.0%	0 0.0%	0 0.0%	0 0.0%	0 0.0%	0 0.0%	0 0.0%	0 0.0%	0 0.0%	0 0.0%
Burglary	45 44.6%	1 1.0%	1 1.0%	0 0.0%	2 2.0%	5 5.0%	0 0.0%	0 0.0%	36 35.6%	0 0.0%	11 10.9%	101 100.0%
Larceny-Theft	232 45.5%	12 2.4%	4 0.8%	2 0.4%	28 5.5%	35 6.9%	1 0.2%	6 1.2%	156 30.6%	3 0.6%	31 6.1%	510 100.0%
Motor Vehicle Theft	47 38.2%	3 2.4%	0 0.0%	1 0.8%	1 0.8%	9 7.3%	0 0.0%	0 0.0%	50 40.7%	1 0.8%	11 8.9%	123 100.0%
Arson	3 100.0%	0 0.0%	0 0.0%	0 0.0%	0 0.0%	0 0.0%	0 0.0%	0 0.0%	0 0.0%	0 0.0%	0 0.0%	3 100.0%
<b>Total</b>	396	18	5	3	36	61	1	7	312	8	74	921
<b>Column Percent</b>	43.0%	2.0%	0.5%	0.3%	3.9%	6.6%	0.1%	0.8%	33.9%	0.9%	8.0%	100.0%

## Age and Sex of Juveniles Arrested for Index Offenses

Hawaii County, 2018

Offense	Sex	0-9	10-12	13-14	15	16	17	Total	Row %
Murder	M	0	0	0	0	0	0	0	0.0%
	F	0	0	0	0	0	0	0	0.0%
Rape	M	0	0	0	0	0	0	0	0.0%
	F	0	0	0	0	0	0	0	0.0%
Robbery	M	0	0	0	0	0	0	0	0.0%
	F	0	0	0	0	0	0	0	0.0%
Aggravated Assault	M	0	0	0	1	1	1	3	75.0%
	F	0	0	0	1	0	0	1	25.0%
Human Trafficking - Commerical Sex Acts	M	0	0	0	0	0	0	0	0.0%
	F	0	0	0	0	0	0	0	0.0%
Human Trafficking - Involuntary Servitude	M	0	0	0	0	0	0	0	0.0%
	F	0	0	0	0	0	0	0	0.0%
Burglary	M	0	0	1	1	0	0	2	100.0%
	F	0	0	0	0	0	0	0	0.0%
Larceny-Theft	M	0	0	3	4	10	9	26	78.8%
	F	0	0	0	2	1	4	7	21.2%
Motor Vehicle Theft	M	0	0	0	2	1	0	3	75.0%
	F	0	0	1	0	0	0	1	25.0%
Arson	M	0	0	0	0	0	0	0	0.0%
	F	0	0	0	0	0	0	0	0.0%
<b>Total</b>	M	0	0	4	8	12	10	34	79.1%
	F	0	0	1	3	1	4	9	20.9%
<b>Column Percent</b>	M	0.0%	0.0%	80.0%	72.7%	92.3%	71.4%	79.1%	
	F	0.0%	0.0%	20.0%	27.3%	7.7%	28.6%	20.9%	

## Race/Ethnicity of Juveniles Arrested for Index Offenses

Hawaii County, 2018

Offense / Row %	White	Black	Indian	Chinese	Japanese	Filipino	Korean	Other Asian	Hawaiian	Samoan	Other Pacific Islander	Total
Murder	0 0.0%	0 0.0%	0 0.0%	0 0.0%	0 0.0%	0 0.0%	0 0.0%	0 0.0%	0 0.0%	0 0.0%	0 0.0%	0 0.0%
Rape	0 0.0%	0 0.0%	0 0.0%	0 0.0%	0 0.0%	0 0.0%	0 0.0%	0 0.0%	0 0.0%	0 0.0%	0 0.0%	0 0.0%
Robbery	0 0.0%	0 0.0%	0 0.0%	0 0.0%	0 0.0%	0 0.0%	0 0.0%	0 0.0%	0 0.0%	0 0.0%	0 0.0%	0 0.0%
Aggravated Assault	1 25.0%	0 0.0%	0 0.0%	0 0.0%	0 0.0%	0 0.0%	0 0.0%	0 0.0%	3 75.0%	0 0.0%	0 0.0%	4 100.0%
Human Trafficking - Commercial Sex Acts	0 0.0%	0 0.0%	0 0.0%	0 0.0%	0 0.0%	0 0.0%	0 0.0%	0 0.0%	0 0.0%	0 0.0%	0 0.0%	0 0.0%
Human Trafficking - Involuntary Servitude	0 0.0%	0 0.0%	0 0.0%	0 0.0%	0 0.0%	0 0.0%	0 0.0%	0 0.0%	0 0.0%	0 0.0%	0 0.0%	0 0.0%
Burglary	0 0.0%	0 0.0%	0 0.0%	0 0.0%	0 0.0%	0 0.0%	0 0.0%	0 0.0%	2 100.0%	0 0.0%	0 0.0%	2 100.0%
Larceny-Theft	5 15.2%	3 9.1%	0 0.0%	0 0.0%	2 6.1%	2 6.1%	1 3.0%	1 3.0%	11 33.3%	1 3.0%	7 21.2%	33 100.0%
Motor Vehicle Theft	1 25.0%	0 0.0%	0 0.0%	0 0.0%	0 0.0%	0 0.0%	0 0.0%	0 0.0%	2 50.0%	1 25.0%	0 0.0%	4 100.0%
Arson	0 0.0%	0 0.0%	0 0.0%	0 0.0%	0 0.0%	0 0.0%	0 0.0%	0 0.0%	0 0.0%	0 0.0%	0 0.0%	0 0.0%
<b>Total</b>	<b>7</b>	<b>3</b>	<b>0</b>	<b>0</b>	<b>2</b>	<b>2</b>	<b>1</b>	<b>1</b>	<b>18</b>	<b>2</b>	<b>7</b>	<b>43</b>
<b>Column Percent</b>	<b>16.3%</b>	<b>7.0%</b>	<b>0.0%</b>	<b>0.0%</b>	<b>4.7%</b>	<b>4.7%</b>	<b>2.3%</b>	<b>2.3%</b>	<b>41.9%</b>	<b>4.7%</b>	<b>16.3%</b>	<b>100.0%</b>

## Adult Part II Arrests by Offense, Hawaii County, 2009-2018

Type	Specific Offense	2009	2010	2011	2012	2013	2014	2015	2016	2017	2018
Violent	Negligent Manslaughter	5	5	5	9	5	0	0	0	0	1
	Other Assault	786	728	680	599	570	617	zaz	528	455	368
	Sex Offenses	44	27	22	48	24	31	25	41	29	37
Property-Related	Forgery	28	12	17	18	18	19	14	17	13	17
	Fraud	87	67	72	60	55	33	28	35	37	40
	Embezzlement	15	14	8	5	6	4	7	10	5	8
	Stolen Property	5	4	5	13	14	16	9	0	1	1
	Vandalism	84	127	106	73	70	71	80	85	81	93
Drug Manufacturing/Sale	Opium or Cocaine	12	5	4	6	4	7	15	9	16	14
	Marijuana	98	98	89	57	70	43	41	18	38	26
	Synthetic Narcotic	2	5	4	4	0	1	0	1	0	6
	Nonnarcotic	60	64	85	53	61	73	59	38	71	28
Drug Possession	Opium or Cocaine	6	9	5	25	23	17	29	23	29	39
	Marijuana	198	193	154	101	95	129	126	157	152	124
	Synthetic Narcotic	11	3	4	7	7	11	11	2	1	8
	Nonnarcotic	140	127	183	210	236	221	268	210	313	342
Gambling	Bookmaking	0	0	0	0	0	0	0	0	0	1
	Numbers & Lottery	0	0	0	0	0	0	0	0	0	0
	Other	2	4	3	27	6	0	0	9	13	0
Alcohol-Related	DUI	1,344	1,441	1,379	1,419	1,301	1,136	1,026	1,080	1,156	1,013
	Liquor Law s	599	191	58	70	99	81	76	43	47	28
	Disorderly Conduct	177	182	177	207	197	252	214	226	239	216
Other	Offenses Agst. Family/Children	4	1	3	3	0	2	1	0	3	2
	Prostitution	31	25	30	12	15	18	28	17	27	21
	Suspicion	0	0	0	0	0	0	0	0	0	0
	Vagrancy	0	0	0	0	0	1	0	0	0	0
	Weapons	53	39	39	37	35	78	66	60	77	100
	All Other Criminal Offenses	2,803	2,846	2,897	2,793	2,767	3,117	3,294	3,184	3,423	3,266
<b>Total Part II Offenses</b>		<b>6,594</b>	<b>6,217</b>	<b>6,029</b>	<b>5,856</b>	<b>5,678</b>	<b>5,978</b>	<b>5,417</b>	<b>5,793</b>	<b>6,226</b>	<b>5,799</b>
<b>Total Index &amp; Part II Offenses</b>		<b>7,654</b>	<b>7,335</b>	<b>7,052</b>	<b>6,946</b>	<b>6,689</b>	<b>7,131</b>	<b>6,480</b>	<b>6,714</b>	<b>7,116</b>	<b>6,720</b>

## Juvenile Part II Arrests by Offense, Hawaii County, 2009-2018

Type	Specific Offense	2009	2010	2011	2012	2013	2014	2015	2016	2017	2018
Violent	Negligent Manslaughter	0	0	0	0	0	0	0	0	0	0
	Other Assault	79	91	84	46	41	38	41	24	31	32
	Sex Offenses	2	4	2	1	0	6	6	0	1	0
Property-Related	Forgery	0	0	0	2	0	0	0	1	0	0
	Fraud	3	2	1	0	2	1	2	0	0	0
	Embezzlement	0	0	0	0	0	0	0	0	1	0
	Stolen Property	1	4	0	0	0	0	0	0	0	0
	Vandalism	31	16	22	21	9	6	7	13	6	2
Drug Manufacturing/Sale	Opium or Cocaine	0	0	0	0	0	0	0	0	0	1
	Marijuana	10	4	2	3	2	2	1	2	0	1
	Synthetic Narcotic	0	1	0	1	0	0	0	0	0	0
	Nonnarcotic	0	0	0	0	0	0	0	1	1	0
Drug Possession	Opium or Cocaine	0	0	0	0	0	1	0	0	0	0
	Marijuana	125	137	158	87	91	61	53	64	65	45
	Synthetic Narcotic	1	2	1	1	2	1	0	0	0	1
	Nonnarcotic	2	2	2	4	7	3	3	0	0	3
Gambling	Bookmaking	0	0	0	0	0	0	0	0	0	0
	Numbers & Lottery	0	0	0	0	0	0	0	0	0	0
	Other	0	0	0	0	0	0	0	0	0	0
Alcohol-Related	DUI	16	15	11	8	14	11	11	6	5	2
	Liquor Laws	94	49	16	18	14	13	14	6	11	9
	Disorderly Conduct	48	38	29	18	12	5	19	12	16	16
Other	Offenses Agst. Family/Children	0	0	0	0	0	0	0	1	0	0
	Prostitution	0	0	0	0	0	0	0	0	0	0
	Suspicion	0	0	0	0	0	0	0	0	0	0
	Vagrancy	0	0	0	0	0	0	0	0	0	0
	Weapons	2	5	8	1	1	1	0	0	0	2
	All Other Offenses	267	260	213	213	145	137	109	110	131	130
Status	Curfew	50	27	13	7	10	20	9	15	5	10
	Runaway	608	573	525	433	482	540	464	384	421	396
<b>Total Part II Offenses</b>		1,339	1,230	1,087	864	832	846	739	639	694	650
<b>Total Index &amp; Part II Offenses</b>		1,681	1,536	1,323	1,038	1,020	1,011	857	727	776	693

## Age and Sex of Adults Arrested for Part II Offenses Hawaii County, 2018

Type	Offense	Sex	18-24	25-29	30-34	35-39	40-44	45-49	50-54	55+	Total	Row %
Violent	Negligent	M	0	0	0	0	0	0	0	0	0	0.0%
	Manslaughter	F	0	0	1	0	0	0	0	0	1	100.0%
	Other Assault	M	39	46	51	52	30	29	16	38	301	81.8%
		F	10	12	12	12	9	5	1	6	67	18.2%
	Sex Offenses	M	4	7	9	4	3	2	0	2	31	83.8%
F		0	1	0	3	1	1	0	0	6	16.2%	
Property-Related	Forgery	M	3	3	5	2	1	0	0	1	15	88.2%
		F	0	1	1	0	0	0	0	0	2	11.8%
	Fraud	M	4	7	6	0	2	3	0	1	23	57.5%
		F	1	6	1	2	1	0	4	2	17	42.5%
	Embezzlement	M	0	0	0	0	0	0	0	0	0	0.0%
		F	3	0	2	0	1	2	0	0	8	100.0%
	Stolen Property	M	0	1	0	0	0	0	0	0	1	100.0%
		F	0	0	0	0	0	0	0	0	0	0.0%
	Vandalism	M	19	6	13	10	4	4	4	11	71	76.3%
		F	4	3	5	3	3	2	1	1	22	23.7%
Drug Manufacturing/Sale	Opium or Cocaine	M	0	1	1	0	2	0	3	1	8	57.1%
		F	0	0	3	1	0	0	1	1	6	42.9%
	Marijuana	M	5	2	2	3	3	0	1	4	20	76.9%
		F	2	0	1	2	0	0	1	0	6	23.1%
	Synthetic Narcotic	M	0	0	0	0	0	0	0	1	1	16.7%
		F	0	0	1	0	0	0	1	3	5	83.3%
	Nonnarcotic	M	1	0	1	2	4	3	0	5	16	57.1%
		F	1	0	3	4	2	1	1	0	12	42.9%
Drug Possession	Opium or Cocaine	M	2	8	5	5	4	2	1	6	33	84.6%
		F	3	2	0	0	1	0	0	0	6	15.4%
	Marijuana	M	15	14	13	16	7	8	7	13	93	75.0%
		F	9	7	0	2	6	2	1	4	31	25.0%
	Synthetic Narcotic	M	1	3	0	0	1	1	0	1	7	87.5%
		F	0	0	1	0	0	0	0	0	1	12.5%
	Nonnarcotic	M	24	36	26	56	26	24	19	25	236	69.0%
		F	20	21	17	23	9	6	3	7	106	31.0%
Gambling	Bookmaking	M	0	0	0	0	0	1	0	0	1	100.0%
		F	0	0	0	0	0	0	0	0	0	0.0%
	Numbers & Lottery	M	0	0	0	0	0	0	0	0	0	0.0%
		F	0	0	0	0	0	0	0	0	0	0.0%
	Other	M	0	0	0	0	0	0	0	0	0	0.0%
		F	0	0	0	0	0	0	0	0	0	0.0%
Alcohol-Related	DUI	M	144	135	129	112	64	58	49	103	794	78.4%
		F	39	33	34	35	17	16	16	29	219	21.6%
	Liquor Laws	M	3	0	3	4	6	1	2	5	24	85.7%
		F	1	0	1	0	0	2	0	0	4	14.3%
	Disorderly Conduct	M	23	18	27	29	17	9	13	18	154	71.3%
		F	5	7	5	18	7	6	5	9	62	28.7%
Other	Offenses Agst. Family/Children	M	1	0	0	0	0	0	0	0	1	50.0%
		F	0	0	0	0	0	1	0	0	1	50.0%
	Prostitution	M	2	2	5	2	2	1	1	0	15	71.4%
		F	3	0	0	2	0	1	0	0	6	28.6%
	Suspicion	M	0	0	0	0	0	0	0	0	0	0.0%
		F	0	0	0	0	0	0	0	0	0	0.0%
	Vagrancy	M	0	0	0	0	0	0	0	0	0	0.0%
		F	0	0	0	0	0	0	0	0	0	0.0%
	Weapons	M	11	10	9	13	13	10	2	11	79	79.0%
		F	4	11	4	1	1	0	0	0	21	21.0%
	All Other Offenses	M	332	434	376	313	220	210	157	297	2,339	71.6%
		F	147	174	157	147	96	70	46	90	927	28.4%
<b>Total</b>	M	633	733	681	623	409	366	275	543	4,263	73.5%	
	F	252	278	249	255	154	115	81	152	1,536	26.5%	
<b>Column Percent</b>	M	71.5%	72.5%	73.2%	71.0%	72.6%	76.1%	77.2%	78.1%	73.5%		
	F	28.5%	27.5%	26.8%	29.0%	27.4%	23.9%	22.8%	21.9%	26.5%		

**Race/Ethnicity of Adults Arrested for Part II Offenses**  
**Hawaii County, 2018**

Type	Offense	White	Black	Indian	Chinese	Japanese	Filipino	Korean	Other Asian	Hawaiian	Samoan	Other Pacific Islander	Total
Violent	Negligent Manslaughter	1 100.0%	0 0.0%	0 0.0%	0 0.0%	0 0.0%	0 0.0%	0 0.0%	0 0.0%	0 0.0%	0 0.0%	0 0.0%	1 100.0%
	Other Assault	166 45.1%	2 0.5%	1 0.3%	2 0.5%	9 2.4%	21 5.7%	1 0.3%	1 0.3%	130 35.3%	5 1.4%	30 8.2%	368 100.0%
	Sex Offenses	19 51.4%	3 8.1%	0 0.0%	0 0.0%	0 0.0%	1 2.7%	0 0.0%	0 0.0%	14 37.8%	0 0.0%	0 0.0%	37 100.0%
Property-Related	Forgery	6 35.3%	0 0.0%	0 0.0%	0 0.0%	1 5.9%	3 17.6%	0 0.0%	0 0.0%	3 17.6%	0 0.0%	4 23.5%	17 100.0%
	Fraud	25 62.5%	1 2.5%	0 0.0%	1 2.5%	0 0.0%	2 5.0%	0 0.0%	0 0.0%	8 20.0%	1 2.5%	2 5.0%	40 100.0%
	Embezzlement	1 12.5%	0 0.0%	1 12.5%	0 0.0%	0 0.0%	0 0.0%	0 0.0%	0 0.0%	5 62.5%	0 0.0%	1 12.5%	8 100.0%
	Stolen Property	0 0.0%	0 0.0%	0 0.0%	0 0.0%	0 0.0%	0 0.0%	0 0.0%	0 0.0%	1 100.0%	0 0.0%	0 0.0%	1 100.0%
	Vandalism	46 49.5%	0 0.0%	1 1.1%	2 2.2%	5 5.4%	5 5.4%	1 1.1%	0 0.0%	25 26.9%	2 2.2%	6 6.5%	93 100.0%
Drug Manufacturing/Sale	Opium or Cocaine	9 64.3%	2 14.3%	0 0.0%	0 0.0%	1 7.1%	0 0.0%	0 0.0%	0 0.0%	1 7.1%	0 0.0%	1 7.1%	14 100.0%
	Marijuana	13 50.0%	1 3.8%	0 0.0%	0 0.0%	0 0.0%	2 7.7%	0 0.0%	1 3.8%	7 26.9%	1 3.8%	1 3.8%	26 100.0%
	Synthetic Narcotic	4 66.7%	0 0.0%	0 0.0%	0 0.0%	0 0.0%	0 0.0%	0 0.0%	0 0.0%	2 33.3%	0 0.0%	0 0.0%	6 100.0%
	Nonnarcotic	13 46.4%	2 7.1%	0 0.0%	0 0.0%	6 21.4%	0 0.0%	0 0.0%	0 0.0%	7 25.0%	0 0.0%	0 0.0%	28 100.0%
Drug Possession	Opium or Cocaine	13 33.3%	2 5.1%	1 2.6%	0 0.0%	3 7.7%	5 12.8%	0 0.0%	1 2.6%	13 33.3%	0 0.0%	1 2.6%	39 100.0%
	Marijuana	70 56.5%	6 4.8%	2 1.6%	0 0.0%	5 4.0%	6 4.8%	0 0.0%	0 0.0%	31 25.0%	1 0.8%	3 2.4%	124 100.0%
	Synthetic Narcotic	1 12.5%	0 0.0%	0 0.0%	0 0.0%	0 0.0%	1 12.5%	0 0.0%	0 0.0%	1 12.5%	1 12.5%	4 50.0%	8 100.0%
	Nonnarcotic	127 37.1%	4 1.2%	1 0.3%	1 0.3%	19 5.6%	25 7.3%	10 2.9%	0 0.0%	139 40.6%	3 0.9%	13 3.8%	342 100.0%
Gambling	Bookmaking	0 0.0%	0 0.0%	0 0.0%	0 0.0%	0 0.0%	0 0.0%	0 0.0%	0 0.0%	1 100.0%	0 0.0%	0 0.0%	1 100.0%
	Numbers & Lottery	0 0.0%	0 0.0%	0 0.0%	0 0.0%	0 0.0%	0 0.0%	0 0.0%	0 0.0%	0 0.0%	0 0.0%	0 0.0%	0 0.0%
	Other	0 0.0%	0 0.0%	0 0.0%	0 0.0%	0 0.0%	0 0.0%	0 0.0%	0 0.0%	0 0.0%	0 0.0%	0 0.0%	0 0.0%
Alcohol-Related	DUI	541 53.4%	10 1.0%	3 0.3%	2 0.2%	33 3.3%	73 7.2%	6 0.6%	5 0.5%	217 21.4%	13 1.3%	110 10.9%	1,013 100.0%
	Liquor Laws	17 60.7%	2 7.1%	0 0.0%	1 3.6%	1 3.6%	1 3.6%	0 0.0%	0 0.0%	3 10.7%	0 0.0%	3 10.7%	28 100.0%
	Disorderly Conduct	121 56.0%	8 3.7%	4 1.9%	0 0.0%	3 1.4%	3 1.4%	1 0.5%	3 1.4%	51 23.6%	3 1.4%	19 8.8%	216 100.0%
Other	Offenses Agst. Family/Children	0 0.0%	0 0.0%	0 0.0%	0 0.0%	0 0.0%	0 0.0%	0 0.0%	0 0.0%	1 50.0%	0 0.0%	1 50.0%	2 100.0%
	Prostitution	16 76.2%	1 4.8%	0 0.0%	1 4.8%	1 4.8%	0 0.0%	0 0.0%	0 0.0%	2 9.5%	0 0.0%	0 0.0%	21 100.0%
	Suspicion	0 0.0%	0 0.0%	0 0.0%	0 0.0%	0 0.0%	0 0.0%	0 0.0%	0 0.0%	0 0.0%	0 0.0%	0 0.0%	0 0.0%
	Vagrancy	0 0.0%	0 0.0%	0 0.0%	0 0.0%	0 0.0%	0 0.0%	0 0.0%	0 0.0%	0 0.0%	0 0.0%	0 0.0%	0 0.0%
	Weapons	44 44.0%	1 1.0%	0 0.0%	1 1.0%	6 6.0%	3 3.0%	2 2.0%	0 0.0%	40 40.0%	2 2.0%	1 1.0%	100 100.0%
	All Other Offenses	1,412 43.2%	65 2.0%	16 0.5%	9 0.3%	64 2.0%	235 7.2%	2 0.1%	10 0.3%	1,216 37.2%	25 0.8%	212 6.5%	3,266 100.0%
<b>Total</b>		2,665	110	30	20	157	386	23	21	1,918	57	412	5,799
<b>Column Percent</b>		46.0%	1.9%	0.5%	0.3%	2.7%	6.7%	0.4%	0.4%	33.1%	1.0%	7.1%	100.0%



## Age and Sex of Juveniles Arrested for Part II Offenses

### Hawaii County, 2018

Type	Offense	Sex	0-9	10-12	13-14	15	16	17	Total	Row %
Violent	Negligent	M	0	0	0	0	0	0	0	0.0%
	Manslaughter	F	0	0	0	0	0	0	0	0.0%
	Other Assault	M	0	0	5	2	6	3	16	50.0%
		F	0	2	5	5	4	0	16	50.0%
	Sex Offenses	M	0	0	0	0	0	0	0	0.0%
F		0	0	0	0	0	0	0	0.0%	
Property-Related	Forgery	M	0	0	0	0	0	0	0	0.0%
		F	0	0	0	0	0	0	0	0.0%
	Fraud	M	0	0	0	0	0	0	0	0.0%
		F	0	0	0	0	0	0	0	0.0%
	Embezzlement	M	0	0	0	0	0	0	0	0.0%
		F	0	0	0	0	0	0	0	0.0%
	Stolen Property	M	0	0	0	0	0	0	0	0.0%
		F	0	0	0	0	0	0	0	0.0%
	Vandalism	M	0	0	1	0	0	1	2	100.0%
		F	0	0	0	0	0	0	0	0.0%
Drug Manufacturing/Sale	Opium or Cocaine	M	0	0	0	0	0	0	0	0.0%
		F	0	1	0	0	0	0	1	100.0%
	Marijuana	M	0	0	0	0	0	1	1	100.0%
		F	0	0	0	0	0	0	0	0.0%
	Synthetic Narcotic	M	0	0	0	0	0	0	0	0.0%
		F	0	0	0	0	0	0	0	0.0%
	Nonnarcotic	M	0	0	0	0	0	0	0	0.0%
		F	0	0	0	0	0	0	0	0.0%
Drug Possession	Opium or Cocaine	M	0	0	0	0	0	0	0	0.0%
		F	0	0	0	0	0	0	0	0.0%
	Marijuana	M	0	4	6	10	3	5	28	62.2%
		F	0	4	4	3	3	3	17	37.8%
	Synthetic Narcotic	M	0	0	0	1	0	0	1	100.0%
		F	0	0	0	0	0	0	0	0.0%
	Nonnarcotic	M	0	0	0	0	2	1	3	100.0%
		F	0	0	0	0	0	0	0	0.0%
Gambling	Bookmaking	M	0	0	0	0	0	0	0	0.0%
		F	0	0	0	0	0	0	0	0.0%
	Numbers & Lottery	M	0	0	0	0	0	0	0	0.0%
		F	0	0	0	0	0	0	0	0.0%
	Other	M	0	0	0	0	0	0	0	0.0%
		F	0	0	0	0	0	0	0	0.0%
Alcohol-Related	DUI	M	1	0	0	0	0	1	2	100.0%
		F	0	0	0	0	0	0	0	0.0%
	Liquor Laws	M	0	0	2	0	3	2	7	77.8%
		F	0	0	0	0	1	1	2	22.2%
	Disorderly Conduct	M	0	0	3	7	1	1	12	75.0%
		F	0	0	2	1	1	0	4	25.0%
Other	Offenses Agst. Family/Children	M	0	0	0	0	0	0	0	0.0%
		F	0	0	0	0	0	0	0	0.0%
	Prostitution	M	0	0	0	0	0	0	0	0.0%
		F	0	0	0	0	0	0	0	0.0%
	Suspicion	M	0	0	0	0	0	0	0	0.0%
		F	0	0	0	0	0	0	0	0.0%
	Vagrancy	M	0	0	0	0	0	0	0	0.0%
		F	0	0	0	0	0	0	0	0.0%
	Weapons	M	0	0	1	0	0	1	2	100.0%
		F	0	0	0	0	0	0	0	0.0%
	All Other Offenses	M	3	5	15	20	17	16	76	58.5%
		F	3	10	13	9	12	7	54	41.5%
Status	Curfew	M	0	1	1	1	1	0	4	40.0%
		F	0	0	2	1	3	0	6	60.0%
	Runaway	M	1	7	33	54	81	38	214	54.0%
		F	1	10	66	36	45	24	182	46.0%
<b>Total</b>		M	5	17	67	95	114	70	368	56.6%
		F	4	27	92	55	69	35	282	43.4%
<b>Column Percent</b>		M	55.6%	38.6%	42.1%	63.3%	62.3%	66.7%	56.6%	
		F	44.4%	61.4%	57.9%	36.7%	37.7%	33.3%	43.4%	

**Race/Ethnicity of Juveniles Arrested for Part II Offenses  
Hawaii County, 2018**

Type	Offense	White	Black	Indian	Chinese	Japanese	Filipino	Korean	Other Asian	Hawaiian	Samoaan	Other Pacific Islander	Total
Violent	Negligent Manslaughter	0 0.0%	0 0.0%	0 0.0%	0 0.0%	0 0%	0 0.0%	0 0.0%	0 0.0%	0 0.0%	0 0.0%	0 0.0%	0 0.0%
	Other Assault	16 50.0%	0 0.0%	0 0.0%	0 0.0%	1 3.1%	3 9.4%	0 0.0%	1 3.1%	10 31.3%	0 0.0%	1 3.1%	32 100.0%
	Sex Offenses	0 0.0%	0 0.0%	0 0.0%	0 0.0%	0 0.0%	0 0.0%	0 0.0%	0 0.0%	0 0.0%	0 0.0%	0 0.0%	0 0.0%
Property-Related	Forgery	0 0.0%	0 0.0%	0 0.0%	0 0.0%	0 0.0%	0 0.0%	0 0.0%	0 0.0%	0 0.0%	0 0.0%	0 0.0%	0 0.0%
	Fraud	0 0.0%	0 0.0%	0 0.0%	0 0.0%	0 0.0%	0 0.0%	0 0.0%	0 0.0%	0 0.0%	0 0.0%	0 0.0%	0 0.0%
	Embezzlement	0 0.0%	0 0.0%	0 0.0%	0 0.0%	0 0.0%	0 0.0%	0 0.0%	0 0.0%	0 0.0%	0 0.0%	0 0.0%	0 0.0%
	Stolen Property	0 0.0%	0 0.0%	0 0.0%	0 0.0%	0 0.0%	0 0.0%	0 0.0%	0 0.0%	0 0.0%	0 0.0%	0 0.0%	0 0.0%
	Vandalism	0 0.0%	0 0.0%	0 0.0%	0 0.0%	0 0.0%	0 0.0%	0 0.0%	0 0.0%	1 50.0%	0 0.0%	1 50.0%	2 100.0%
Drug Manufacturing/Sale	Opium or Cocaine	0 0.0%	0 0.0%	0 0.0%	0 0.0%	0 0.0%	0 0.0%	0 0.0%	0 0.0%	0 0.0%	0 0.0%	1 100.0%	1 100.0%
	Marijuana	1 100.0%	0 0.0%	0 0.0%	0 0.0%	0 0.0%	0 0.0%	0 0.0%	0 0.0%	0 0.0%	0 0.0%	0 0.0%	1 100.0%
	Synthetic Narcotic	0 0.0%	0 0.0%	0 0.0%	0 0.0%	0 0.0%	0 0.0%	0 0.0%	0 0.0%	0 0.0%	0 0.0%	0 0.0%	0 0.0%
	Nonnarcotic	0 0.0%	0 0.0%	0 0.0%	0 0.0%	0 0.0%	0 0.0%	0 0.0%	0 0.0%	0 0.0%	0 0.0%	0 0.0%	0 0.0%
Drug Possession	Opium or Cocaine	0 0.0%	0 0.0%	0 0.0%	0 0.0%	0 0.0%	0 0.0%	0 0.0%	0 0.0%	0 0.0%	0 0.0%	0 0.0%	0 0.0%
	Marijuana	15 33.3%	1 2.2%	0 0.0%	0 0.0%	0 0.0%	4 8.9%	0 0.0%	1 2.2%	22 48.9%	0 0.0%	2 4.4%	45 100.0%
	Synthetic Narcotic	0 0.0%	1 100.0%	0 0.0%	0 0.0%	0 0.0%	0 0.0%	0 0.0%	0 0.0%	0 0.0%	0 0.0%	0 0.0%	1 100.0%
	Nonnarcotic	1 33.3%	0 0.0%	0 0.0%	0 0.0%	0 0.0%	0 0.0%	0 0.0%	0 0.0%	1 33.3%	0 0.0%	1 33.3%	3 100.0%
Gambling	Bookmaking	0 0.0%	0 0.0%	0 0.0%	0 0.0%	0 0.0%	0 0.0%	0 0.0%	0 0.0%	0 0.0%	0 0.0%	0 0.0%	0 0.0%
	Numbers & Lottery	0 0.0%	0 0.0%	0 0.0%	0 0.0%	0 0.0%	0 0.0%	0 0.0%	0 0.0%	0 0.0%	0 0.0%	0 0.0%	0 0.0%
	Other	0 0.0%	0 0.0%	0 0.0%	0 0.0%	0 0.0%	0 0.0%	0 0.0%	0 0.0%	0 0.0%	0 0.0%	0 0.0%	0 0.0%
Alcohol-Related	DUI	1 50.0%	0 0.0%	0 0.0%	0 0.0%	0 0.0%	0 0.0%	0 0.0%	0 0.0%	1 50.0%	0 0.0%	0 0.0%	2 100.0%
	Liquor Laws	3 33.3%	0 0.0%	0 0.0%	0 0.0%	0 0.0%	0 0.0%	0 0.0%	0 0.0%	1 11.1%	0 0.0%	5 55.6%	9 100.0%
	Disorderly Conduct	3 18.8%	0 0.0%	0 0.0%	0 0.0%	1 6.3%	2 12.5%	0 0.0%	0 0.0%	7 43.8%	0 0.0%	3 18.8%	16 100.0%
Other	Offenses Agst. Family/Children	0 0.0%	0 0.0%	0 0.0%	0 0.0%	0 0.0%	0 0.0%	0 0.0%	0 0.0%	0 0.0%	0 0.0%	0 0.0%	0 0.0%
	Prostitution	0 0.0%	0 0.0%	0 0.0%	0 0.0%	0 0.0%	0 0.0%	0 0.0%	0 0.0%	0 0.0%	0 0.0%	0 0.0%	0 0.0%
	Suspicion	0 0.0%	0 0.0%	0 0.0%	0 0.0%	0 0.0%	0 0.0%	0 0.0%	0 0.0%	0 0.0%	0 0.0%	0 0.0%	0 0.0%
	Vagrancy	0 0.0%	0 0.0%	0 0.0%	0 0.0%	0 0.0%	0 0.0%	0 0.0%	0 0.0%	0 0.0%	0 0.0%	0 0.0%	0 0.0%
	Weapons	1 50.0%	0 0.0%	0 0.0%	0 0.0%	0 0.0%	0 0.0%	0 0.0%	0 0.0%	1 50.0%	0 0.0%	0 0.0%	2 100.0%
	All Other Offenses	33 25.4%	0 0.0%	1 0.8%	1 0.8%	5 3.8%	10 7.7%	0 0.0%	0 0.0%	50 38.5%	1 0.8%	29 22.3%	130 100.0%
Status	Curfew	3 30.0%	0 0.0%	0 0.0%	0 0.0%	3 30.0%	0 0.0%	0 0.0%	0 0.0%	4 40.0%	0 0.0%	0 0.0%	10 100.0%
	Runaway	143 36.1%	6 1.5%	3 0.8%	6 1.5%	9 2.3%	22 5.6%	0 0.0%	7 1.8%	157 39.6%	3 0.8%	40 10.1%	396 100.0%
<b>Total</b>		<b>220</b>	<b>8</b>	<b>4</b>	<b>7</b>	<b>19</b>	<b>41</b>	<b>0</b>	<b>9</b>	<b>255</b>	<b>4</b>	<b>83</b>	<b>650</b>
<b>Column Percent</b>		<b>33.8%</b>	<b>1.2%</b>	<b>0.6%</b>	<b>1.1%</b>	<b>2.9%</b>	<b>6.3%</b>	<b>0.0%</b>	<b>1.4%</b>	<b>39.2%</b>	<b>0.6%</b>	<b>12.8%</b>	<b>100.0%</b>

## APPENDIX A

### DEFINITIONS

**AGGRAVATED ASSAULT:** An unlawful attack by one person upon another for the purpose of inflicting severe or aggravated bodily injury; attempted murder. This type of assault usually is accompanied by the use of a weapon or by means likely to produce death or great bodily harm. It is not necessary that injury result from an aggravated assault when a gun, knife, or other weapon is used which could and probably would result in serious personal injury if the crime were successfully completed. Attacks by personal weapons, such as hands, fists, feet, etc., which result in serious or aggravated injury.

**ARSON:** Any willful or malicious burning or attempt to burn, with or without intent to defraud, a dwelling house, public building, motor vehicle or aircraft, personal property of another, etc.

**ASSAULT:** An unlawful attack by one person upon another. Includes Aggravated Assault (Part I Offense) and Other Assaults (Part II Offense).

**BURGLARY:** The unlawful entry of a structure to commit a felony or a theft. Includes forcible entry, unlawful entry where no force is used, and attempted forcible entry where no entry occurs.

**CARGO THEFT:** Criminal taking of any cargo, in whole or in part, while moving in commerce at all points between the point of origin and the final destination, regardless of any temporary stop while awaiting transshipment or otherwise.

**CLEARANCE:** An offense is "cleared" either by arrest or exceptional means. An offense is cleared by arrest when at least one person is arrested; charged with the commission of the offense; and turned over to the court for prosecution. An offense is cleared by exceptional means when the identity of the offender is known; there is enough evidence to support an arrest, charge, and turning over to the court for prosecution; the exact location of the offender is known; and, for reasons outside the control of law enforcement, the offender cannot be arrested, charged, and prosecuted. Examples of offenses cleared by exceptional means include suicide of the offender, double murder, deathbed confession, and denied extradition. It should be noted that the number of offenses and not the number of persons arrested is used to count clearances. Several offenses may be cleared by the arrest of one person; or the arrest of several people may clear only one offense.

**CRIME INDEX:** The ten Part I Offenses reported in the Uniform Crime Reporting Program to represent the status of crime in the United States: murder and non-negligent manslaughter (the latter term is not used in Hawaii), rape, robbery, aggravated assault, burglary, larceny-theft, motor vehicle theft, arson, human trafficking: commercial sex acts, and human trafficking: involuntary servitude.

**CRIME RATE:** The number of crimes per 100,000 population (usually the resident population) is obtained using the following equation:

$$\text{Crime Rate} = \left( \frac{\text{Number of Crimes}}{\text{Resident Population}} \right) \times 100,000$$

More accurate crime rates (e.g., the number of rapes per 100,000 females or the number of motor vehicle thefts per 100,000 vehicles) are not reported in *Crime in the U.S.* and, therefore, are not used in *Crime in Hawaii*.

**CRIMINAL HOMICIDE:** The willful (nonnegligent) killing of one human being by another or the killing of another person through gross negligence. Includes Murder and Nonnegligent Manslaughter (the latter term is not used in Hawaii), and Manslaughter by Negligence.

**DE FACTO POPULATION:** The number of persons physically present in an area, regardless of military status or usual place of residence. Includes visitors present and excludes residents temporarily absent.

**HUMAN TRAFFICKING – COMMERCIAL SEX ACTS:** Inducing a person by force, fraud, or coercion to participate in commercial sex acts, or in which the person induced to perform such act(s) has not attained 18 years of age.

**HUMAN TRAFFICKING – INVOLUNTARY SERVITUDE:** The obtaining of a person(s) through recruitment, harboring, transportation, or provision, and subjecting such persons by force, fraud, or coercion into involuntary servitude, peonage, debt bondage, or slavery (not to include commercial sex acts).

**JUVENILE:** Person under the age of 18.

**LARCENY-THEFT:** The unlawful taking, carrying, leading, or riding away of property from the possession or constructive possession of another. Includes pocket-picking, purse-snatching, shoplifting, theft from motor vehicles, theft of motor vehicle parts and accessories, theft of bicycles, etc. Does not include embezzlement, forgery, or motor vehicle theft.

**MOTOR VEHICLE THEFT:** The theft or attempted theft of a motor vehicle, including automobiles, trucks, buses, motorcycles, motor scooters, snowmobiles, etc.

**MURDER:** The willful (nonnegligent) killing of one human being by another.

**NONVIOLENT OFFENSES:** Include the offense categories of larceny-theft, burglary, and auto theft. Often referred to as Property Offenses (excluding robbery).

**PART I OFFENSES:** Offenses which make up the Crime Index: murder, rape, robbery, aggravated assault, burglary, larceny-theft, motor vehicle theft, arson, human trafficking: commercial sex acts, and human trafficking: involuntary servitude; plus the offense of manslaughter by negligence.

**PART II OFFENSES:** All criminal offenses not classified as Part I Offenses. Also included are the juvenile status offenses of curfew/loitering violation and runaway. See Appendix B for specific Part II Offense definitions.

**PROPERTY OFFENSES:** Include larceny-theft, burglary, auto theft, and arson. Robbery is classified as a violent crime due to the use or threat of force.

**RAPE (revised):** Penetration, no matter how slight, of the vagina or anus with any body part or object, or oral penetration by a sex organ of another person, without the consent of the victim. Statutory rape (without force) and other sex offenses are not included in this category.

**Rape (legacy):** The carnal knowledge of a female forcibly and against her will. Sexual assaults against males are not included in this category.

**RESIDENT POPULATION:** The number of persons whose usual place of residence is in an area, regardless of physical location on the estimated census date. Includes military personnel stationed or homeported in the area and excludes persons of local origin attending school or in military service outside the area.

**ROBBERY:** The taking or attempting to take anything of value from the care, custody, or control of a person or persons by force or threat of force or violence and/or by putting the victim(s) in fear. While robbery has the attributes of a property crime, it is grouped with violent crimes due to the additional attribute of force or the threat of force.

**VIOLENT OFFENSES:** Include the offense categories of murder, rape, robbery, aggravated assault, human trafficking: commercial sex acts, and human trafficking: involuntary servitude.



## APPENDIX B

### PART II OFFENSES

#### CRIMINAL OFFENSES

**ASSAULT, OTHER:** Assaults and attempted assaults where no weapon was used or which did not result in serious or aggravated injury to the victim. Examples include simple assault, assault and battery, resisting or obstructing an officer, intimidation, coercion, and hazing.

**DISORDERLY CONDUCT:** Committing a breach of the peace. Includes affray; unlawful assembly; disturbing the peace; disturbing meetings; and blasphemy, profanity, and obscene language.

**DRIVING UNDER THE INFLUENCE:** Driving or operating any vehicle or common carrier while drunk or under the influence of intoxicants.

**DRUG ABUSE VIOLATIONS:** Include all violations of state and local laws relating to the unlawful possession, sale, use, growing, manufacturing, and making of illegal drugs.

**EMBEZZLEMENT:** Misappropriation or misapplication of money or property entrusted to one's care, custody, or control.

**FORGERY AND COUNTERFEITING:** All offenses dealing with the making, altering, uttering, or possession of, with intent to defraud, anything false in the semblance of what is true.

**FRAUD:** Fraudulent conversion and obtaining money or property by false pretenses. Includes bad checks (except forgeries and counterfeiting), confidence games, and unauthorized withdrawal of money from an automatic teller machine.

**GAMBLING:** Promoting, permitting, or engaging in illegal gambling. Includes 3 subcategories: bookmaking, numbers and lottery, and "other" gambling.

**LIQUOR LAWS:** Include unlawful manufacture, sale, transporting, furnishing, possessing intoxicating liquor; maintaining unlawful drinking places; bootlegging; operating a still; furnishing liquor to a minor; and drinking on a train or public conveyance. Do not include Drunkenness and Driving Under the Influence.

**MANSLAUGHTER BY NEGLIGENCE:** The killing of another person through gross negligence. Manslaughter by negligence is considered a Part I Offense but is not included in the Crime Index.

**OFFENSES AGAINST THE FAMILY AND CHILDREN:** Include all charges of nonsupport and neglect or abuse of family and children. Examples include desertion, abandonment, or nonsupport of spouse or child; neglect or abuse of spouse or child; and nonpayment of alimony.

**PROSTITUTION AND COMMERCIALIZED VICE:** Sex offenses of a commercialized nature, broken down into three subcategories: prostitution; assisting or promoting prostitution; and purchasing prostitution. These offense types are included in the prostitution and commercialized vice category: keeping a bawdy house, disorderly house, or house of ill fame; pandering, procuring, transporting, or detaining women for immoral purposes, etc.; and all attempts.

**SEX OFFENSES:** Include indecent exposure, incest, statutory rape (no force), other offenses against common decency and morals, and all attempts. Do not include rape, prostitution, and commercialized vice.

**STOLEN PROPERTY:** Buying, receiving, and possessing stolen property, including attempts.

**VAGRANCY:** Persons arrested on grounds of "suspicion" may be prosecuted on this charge. Includes vagrancy, begging, loitering (persons 18 and over), and vagabondage.

**VANDALISM:** The willful or malicious destruction, injury, disfigurement, or defacement of any public or private property, real or personal, without consent of the owner or person having custody or control by cutting, tearing, breaking, marking, painting, drawing, covering with filth, or any other such means as may be specified by local law.

**WEAPONS OFFENSES:** Include unlawful manufacture, sale, or possession of deadly weapons; unlawful carrying of deadly weapons, concealed or openly; using, manufacturing, etc. silencers; furnishing deadly weapons to a minor; and all attempts to commit any of the above.

**ALL OTHER OFFENSES:** Include all other state and local offenses (excluding traffic violations) not included elsewhere. Examples are:

- Admitting minors to improper places
- Abduction and compelling to marry
- Bigamy and polygamy
- Blackmail and extortion
- Combination in restraint of trade; trusts, monopolies
- Contempt of court
- Criminal anarchism
- Discrimination, unfair competition
- Kidnapping
- Marriage within prohibited degrees
- Offenses contributing to juvenile delinquency, such as employment of children in immoral vocations or practices
- Perjury and subornation of perjury
- Possession, repair, manufacture, etc. of burglar's tools
- Possession of drug paraphernalia
- Possession or sale of obscene literature, pictures, etc.
- Public nuisances
- Riot and rout
- Trespass
- Unlawfully bringing drugs and liquor into state prisons, hospitals, etc.; furnishing to convicts
- Violations of state regulatory laws and municipal ordinances
- Violation of quarantine
- Truancy (noncriminal juvenile status offense)
- Ungovernability (noncriminal juvenile status offense)
- All offenses not otherwise classified
- All attempts to commit any of the above



## **NONCRIMINAL OFFENSES**

**STATUS OFFENSES (PERSONS UNDER 18):** Noncriminal acts or conduct which are offenses only when committed or engaged in by juveniles; include curfew violation and runaways.

**CURFEW AND LOITERING:** Included are violations of local curfew or loitering ordinances.

**RUNAWAYS:** Apprehension for protective custody as defined by local statute.

## **NONCRIMINAL ARREST CATEGORY**

**SUSPICION:** While “suspicion” is not an offense, it may be the grounds for many arrests in those jurisdictions where the law permits. After examination by law enforcement officers, the prisoner is either formally charged or released. Those formally charged are entered in one of the Index or Part II offense classes. This class is limited to “suspicion” arrests where persons arrested are released by the police.