

STATE OF HAWAII ARREST DATA SUMMARY

JULY - SEPTEMBER 2020

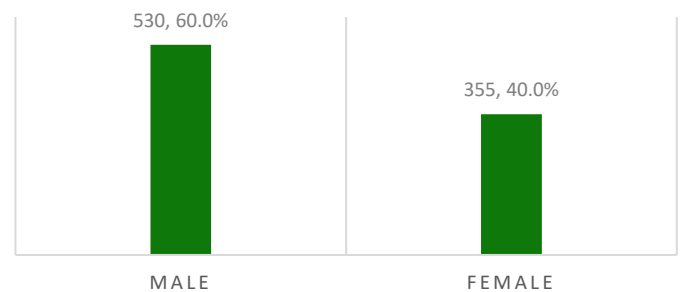
TOTAL JUVENILE ARRESTS*

GENDER	JUL	AUG	SEP	TOTAL
Male	213	174	143	530
Female	130	121	104	355
Total	343	295	247	885
AGE RANGE	JUL	AUG	SEP	TOTAL
10 years old & under	9	6	11	26
11 years old	1	6	2	9
12 years old	18	19	8	45
13 years old	20	20	15	55
14 years old	35	28	39	102
15 years old	75	48	62	185
16 years old	91	99	64	254
17 years old	92	68	45	205
18 years old & older	2	1	1	4
Total	343	295	247	885
RACE/ETHNICITY	JUL	AUG	SEP	TOTAL
Caucasian	92	97	71	260
African American	14	23	16	53
Latino/Hispanic	24	8	11	43
Chinese	11	10	8	29
Filipino	51	29	21	101
Japanese	15	13	4	32
Korean	2	3	0	5
Other Asian/Mixed Asian	3	2	0	5
Hawaiian	71	66	63	200
Samoan	12	10	5	27
Other Pacific Islander	10	6	12	28
All Others	35	26	35	96
Unknown	2	2	0	4
Tongan	1	0	1	2
Total	343	295	247	885
MAJOR OFFENSE CATEGORY	JUL	AUG	SEP	TOTAL
Person Offenses	31	29	18	78
Drug Offenses	19	14	11	44
Sex Offenses	4	11	3	18
Property Offenses	45	34	32	111
Weapons/Intimidation Offenses	9	5	5	19
Status Offenses	188	168	152	508
Other Offenses	47	34	26	107
Total	343	295	247	885

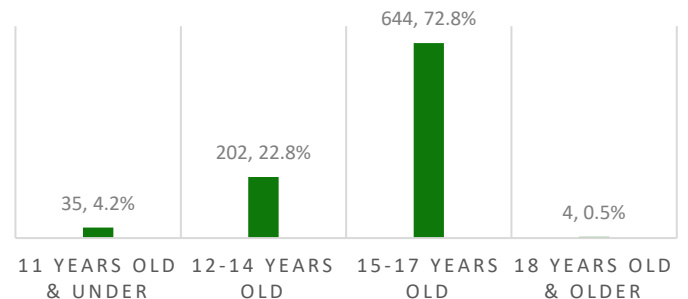
This report summarizes total juvenile arrests in the State of Hawaii from July through September 2020. It includes gender, age range, race/ethnicity, and major offense category by month.

The data from this summary is pulled from the Juvenile Justice Information System (JJIS), a statewide database that organizes information gathered from all county police departments, family courts, departments of the prosecuting attorney, and the juvenile correctional facility.

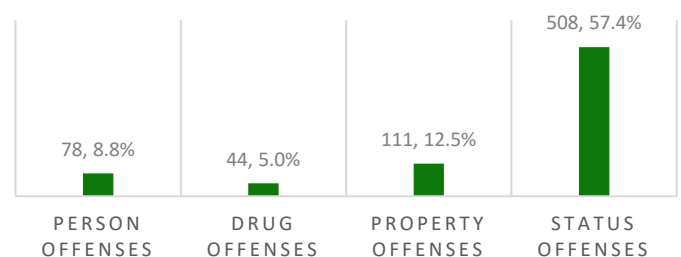
TOTAL ARRESTS BY GENDER



TOTAL ARRESTS BY AGE RANGE



TOTAL ARRESTS BY SELECTED OFFENSE TYPES



*Number of arrests in a quarter.

STATE OF HAWAII ARREST DATA SUMMARY

JULY - SEPTEMBER 2020

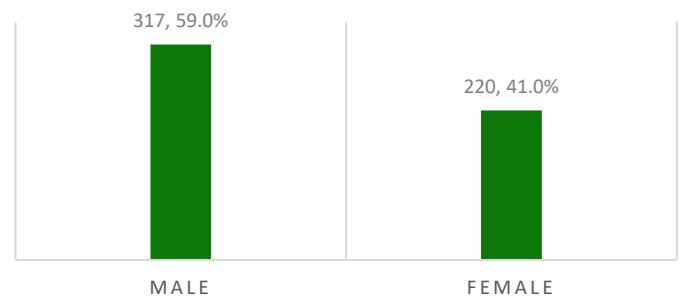
INDIVIDUAL JUVENILES ARRESTED*

GENDER	JUL	AUG	SEP	TOTAL
Male	143	98	76	317
Female	96	72	52	220
Total	239	170	128	537
AGE RANGE	JUL	AUG	SEP	TOTAL
10 years old & under	8	6	7	21
11 years old	1	5	2	8
12 years old	13	13	6	32
13 years old	14	10	9	33
14 years old	27	19	20	66
15 years old	49	28	25	102
16 years old	64	49	30	143
17 years old	61	39	28	128
18 years old & older	2	1	1	4
Total	239	170	128	537
RACE/ETHNICITY	JUL	AUG	SEP	TOTAL
Caucasian	65	41	36	142
African American	10	8	5	23
Latino/Hispanic	17	4	4	25
Chinese	8	5	5	18
Filipino	30	25	14	69
Japanese	11	8	2	21
Korean	1	1	0	2
Other Asian/Mixed Asian	2	2	0	4
Hawaiian	51	47	37	135
Samoan	8	3	1	12
Other Pacific Islander	8	5	5	18
All Others	25	19	18	62
Unknown	2	2	0	4
Tongan	1	0	1	2
Total	239	170	128	537
MAJOR OFFENSE CATEGORY	JUL	AUG	SEP	TOTAL
Person Offenses	29	18	11	58
Drug Offenses	14	10	6	30
Sex Offenses	4	4	3	11
Property Offenses	27	15	12	54
Weapons/Intimidation Offenses	5	0	4	9
Status Offenses	137	103	75	315
Other Offenses	23	20	17	60
Total	239	170	128	537

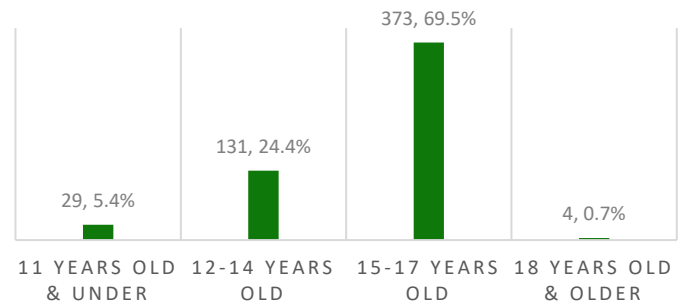
This report summarizes individual juveniles arrested in the State of Hawaii from July through September 2020. It includes gender, age range, race/ethnicity, and major offense category by month.

The data from this summary is pulled from the Juvenile Justice Information System (JJIS), a statewide database that organizes information gathered from all county police departments, family courts, departments of the prosecuting attorney, and the juvenile correctional facility.

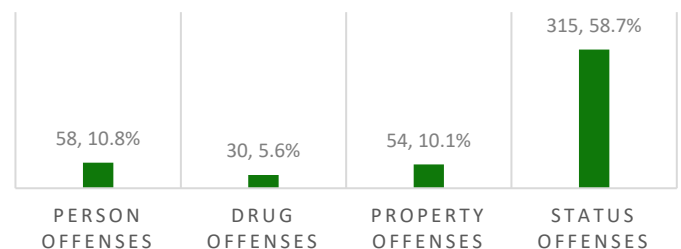
INDIVIDUALS ARRESTED BY GENDER



INDIVIDUALS ARRESTED BY GENDER



INDIVIDUALS ARRESTED BY SELECTED OFFENSE TYPES



*Number of individual juveniles arrested in a quarter.

CITY & COUNTY OF HONOLULU ARREST DATA SUMMARY

JULY - SEPTEMBER 2020

TOTAL JUVENILE ARRESTS*

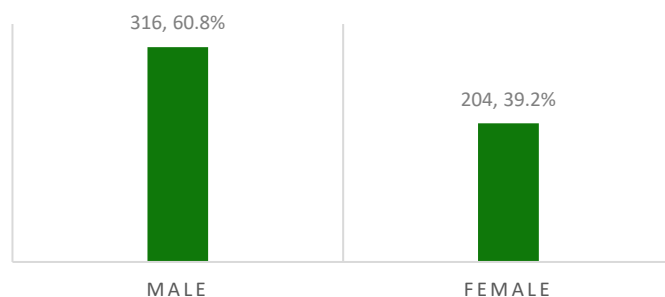
GENDER	JUL	AUG	SEP	TOTAL
Male	125	104	87	316
Female	79	66	59	204
Total	204	170	146	520
AGE RANGE	JUL	AUG	SEP	TOTAL
10 years old & under	1	3	0	4
11 years old	1	3	2	6
12 years old	10	5	2	17
13 years old	10	12	6	28
14 years old	23	15	28	66
15 years old	45	24	42	111
16 years old	53	52	43	148
17 years old	59	55	22	136
18 years old & older	2	1	1	4
Total	204	170	146	520
RACE/ETHNICITY	JUL	AUG	SEP	TOTAL
Caucasian	51	47	44	142
African American	9	21	14	44
Latino/Hispanic	15	8	9	32
Chinese	11	10	8	29
Filipino	34	14	12	60
Japanese	11	8	4	23
Korean	2	3	0	5
Hawaiian	33	26	19	78
Samoan	9	9	4	22
All Others	28	24	32	84
Tongan	1	0	0	1
Total	204	170	146	520
MAJOR OFFENSE CATEGORY	JUL	AUG	SEP	TOTAL
Person Offenses	22	22	7	51
Drug Offenses	5	3	2	10
Sex Offenses	4	10	3	17
Property Offenses	28	23	25	76
Weapons/Intimidation Offenses	2	2	1	5
Status Offenses	115	92	98	305
Other Offenses	28	18	10	56
Total	204	170	146	520

*Number of arrests in a quarter.

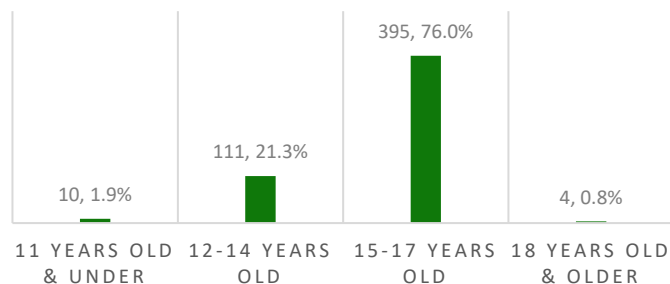
This report summarizes total juvenile arrests in the City and County of Honolulu from July through September 2020. It includes gender, age range, race/ethnicity, and major offense category by month.

The data from this summary is pulled from the Juvenile Justice Information System (JJIS), a statewide database that organizes information gathered from all county police departments, family courts, departments of the prosecuting attorney, and the juvenile correctional facility.

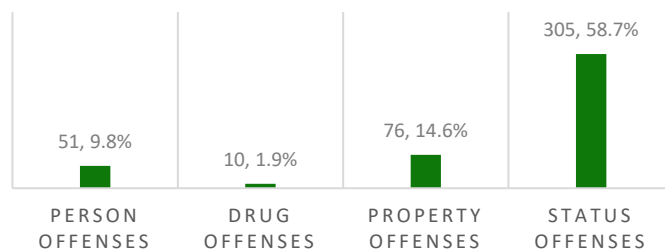
TOTAL ARRESTS BY GENDER



TOTAL ARRESTS BY AGE RANGE



TOTAL ARRESTS BY SELECTED OFFENSE TYPES



CITY & COUNTY OF HONOLULU ARREST DATA SUMMARY

JULY - SEPTEMBER 2020

INDIVIDUAL JUVENILES ARRESTED*

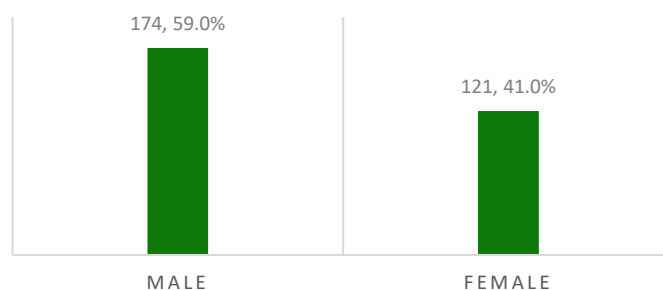
GENDER	JUL	AUG	SEP	TOTAL
Male	81	50	43	174
Female	60	37	24	121
Total	141	87	67	295
AGE RANGE	JUL	AUG	SEP	TOTAL
10 years old & under	1	3	0	4
11 years old	1	2	2	5
12 years old	7	2	1	10
13 years old	6	5	4	15
14 years old	17	9	14	40
15 years old	31	14	15	60
16 years old	37	23	16	76
17 years old	39	28	14	81
18 years old & older	2	1	1	4
Total	141	87	67	295
RACE/ETHNICITY	JUL	AUG	SEP	TOTAL
Caucasian	34	17	19	70
African American	7	6	3	16
Latino/Hispanic	12	4	2	18
Chinese	8	5	5	18
Filipino	20	13	9	42
Japanese	8	5	2	15
Korean	1	1	0	2
Hawaiian	24	16	9	49
Samoan	7	2	1	10
All Others	19	18	17	54
Tongan	1	0	0	1
Total	141	87	67	295
MAJOR OFFENSE CATEGORY	JUL	AUG	SEP	TOTAL
Person Offenses	21	13	6	40
Drug Offenses	5	3	2	10
Sex Offenses	4	3	3	10
Property Offenses	15	9	9	33
Weapons/Intimidation Offenses	2	0	1	3
Status Offenses	79	50	41	170
Other Offenses	15	9	5	29
Total	141	87	67	295

*Number of individual juveniles arrested in a quarter.

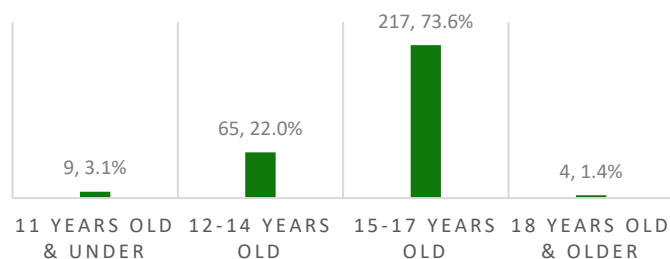
This report summarizes individual juveniles arrested in the City and County of Honolulu from July through September 2020. It includes gender, age range, race/ethnicity, and major offense category by month.

The data from this summary is pulled from the Juvenile Justice Information System (JJIS), a statewide database that organizes information gathered from all county police departments, family courts, departments of the prosecuting attorney, and the juvenile correctional facility.

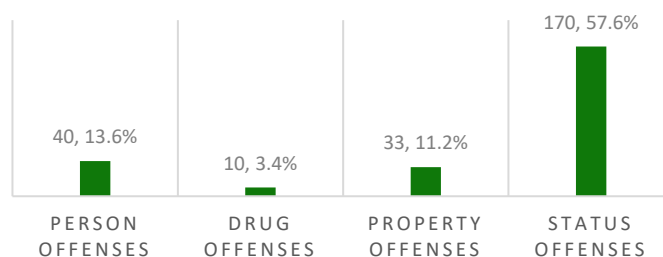
INDIVIDUALS ARRESTED BY GENDER



INDIVIDUALS ARRESTED BY AGE RANGE



INDIVIDUALS ARRESTED BY SELECTED OFFENSE TYPES



MAUI COUNTY ARREST DATA SUMMARY

JULY - SEPTEMBER 2020

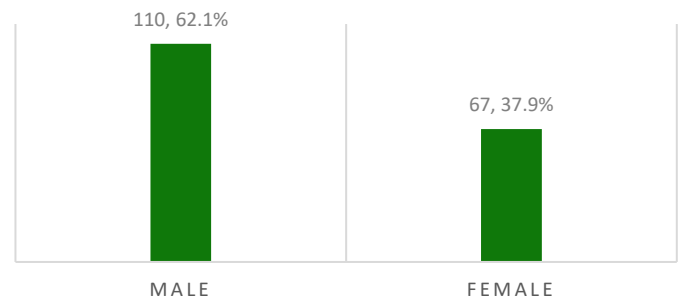
TOTAL JUVENILE ARRESTS*

GENDER	JUL	AUG	SEP	TOTAL
Male	47	33	30	110
Female	21	26	20	67
Total	68	59	50	177
AGE RANGE	JUL	AUG	SEP	TOTAL
10 years old & under	8	2	6	16
11 years old	0	2	0	2
12 years old	5	13	4	22
13 years old	6	2	3	11
14 years old	9	11	9	29
15 years old	10	9	8	27
16 years old	19	15	8	42
17 years old	11	5	12	28
18 years old & older	-	-	-	0
Total	68	59	50	177
RACE/ETHNICITY	JUL	AUG	SEP	TOTAL
Caucasian	22	15	16	53
African American	2	2	1	5
Filipino	8	13	2	23
Japanese	1	2	0	3
Hawaiian	19	19	23	61
Samoan	3	0	0	3
Other Pacific Islander	6	6	4	16
All Others	7	2	3	12
Tongan	0	0	1	1
Total	68	59	50	177
MAJOR OFFENSE CATEGORY	JUL	AUG	SEP	TOTAL
Person Offenses	2	3	9	14
Drug Offenses	9	6	4	19
Sex Offenses	0	1	0	1
Property Offenses	12	5	5	22
Weapons/Intimidation Offenses	2	1	4	7
Status Offenses	37	32	17	86
Other Offenses	6	11	11	28
Total	68	59	50	177

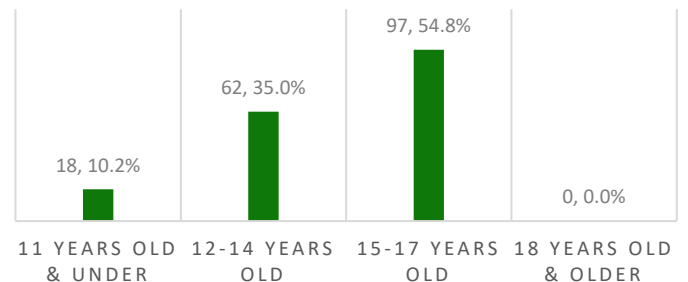
This report summarizes total juvenile arrests in Maui County from July through September 2020. It includes gender, age range, race/ethnicity, and major offense category by month.

The data from this summary is pulled from the Juvenile Justice Information System (JJIS), a statewide database that organizes information gathered from all county police departments, family courts, departments of the prosecuting attorney, and the juvenile correctional facility.

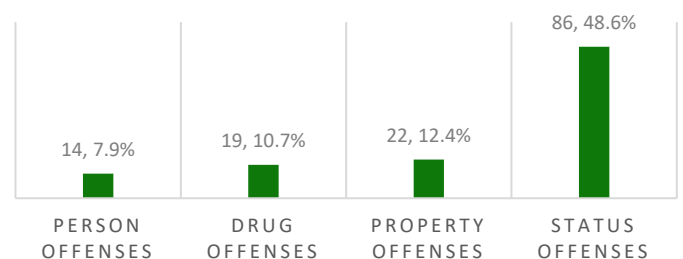
TOTAL ARRESTS BY GENDER



TOTAL ARRESTS BY AGE RANGE



TOTAL ARRESTS BY SELECTED OFFENSE TYPES



*Number of arrests in a quarter.

MAUI COUNTY ARREST DATA SUMMARY

JULY - SEPTEMBER 2020

INDIVIDUAL JUVENILES ARRESTED*

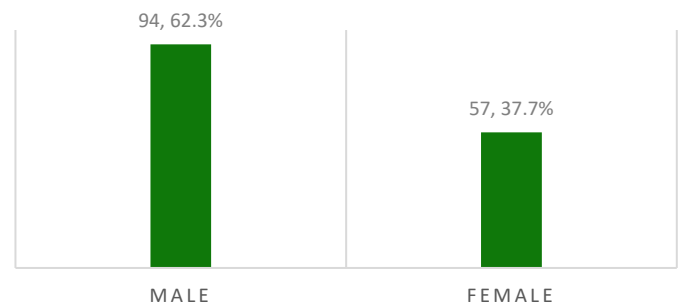
GENDER	JUL	AUG	SEP	TOTAL
Male	43	29	22	94
Female	18	22	17	57
Total	61	51	39	151
AGE RANGE	JUL	AUG	SEP	TOTAL
10 years old & under	7	2	6	15
11 years old	0	2	0	2
12 years old	5	10	4	19
13 years old	6	2	3	11
14 years old	7	8	4	19
15 years old	8	9	7	24
16 years old	17	13	7	37
17 years old	11	5	8	24
18 years old & older	-	-	-	0
Total	61	51	39	151
RACE/ETHNICITY	JUL	AUG	SEP	TOTAL
Caucasian	21	13	12	46
African American	2	2	1	5
Filipino	8	10	2	20
Japanese	1	2	0	3
Hawaiian	17	18	20	55
Samoan	1	0	0	1
Other Pacific Islander	5	5	2	12
All Others	6	1	1	8
Tongan	0	0	1	1
Total	61	51	39	151
MAJOR OFFENSE CATEGORY	JUL	AUG	SEP	TOTAL
Person Offenses	2	2	4	8
Drug Offenses	7	5	3	15
Sex Offenses	0	1	0	1
Property Offenses	10	3	3	16
Weapons/Intimidation Offenses	2	0	3	5
Status Offenses	34	30	16	80
Other Offenses	6	10	10	26
Total	61	51	39	151

*Number of individual juveniles arrested in a quarter.

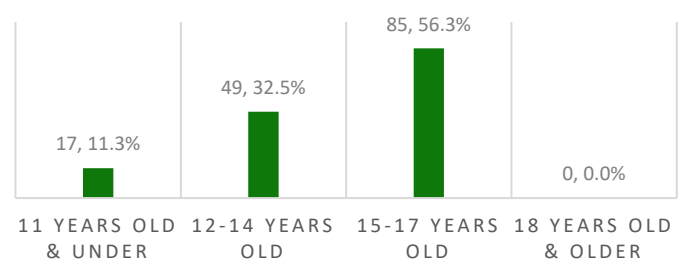
This report summarizes individual juveniles arrested in Maui County from July through September 2020. It includes gender, age range, race/ethnicity, and major offense category by month.

The data from this summary is pulled from the Juvenile Justice Information System (JJIS), a statewide database that organizes information gathered from all county police departments, family courts, departments of the prosecuting attorney, and the juvenile correctional facility.

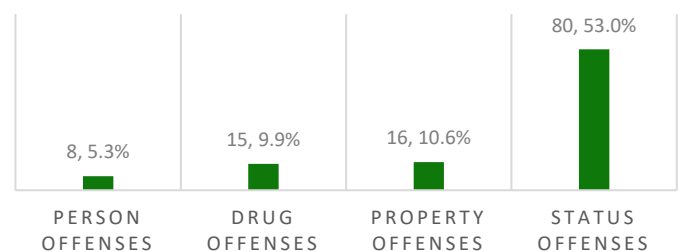
INDIVIDUALS ARRESTED BY GENDER



INDIVIDUALS ARRESTED BY AGE RANGE



INDIVIDUALS ARRESTED BY SELECTED OFFENSE TYPES



HAWAII COUNTY ARREST DATA SUMMARY

JULY - SEPTEMBER 2020

TOTAL JUVENILE ARRESTS*

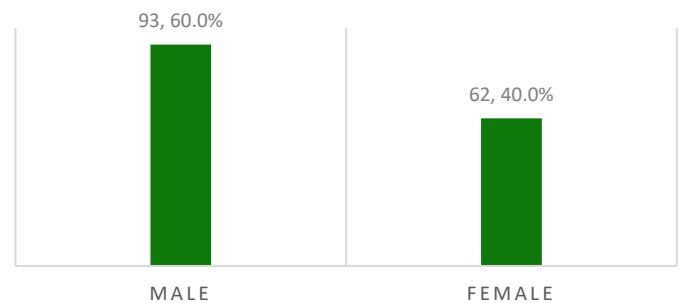
GENDER	JUL	AUG	SEP	TOTAL
Male	39	32	22	93
Female	22	23	17	62
Total	61	55	39	155
AGE RANGE	JUL	AUG	SEP	TOTAL
10 years old & under	0	1	5	6
11 years old	-	-	-	0
12 years old	3	1	1	5
13 years old	4	5	2	11
14 years old	1	2	1	4
15 years old	19	11	11	41
16 years old	14	29	11	54
17 years old	20	6	8	34
18 years old & older	-	-	-	0
Total	61	55	39	155
RACE/ETHNICITY	JUL	AUG	SEP	TOTAL
Caucasian	15	34	8	57
African American	3	0	1	4
Latino/Hispanic	9	0	2	11
Filipino	9	0	5	14
Japanese	2	0	0	2
Other Asian/Mixed Asian	3	1	0	4
Hawaiian	16	17	20	53
Samoan	0	1	1	2
Other Pacific Islander	2	0	2	4
Unknown	2	2	0	4
Total	61	55	39	155
MAJOR OFFENSE CATEGORY	JUL	AUG	SEP	TOTAL
Person Offenses	6	3	1	10
Drug Offenses	5	5	4	14
Sex Offenses	-	-	-	0
Property Offenses	4	5	2	11
Weapons/Intimidation Offense	4	1	0	5
Status Offenses	32	37	30	99
Other Offenses	10	4	2	16
Total	61	55	39	155

*Number of arrests in a quarter.

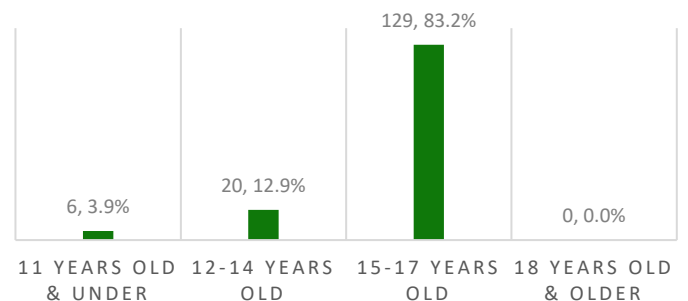
This report summarizes total juvenile arrests in Hawaii County from July through September 2020. It includes gender, age range, race/ethnicity, and major offense category by month.

The data from this summary is pulled from the Juvenile Justice Information System (JJIS), a statewide database that organizes information gathered from all county police departments, family courts, departments of the prosecuting attorney, and the juvenile correctional facility.

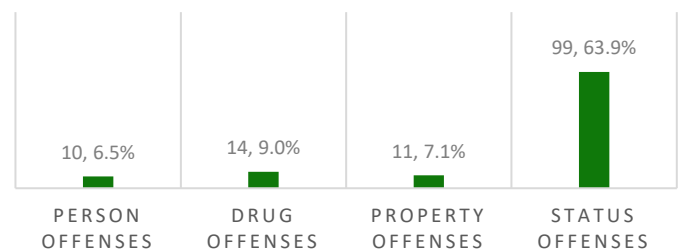
TOTAL ARRESTS BY GENDER



TOTAL ARRESTS BY AGE RANGE



TOTAL ARRESTS BY SELECTED OFFENSE TYPES



HAWAII COUNTY ARREST DATA SUMMARY

JULY - SEPTEMBER 2020

INDIVIDUAL JUVENILES ARRESTED*

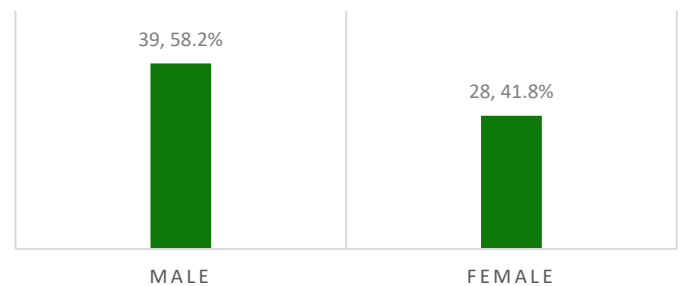
GENDER	JUL	AUG	SEP	TOTAL
Male	17	14	8	39
Female	11	10	7	28
Total	28	24	15	67
AGE RANGE	JUL	AUG	SEP	TOTAL
10 years old & under	0	1	1	2
11 years old	-	-	-	0
12 years old	1	1	0	2
13 years old	2	2	1	5
14 years old	1	2	1	4
15 years old	9	3	2	14
16 years old	6	11	5	22
17 years old	9	4	5	18
18 years old & older	-	-	-	0
Total	28	24	15	67
RACE/ETHNICITY	JUL	AUG	SEP	TOTAL
Caucasian	7	10	3	20
African American	1	0	1	2
Latino/Hispanic	5	0	2	7
Filipino	2	0	1	3
Japanese	1	0	0	1
Other Asian/Mixed Asian	2	1	0	3
Hawaiian	7	10	7	24
Samoan	0	1	0	1
Other Pacific Islander	1	0	1	2
Unknown	2	2	0	4
Total	28	24	15	67
MAJOR OFFENSE CATEGORY	JUL	AUG	SEP	TOTAL
Person Offenses	5	2	0	7
Drug Offenses	2	2	1	5
Sex Offenses	-	-	-	0
Property Offenses	1	2	0	3
Weapons/Intimidation Offenses	-	-	-	0
Status Offenses	20	17	13	50
Other Offenses	0	1	1	2
Total	28	24	15	67

*Number of individual juveniles arrested in a quarter.

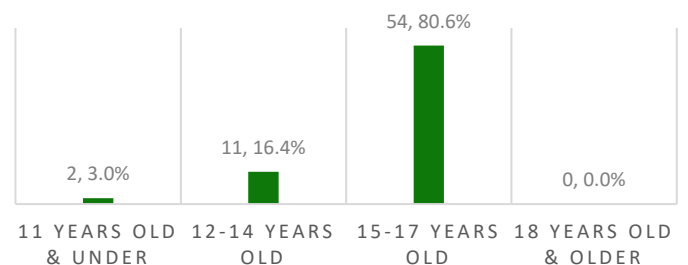
This report summarizes individual juveniles arrested in Hawaii County from July through September 2020. It includes gender, age range, race/ethnicity, and major offense category by month.

The data from this summary is pulled from the Juvenile Justice Information System (JJIS), a statewide database that organizes information gathered from all county police departments, family courts, departments of the prosecuting attorney, and the juvenile correctional facility.

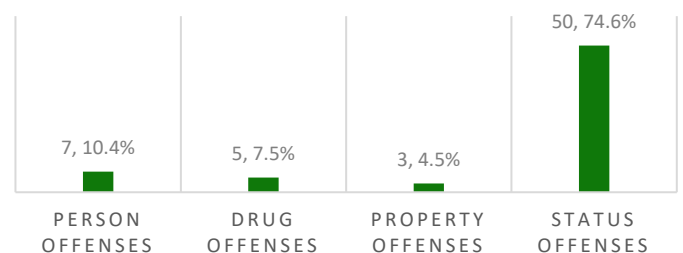
INDIVIDUALS ARRESTED BY GENDER



INDIVIDUALS ARRESTED BY AGE RANGE



INDIVIDUALS ARRESTED BY SELECTED OFFENSE TYPES



KAUAI COUNTY ARREST DATA SUMMARY

JULY - SEPTEMBER 2020

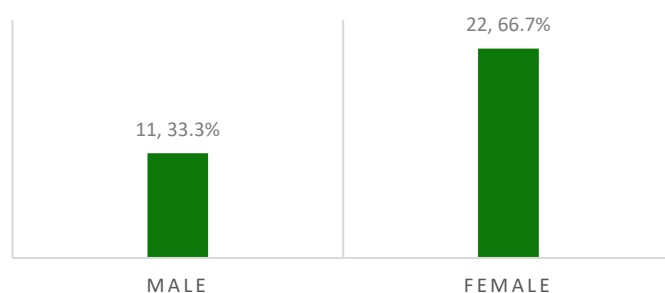
TOTAL JUVENILE ARRESTS*

GENDER	JUL	AUG	SEP	TOTAL
Male	2	5	4	11
Female	8	6	8	22
Total	10	11	12	33
AGE RANGE	JUL	AUG	SEP	TOTAL
10 years old & under	-	-	-	0
11 years old	0	1	0	1
12 years old	0	0	1	1
13 years old	0	1	4	5
14 years old	2	0	1	3
15 years old	1	4	1	6
16 years old	5	3	2	10
17 years old	2	2	3	7
18 years old & older	-	-	-	0
Total	10	11	12	33
RACE/ETHNICITY	JUL	AUG	SEP	TOTAL
Caucasian	4	1	3	8
Filipino	0	2	2	4
Japanese	1	3	0	4
Other Asian/Mixed Asian	0	1	0	1
Hawaiian	3	4	1	8
Other Pacific Islander	2	0	6	8
Total	10	11	12	33
MAJOR OFFENSE CATEGORY	JUL	AUG	SEP	TOTAL
Person Offenses	1	1	1	3
Drug Offenses	0	0	1	1
Sex Offenses	-	-	-	0
Property Offenses	1	1	0	2
Weapons/Intimidation Offenses	1	1	0	2
Status Offenses	4	7	7	18
Other Offenses	3	1	3	7
Total	10	11	12	33

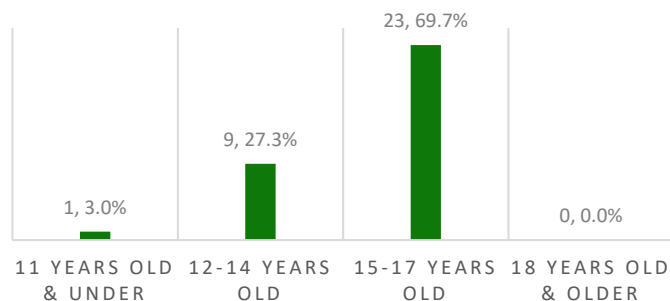
This report summarizes total juvenile arrests in Kauai County from July through September 2020. It includes gender, age range, race/ethnicity, and major offense category by month.

The data from this summary is pulled from the Juvenile Justice Information System (JJIS), a statewide database that organizes information gathered from all county police departments, family courts, departments of the prosecuting attorney, and the juvenile correctional facility.

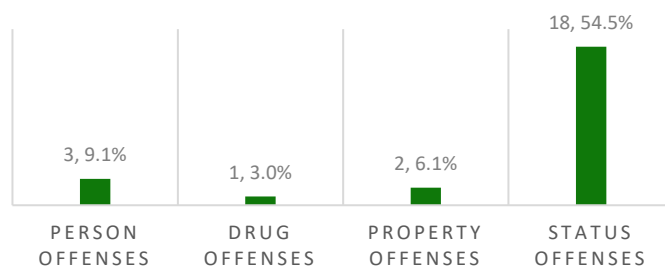
TOTAL ARRESTS BY GENDER



TOTAL ARRESTS BY AGE RANGE



TOTAL ARRESTS BY SELECTED OFFENSE TYPES



*Number of arrests in a quarter.

KAUAI COUNTY ARREST DATA SUMMARY

JULY - SEPTEMBER 2020

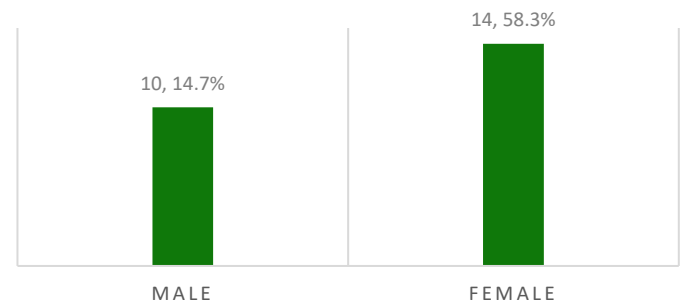
INDIVIDUAL JUVENILES ARRESTED*

GENDER	JUL	AUG	SEP	TOTAL
Male	2	5	3	10
Female	7	3	4	14
Total	9	8	7	24
AGE RANGE	JUL	AUG	SEP	TOTAL
10 years old & under	-	-	-	0
11 years old	0	1	0	1
12 years old	0	0	1	1
13 years old	0	1	1	2
14 years old	2	0	1	3
15 years old	1	2	1	4
16 years old	4	2	2	8
17 years old	2	2	1	5
18 years old & older	-	-	-	0
Total	9	8	7	24
RACE/ETHNICITY	JUL	AUG	SEP	TOTAL
Caucasian	3	1	2	6
Filipino	0	2	2	4
Japanese	1	1	0	2
Other Asian/Mixed Asian	0	1	0	1
Hawaiian	3	3	1	7
Other Pacific Islander	2	0	2	4
Total	9	8	7	24
MAJOR OFFENSE CATEGORY	JUL	AUG	SEP	TOTAL
Person Offenses	1	1	1	3
Drug Offenses	-	-	-	0
Sex Offenses	-	-	-	0
Property Offenses	1	1	0	2
Weapons/Intimidation Offenses	1	0	0	1
Status Offenses	4	6	5	15
Other Offenses	2	0	1	3
Total	9	8	7	24

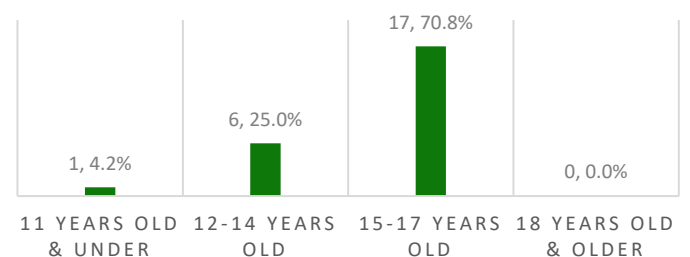
This report summarizes individual juveniles arrested in Kauai County from July through September 2020. It includes gender, age range, race/ethnicity, and major offense category by month.

The data from this summary is pulled from the Juvenile Justice Information System (JJIS), a statewide database that organizes information gathered from all county police departments, family courts, departments of the prosecuting attorney, and the juvenile correctional facility.

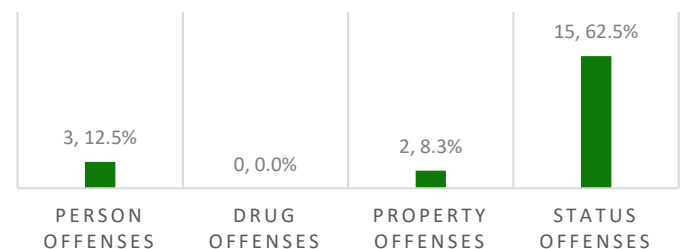
INDIVIDUALS ARRESTED BY GENDER



INDIVIDUALS ARRESTED BY AGE RANGE



INDIVIDUALS ARRESTED BY SELECTED OFFENSE TYPES



*Number of individual juveniles arrested in a quarter.

JUVENILE JUSTICE INFORMATION SYSTEM

OFFENSE CATEGORIES

The major offense categories for this report are organized into seven groups. Each major offense category is comprised of related types of delinquency. The seven major categories and their respective delinquency offenses are listed below, along with a narrative description. The specific offenses within each major category are listed in order of severity, with the most severe being the highest ranked within each major category. Thus, those offenses are reported under the seven major offense categories (person, sex, drug, weapons/intimidation, property, status, and other):

Person Offenses: Person offenses include offenses that involve detrimental physical contact acted upon a victim by the offender.

Homicide (*e.g.*, murder, negligent homicide).

Assault 1 or 2 offenses occur when there is “serious” or “substantial” bodily injury intentionally or knowingly inflicted on another person, respectively. [Starting in 2007, a criminal offense involving a person intentionally (or) knowingly causing bodily injury to any emergency medical services personnel who is engaged in the performance of duty would be charged with assault in the second degree. Starting in 2003, a criminal offense involving assault of a police officer or educational worker who is engaged in the performance of his/her duties was deemed a class C felony, or assault in the second degree]. They are both felony offenses and have been combined for this report.

Kidnapping occurs when a person intentionally or knowingly restrains another person with intent to use that person as a shield or hostage, inflict bodily injury upon that person or subject that person to a sexual offense, or terrorize that person.

Robbery includes acts in which a person uses force against another person with the intent to overcome that person’s physical resistance (or threatens to do so) in the course of committing theft.

Abuse of Family Member includes offenses for which any person physically abuses a family or household member.

Assault 3 includes offenses in which a person intentionally, knowingly, or recklessly causes bodily injury to another person, or does so negligently with a dangerous instrument. This is a misdemeanor offense.

Sex Offenses: Sex offenses are violent/person offenses (categorized separately for this report from the previous category of “Person Offenses”).

Sexual Assault 1 or 2 occurs when a person knowingly subjects another person to an act of sexual penetration by strong compulsion. They are both felony offenses and have been combined for this report.

Sexual Assault 3 occurs when a person recklessly subjects another person to sexual contact by compulsion or causes another person to have sexual contact with the person by compulsion, and is a misdemeanor offense.

Prostitution includes offenses for which a person engaged in, or agreed to engage in, sexual conduct with another person for a fee.

Open Lewdness includes offenses in which a person performed any lewd act which is likely to be

observed by others who would be affronted or alarmed.

Drug Offenses: Drug offenses include all “PUP” offending activities (*i.e.*, “possession,” “use,” or “purchase” of illicit substances), as well as drug trafficking.

Dangerous Drug offenses (*e.g.*, crystal methamphetamine, cocaine);

Harmful Drug offenses (*e.g.*, prescription medications that can act as depressants, stimulants, or have other sensational effects);

Detrimental 1 Drug offenses (*e.g.*, trafficking or marijuana);

Detrimental 2 or 3 Drug offenses (*e.g.*, PUP of marijuana);

Alcohol offenses (includes prohibitions); and

Other Drug offenses (*e.g.*, drug paraphernalia).

Weapons/Intimidation Offenses: Weapons/Intimidation offenses include weapons and/or no physical contact or relatively minor physical contact (*e.g.*, pushing, shoving).

Terroristic Threatening 1 includes offenses in which a person threatens, by word or conduct, to cause bodily injury to another person or serious damage to the property of another. Terroristic Threatening 1 is a felony C offense pertaining primarily to victims who are public servants, such as an educational administrator, counselor, or teacher, and/or involves threatening another person on more than one occasion for the same or similar purpose.

Weapons (felony) offenses involve unlawful possession of deadly weapons, such as firearms, explosives, or other destructive devices.

Terroristic Threatening 2 does not involve public servants or repeated incidences. It is a misdemeanor offense.

Harassment includes offenses in which a person commits the following types of act(s) on another—strikes, shoves, kicks, or offensive touching, insults, taunts, or challenges intended to provoke a violent response, or other offensive forms of communication (*e.g.*, telephone calls, facsimile transmissions).

Weapons (misdemeanor) offenses involve possession of prohibited weapons such as knives or brass knuckles. Misdemeanor weapons offenses can also include possession of deadly weapons, though in a less dangerous context.

Property Offenses: Property offenses include offenses involving theft or damage to another’s property.

Burglary offenses apply when a person intentionally enters or remains unlawfully in a building, with intent to commit a crime against a person or against property rights.

Unauthorized Entry Motor Vehicle/Unauthorized Control of a Propelled Vehicle (UEMV/UCPV) offenses include those in which a person exerts unauthorized control over another’s vehicle without the owner’s consent, or enters the vehicle to steal it, part of it, or property within it.

Theft 1 or 2 offenses involve theft without force. Theft 1 applies when the value of the stolen item(s) exceeds \$20,000 or is a firearm; Theft 2 applies when the value of the stolen item(s) exceeds \$300. Theft 1 and 2 are both felony offenses.

Computer/Credit Card Fraud includes offenses in which a person knowingly accesses a computer without authorization and, by means of such conduct, obtains or exerts control over the property of another,

knowingly accesses a computer, computer system or network without authorization. Credit card fraud involves the unauthorized use of another's credit card or the card's number to obtain money, goods, services, or anything else of value.

Theft 3 or 4 offenses also involve theft without force of items of lesser value. Theft 3 applies when the value of the item(s) exceeds \$100. Theft 4 applies the value is less than \$100. Both are misdemeanor offenses.

Other Property offenses are those that do not fall into the above offenses (*e.g.*, arson, criminal property damage) and where a person intentionally damages or exerts control over another's property without permission.

Status Offenses: Status offenses include offenses that are only prohibited because they are committed by someone under age eighteen.

Runaway offenses pertain to juveniles who are absent from home without parental permission.

Truancy offenses pertain to juveniles who leave school without the permission of the school or a parent/guardian.

Beyond Parental Control applies when a parent or legal guardian deems their child beyond their control and require police intervention.

Curfew offenses occur when a juvenile under age sixteen goes or remains on any public street, highway, public place, or private place held open to the public after ten o'clock in the evening and before four o'clock in the morning, unaccompanied by a parent, guardian, or adult person authorized to accompany the child.

Injurious Behavior offenses occur when a juvenile is deemed a danger to him- or herself.

Protective Supervision Violation offenses are akin to probation violations but apply to status offenders.

Other Offenses: These include all other offenses that did not fall into the above major offense categories.

Parole Violation occurs when a juvenile violates the conditions of his/her release from incarceration to parole.

Probation Violation occurs when a juvenile violates the conditions of his/her probation sentence.

Traffic offenses include a wide variety of driving offenses, including but not limited to speeding, driving without a license, reckless driving, or inattention to driving, etc.

Other offenses include offenses that do not fall into any of the above major offense categories or subcategories. These offenses include "disorderly conduct" and many county ordinances (*e.g.*, skateboarding on sidewalk, fireworks violations, park or fishing ordinance violations).