

An excerpt from the forthcoming
CRIME IN HAWAII, 2020

CRIME IN KAUAI COUNTY, 2020

**A REVIEW OF
UNIFORM CRIME REPORTS**



Prepared By

Kristin Ishihara

Research Analyst

and

Paul Perrone

Chief of Research & Statistics

**Research & Statistics Branch
Crime Prevention & Justice Assistance Division**

November 2021

Crime in Hawaii can be downloaded from the
Crime Prevention & Justice Assistance Division web site
ag.hawaii.gov/cpja/

In accordance with the Americans with Disabilities Act, P.L. 101-336,
this material is available in an altered format, upon request. If you
require an altered format, please call the Department of the Attorney
General, Crime Prevention and Justice Assistance Division at (808)
586-1150. TDD: Oahu, 586-1298; neighbor islands, 1-877-586-1298.

TABLE OF CONTENTS

<i>TABLE OF CONTENTS</i>	<i>i</i>
<i>CAVEATS</i>	<i>iii</i>
<i>THE UNIFORM CRIME REPORTING PROGRAM</i>	1-3
<i>REPORTED OFFENSES STATISTICS</i>	5-22
A. HIGHLIGHTS AND REPORTED INDEX OFFENSES CHART, 2011-2020.....	5
B. REPORTED OFFENSES TABLE.....	6
C. REPORTED INDEX AND PART II OFFENSES.....	7
D. TOTAL INDEX CRIME AND CLEARANCE RATES.....	8
E. TOTAL VIOLENT CRIME AND CLEARANCE RATES.....	9
1. Murder Rate and Clearance Rate	10
2. Rape Rate and Clearance Rate	11
3. Robbery Rate and Clearance Rate	12
4. Aggravated Assault Rate and Clearance Rate.....	13
F. TOTAL PROPERTY CRIME AND CLEARANCE RATES	14
1. Burglary Rate and Clearance Rate	15
2. Larceny-Theft Rate and Clearance Rate.....	16
3. Motor Vehicle Theft Rate and Clearance Rate.....	17
4. Value of Property Stolen by Offense.....	18
5. Value of Property Stolen and Recovered.....	19
6. Total Value of Property Stolen in Larceny-Theft by Value Lost per Offense.....	19
G. ARSON RATE AND CLEARANCE RATE	20
1. Value of Property Destroyed by Arson.....	21
H. HUMAN TRAFFICKING.....	22
 <i>ARREST STATISTICS</i>	 23-36
1. Total Arrests Table and 10-Year Arrest Rate Charts.....	25
2. Arrests for Index Offenses, Kauai County, 2011-2020	26
3. Age and Sex of Adults Arrested for Index Offenses, 2020	27
4. Race/Ethnicity of Adults Arrested for Index Offenses, 2020.....	28
5. Age and Sex of Juveniles Arrested for Index Offenses, 2020	29
6. Race/Ethnicity of Juveniles Arrested for Index Offenses, 2020.....	30
7. Part II Arrests by Offense, Kauai County, 2011-2020 – Adults.....	31
8. Part II Arrests by Offense, Kauai County, 2011-2020 – Juveniles	32
9. Age and Sex of Adults Arrested for Part II Offenses, 2020.....	33
10. Race/Ethnicity of Adults Arrested for Part II Offenses, 2020	34
11. Age and Sex of Juveniles Arrested for Part II Offenses, 2020.....	35
12. Race/Ethnicity of Juveniles Arrested for Part II Offenses, 2020	36
 APPENDIX A DEFINITIONS.....	 37-39
APPENDIX B PART II OFFENSES.....	41-43

This report provides crime statistics and analyses specific to Kauai County. The complete *Crime in Hawaii, 2020* report, which will include statewide rate comparisons, plus data on police officers killed and assaulted, police department employee counts, and population estimates, will be available following submission of complete annual crime data from all four of Hawaii's county police departments. **Individual county reports will be superseded by *Crime in Hawaii, 2020* upon its publication.**

Caveats

Statistical crime reporting requires a number of rules to count events consistently. Multiple offenses may be committed in most opportunities for crime, and multiple charges may be attached to a single arrest. The statistics presented in this report were collected and compiled using the FBI's Hierarchy Rule that limits crime counts to only the most serious offense committed within an incident that is constrained by time and place, and limits arrest counts to only the most serious charge per booking. Therefore, some crimes may be underreported, e.g., if the victim is killed in a single-victim robbery situation, only murder is recorded, not the crime of robbery. Further details of the Hierarchy Rule are discussed in Footnote 1 on page 2.

The number of reported offenses corresponds to a victim count for only some types of offenses. Violent crimes generally employ the total victim count. Robberies, however, are counted by the incident, regardless of the number of victims. Property crimes also are generally counted by the incident, with the notable exceptions that a burglary is counted for each structure entered, and a motor vehicle theft for each vehicle stolen.

Some crimes are inherently difficult to classify. The Uniform Crime Reporting (UCR) definition of aggravated assault, for example, is complex and has been misinterpreted, resulting in large variations between agencies and between years.

These statistics were produced from the operations of Hawaii's four county police departments. Statistics of prosecutorial, court, and parole board decisions are reported separately, by those agencies.

It is strongly cautioned that year-to-year changes based on small numbers of events are likely to result in large percentage changes which typically are not as meaningful as they might appear at first glance.

An unappreciated difference in the time period covered by two different sets of statistics can lead to erroneous conclusions regarding underlying relationships. For example, an abrupt change in the "percent of offenses cleared" statistics, which link the volume of arrests to the volume of reported offenses, should be viewed with caution because offenses already reported in previous years may be counted as cleared, by arrest or exceptional means, in the current year. A clearance is further defined in Appendix A.

The distinction between resident and de facto population is a most important consideration in viewing *Crime in Hawaii*. Crime rates are based on the number of crimes per 100,000 residents. De facto population includes the number of persons physically present in the state: residents, tourists, and non-resident military personnel. Crime rates based on de facto population can be significantly different than rates based on resident population. The UCR program uses resident population to calculate crime rates for all states. However, because of Hawaii's relatively small resident population and large visitor population, crime rates based on resident population are much higher when compared to rates based on the actual number of people in the state.

These and other issues surrounding the collection and compilation of crime and arrest data can contribute to the misinterpretation of statistics presented in this report. We welcome the opportunity to address the validity of readers' interpretations involving these crime statistics. Please feel free to contact us:

Research & Statistics Branch
Crime Prevention and Justice Assistance Division
Department of the Attorney General
235 S. Beretania Street, Suite 401
Honolulu, Hawaii 96813

Tel: (808) 586-1150
Fax: (808) 586-1097
Web: ag.hawaii.gov/cpja/

THE UNIFORM CRIME REPORTING PROGRAM

BACKGROUND

The Uniform Crime Reporting (UCR) Program was initiated in 1930 by the International Association of Chiefs of Police (IACP) to meet a recognized need for a nationwide system to collect crime statistics. Since there are numerous differences in criminal codes throughout the United States, the UCR program uses a standard definition for each offense. Law enforcement agencies submit data in accordance to these definitions rather than state statutes. This standardization allows for inter-jurisdictional comparisons and internal validity of national totals.

The national UCR program is administered by the Federal Bureau of Investigation (FBI). Definitions of specific offenses, as well as reporting criteria, are contained in the FBI's *Summary Reporting System (SRS) User Manual*. The FBI provides report forms and training to city, county, and state law enforcement agencies. Crime data are collected by over 18,000 local enforcement agencies and reported to the FBI. The FBI assembles, publishes, and distributes a comprehensive annual publication entitled *Crime in the United States*, as well as periodic special reports.

In an effort to streamline procedures and provide consistency and comparability of data, the FBI promoted the development of state UCR programs. The purpose of the state-level UCR program is to collect data from local law enforcement agencies and assure compliance with standards developed jointly by the FBI and IACP.

Hawaii's UCR program was housed in the Judiciary from its inception in 1975 until 1981, when it was transferred to the Hawaii Criminal Justice Data Center, a Division of the Department of the Attorney General. In 1991, the program was transferred from the Data Center to the Research and Statistics Branch of the Crime Prevention Division, which in 1995 became the Crime Prevention and Justice Assistance Division.

The Research and Statistics Branch collects and reviews the UCR reports received from the four county police departments before forwarding the reports to the FBI. The Branch is also responsible for providing technical assistance to the contributing agencies, as well as serving as the FBI's single point of contact in the State of Hawaii.

CRIME STATISTICS

Consistent with the UCR objectives of providing the best representation of total crime and providing the most meaningful data to police departments, the UCR program collects data on reported offenses and arrests. It is widely understood that offenses known to police are an under-representation of the total number of crimes committed, and that a truly reliable measure of unreported crimes is difficult, if not impossible, to obtain. However, the use of reported offenses as official statistics can be verified and compared over time and between jurisdictions.

Because of their seriousness and frequency of occurrence, seven offenses were initially chosen by the IACP to comprise a Crime Index and serve as indicators of our nation's crime experience: murder and non-negligent manslaughter; rape; robbery; aggravated assault; burglary; larceny-theft; and motor vehicle theft. In 1979, a congressional mandate added arson

as the eighth Crime Index Offense.¹ In 2013, a reauthorization act mandated the FBI to add two human trafficking offenses, commercial sex act and involuntary servitude, as Part I offenses, totaling ten Crime Index offenses.

Information reported for Index Offenses includes: the number of crimes reported; the number of offenses cleared by arrest or by exceptional means;² the number of arrests, and the value of property destroyed by arson and taken in each of the remaining offenses, except aggravated assault. (By definition, property cannot be taken in an assault. An offense that begins as an assault but ends with property being taken is classified as robbery.) The ten Index Crimes plus the crime of negligent manslaughter are referred to as Part I Offenses. While complete information is collected on non-traffic related negligent manslaughters, this offense is rare and not mentioned in *Crime in the United States*. Part II Offenses include all other offenses, except traffic, not included in Part I. The national UCR program collects and reports only arrest data for Part II Offenses, while *Crime in Hawaii* additionally contains reported Part II Offense statistics.³ Total negligent manslaughter arrests, including traffic-related, are included in *Crime in Hawaii* with the Part II arrests.

Definitions of terms used in this report appear in Appendices A and B. More detailed descriptions of the UCR program can be obtained from the *Summary Reporting System (SRS) User Manual* published by the FBI. Trends in law enforcement officers killed and assaulted (LEOKA) are reported in Appendix C, and population estimates are noted in Appendix D. New data for cargo theft, effective 2014, are reported in Appendix E.

UCR program rules for classifying and counting crimes are somewhat complex and can, at times, even appear contradictory. Prior to delving into the pages that follow, first-time readers of *Crime in Hawaii* are encouraged to read the “Caveats” page. All readers are requested to review this page when attempting to answer questions about how crimes and arrests are counted and to contact us if their questions remain unanswered. Contact information is at the bottom of the “Caveats” page.

RECENT REVISIONS

In 2013, in addition to removing the word “forcible,” the FBI also approved revisions to the UCR Program’s definition of rape.⁴ The revised definition of rape is, “The penetration, no matter how slight, of the vagina or anus with any body part or object, or oral penetration by a

¹ Hawaii has collected arson offense data since 1980. The Hierarchy Rule does not apply to arson offenses. This means that all arsons which become known to the police are counted, so that crime incidents which include arson and one or more of the other Index Offenses are counted twice. As a result, the FBI does not include arsons in calculating and reporting total Index Crimes or property crimes and their respective crime rates. In order to remain consistent with federal reporting, Hawaii also does not include arsons in total Index Crimes and property crimes. Arson offenses are also not counted in the grand total of Index & Part II Offenses.

² An offense cleared by exceptional means is one in which the offender and his or her exact location are known to the law enforcement agency but, for reasons beyond the control of the agency, the offender cannot be arrested. See Appendix A for definition and examples.

³ See Appendix B for definitions of Part II offenses.

⁴ The State of Hawaii will continue to track rape data under the old, or legacy, definition until comparative trends have been established. This will only apply to offense data and not arrests.

sex organ of another person, without the consent of the victim.” This revised definition encompasses all genders as victims of rape and also includes the offenses of sodomy, and sexual assaults with an object, which were previously reported to the FBI only as arrests in the “other sex offenses” category. The old definition, which will be referred to as the legacy definition throughout this report, is defined as, “The carnal knowledge of a female forcibly and against her will.” The State of Hawaii commenced the collection of rape data per the revised definition on January 1, 2014.

Other than the addition of arson in 1979, the UCR program has been a stable and static source of crime statistics for the U.S., allowing for crime rate comparisons between police departments and states across the nation. The FBI recently directed the participating agencies to additionally report the following offenses and arrests to its UCR program:

In 2010, in response to the *USA Patriot Improvement and Re-authorization Act of 2005*, which required the Attorney General to report cargo theft as a separate category in the FBI’s UCR system, the FBI added the offense of cargo theft. Due to the low numbers of participating agencies reporting cargo theft to the FBI, the FBI has yet to publish a cargo theft report. The State of Hawaii required participating law enforcement agencies to commence the collection of cargo theft data in January 2014; these data are reported in Appendix E.

In 2013, in order to comply with the *William Wilberforce Trafficking Victims Protection Reauthorization Act of 2008*, the FBI added two more offenses to its Part I Crime Index track: “Human Trafficking–Commercial Sex Acts” and “Human Trafficking–Involuntary Servitude”. The Act also required the FBI to distinguish between assisting or promoting prostitution, purchasing prostitution, and prostitution, all of which are reported only as Part II arrests. The State of Hawaii initiated the human trafficking data collection in January 2014. In contrast to the FBI’s *Crime in the U.S.* report, which reports human trafficking data separately, the *Crime in Hawaii* report documents human trafficking offenses⁵ and arrests as Part I violent Index Crimes, as specified in the FBI’s *SRS User Manual*. Prostitution arrests are aggregated under the prostitution category, in line with the national report.

Lastly, the FBI revised the race categories in 2013 in accordance with a directive from the U.S. Government’s Office of Management and Budget. The “Asian/Pacific Islander” race category was separated into “Asian” and “Native Hawaiian or Other Pacific Islander” categories, which also necessitated the State of Hawaii to add “Other Asian” and “Other Pacific Islander” subcategories to its expanded list of Asian and Pacific Islander subcategories.

NATIONAL INCIDENT-BASED REPORTING SYSTEM

The FBI announced the discontinuation of the SRS version of the nationwide UCR Program, effective January 1, 2021. Only the National Incident-Based Reporting System (NIBRS) version will continue thereafter (see <https://ucr.fbi.gov/nibrs-overview>). The Hawaii UCR Program’s NIBRS data repository received NIBRS certification from the FBI in February 2019. For more information on the effects of NIBRS on crime statistics, please visit https://ucr.fbi.gov/nibrs/2014/resource-pages/effects_of_nibrs_on_crime_statistics_final.pdf.

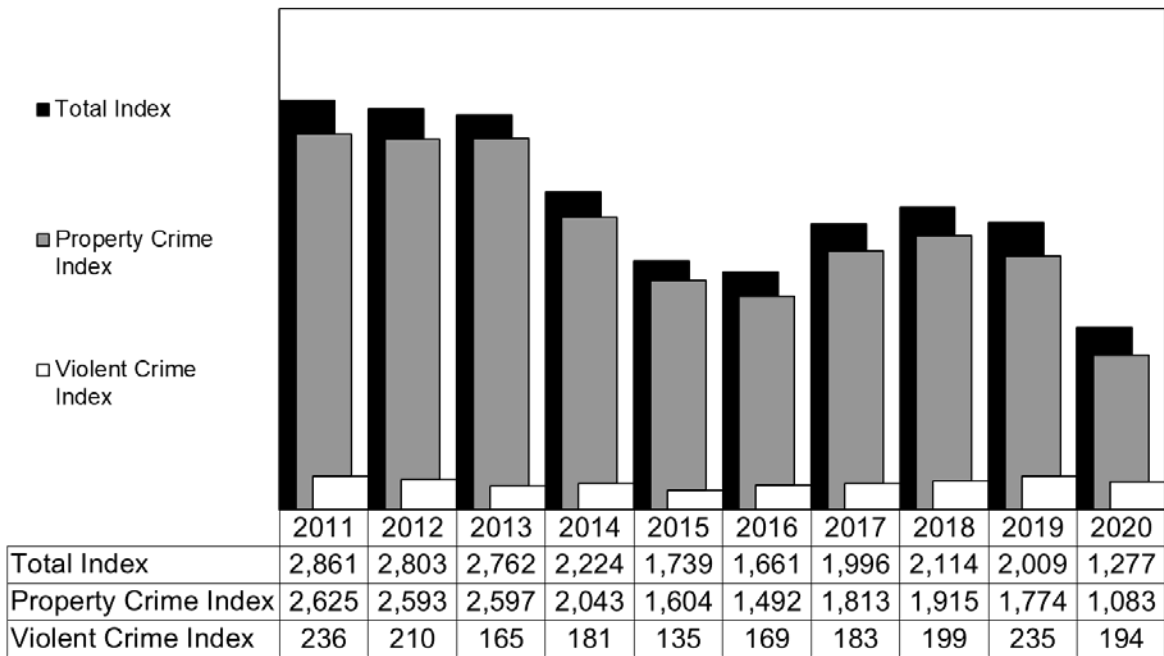
⁵ As in the case for arson, the Hierarchy Rule does not apply to human trafficking offenses, thus all instances of human trafficking are reported. Human trafficking offenses are not included in the total Index Crime count, violent Index Crime, or the grand total of Index & Part II Offenses.

In 2020, the total number of Index Crimes reported in Kauai County decreased 36.4%; violent crimes decreased 17.4%, and property crimes decreased 39.0%. The number of reported crimes decreased in 2020 for six Index Crime categories: murder, 66.7%; robbery, 16.7%; aggravated assault, 24.8%; burglary 50.7%; larceny-theft 36.7%; and motor vehicle theft, 27.3%. The number of reported crimes increased for two Index Crime categories; rape, 7.3%; and arson, 200.0%. No human trafficking offenses were reported for either year.

During the past 10 years, the population of Kauai County increased 6.0%, and the total number of reported Index Crimes decreased 55.4%, violent crimes decreased 17.8%, and property crimes decreased 58.7%.

The table on the following page lists the numbers of reported offenses, excluding traffic, in Kauai County from 2011 to 2020.

**Total Reported Index Offenses
Kauai County, 2011-2020**



Reported Offenses Kauai County, 2011-2020

	2011	2012	2013	2014	2015	2016	2017	2018	2019	2020
Total Index	2,861	2,803	2,762	2,224	1,739	1,661	1,996	2,114	2,009	1,277
Violent Crime Index	236	210	165	181	135	169	183	199	235	194
Murder	2	0	1	1	2	5	0	3	3	1
Rape*				32	31	45	45	60	55	59
Rape (legacy)*	33	29	20	13**	16**	25**	22**	15**	18**	8**
Robbery	25	22	22	31	22	21	25	25	12	10
Aggravated Assault	176	159	122	117	80	98	113	111	165	124
Property Crime Index	2,625	2,593	2,597	2,043	1,604	1,492	1,813	1,915	1,774	1,083
Burglary	787	689	828	674	458	458	440	409	373	184
Larceny-Theft	1,690	1,753	1,641	1,251	1,069	968	1,248	1,358	1,273	806
Motor Vehicle Theft	148	151	128	118	77	66	125	148	128	93
Arson	11	10	3	5	47	31	39	31	4	12
Human Trafficking - Commercial Sex Acts				0	0	0	0	0	0	0
Human Trafficking - Involuntary Servitude				0	0	0	0	0	0	0

	2011	2012	2013	2014	2015	2016	2017	2018	2019	2020
Part II Offenses***	5,944	6,045	6,450	4,056	3,877	4,030	6,288	7,233	7,016	5,477
Total Index & Part II***	8,805	8,848	9,212	6,280	5,616	5,691	8,284	9,347	9,025	6,754

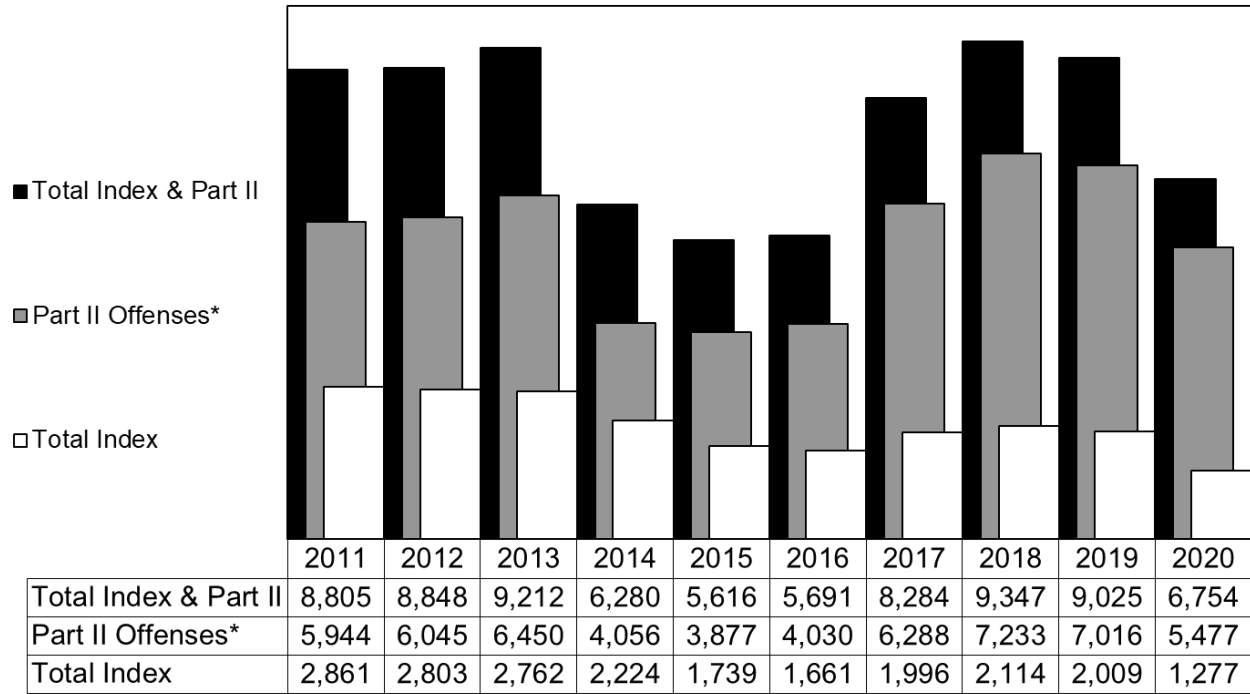
Note: Violent Crime Index, Property Crime Index, Part II Offenses, and Total Index and Part II offenses exclude arson and human trafficking offenses.

* On January 1, 2014, the State of Hawaii commenced the collection of rape data using the FBI's revised definition (see pages 3 and 15 for more details).

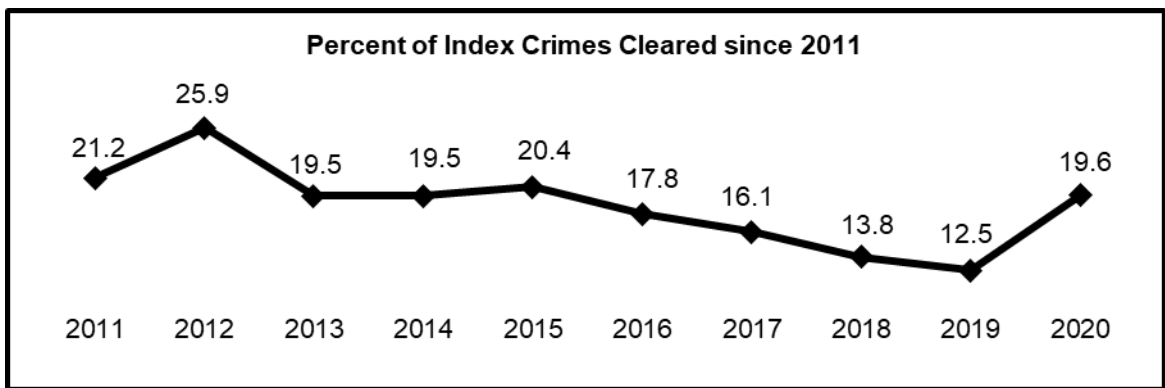
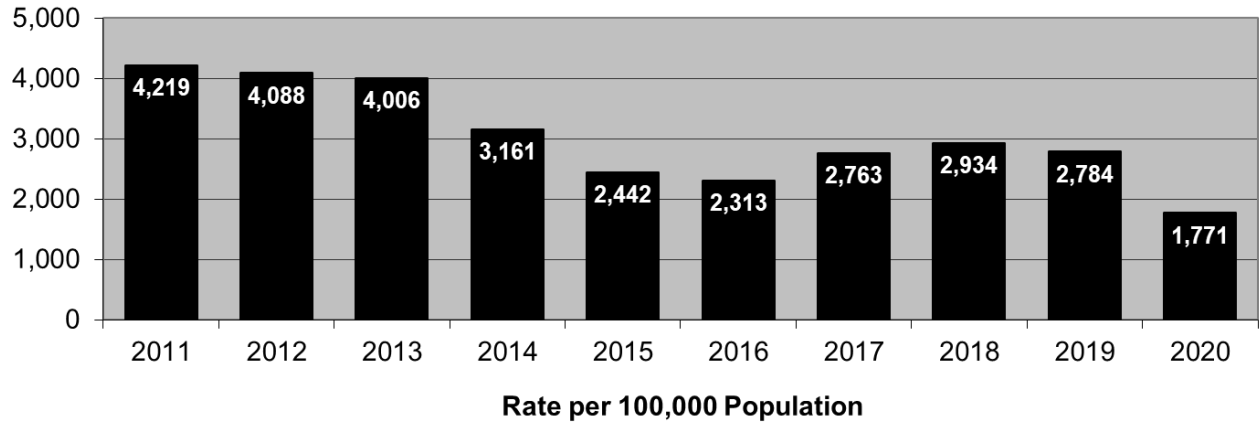
**The total number of rapes under the legacy definition in 2014 is not separately included in the Violent Crime Index, Total Index, and Total Index & Part II offenses. It is, however, already included in the rape count under the revised definition.

***Kauai PD's comparatively low tallies of Part II offenses during the 2014-2016 period may be at least partially attributable to technological issues relating to an interim records management system solution.

**Total Reported Index & Part II Offenses
Kauai County, 2011-2020**



Total Index Crime Rate, Kauai County, 2011-2020



Index Crimes - Murder, rape, robbery, aggravated assault, burglary, larceny-theft, motor vehicle theft, and arson. However, due to a different method of counting, arson and human trafficking offenses are not included in the totals of reported Index Crimes and Index & Part II Offenses.

From 2019 to 2020:

- The rate of reported Index Crimes decreased 36.4%.

Comparing 2020 to 2011:

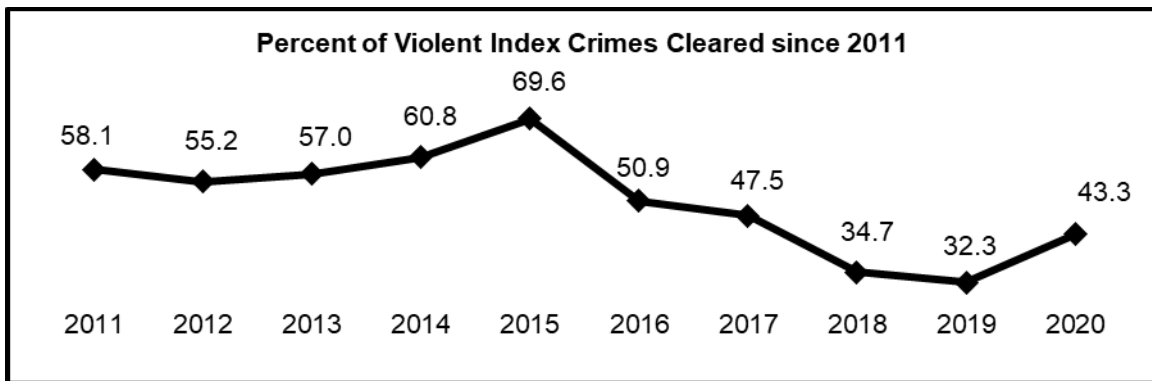
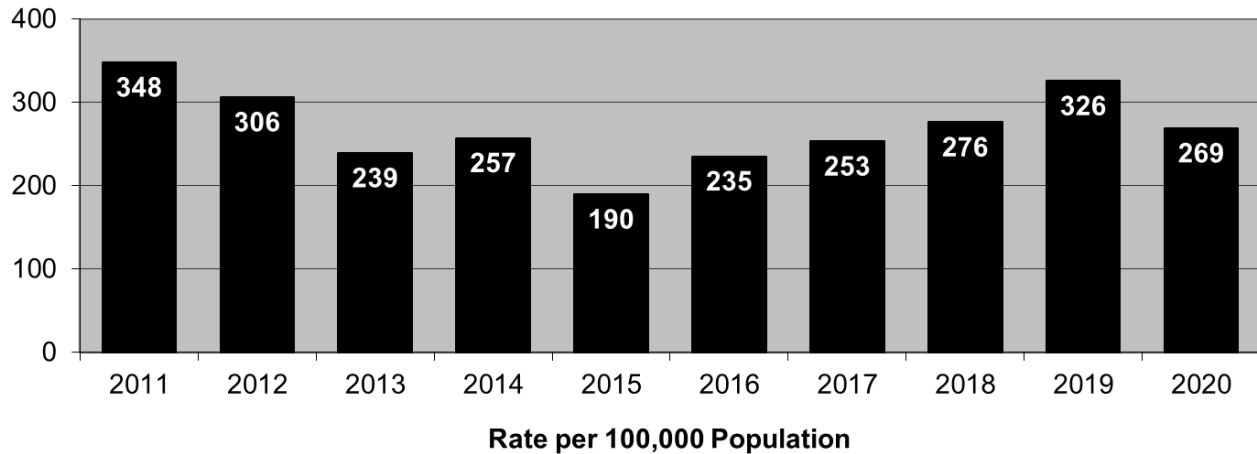
- The Index Crime rate decreased 58.0%.

In 2020, of the 1,277 Index Crimes reported:

- Property crimes accounted for 84.8% (1,083).
- Violent crimes accounted for 15.2% (194).

Kauai County's total Index Crime rate in 2020 was at its lowest level on record since the start of statewide data collection in 1975.

Violent Crime Rate, Kauai County, 2011-2020



Violent Crimes - Murder, rape, robbery, and aggravated assault. Human trafficking - commercial sex acts and human trafficking - involuntary servitude are also violent crimes; however, due to a different method of counting, they are not included in the totals of violent crimes, Index Crimes, and total Index & Part II Offenses.

From 2019 to 2020:

- The rate of reported violent crimes decreased 17.4%.

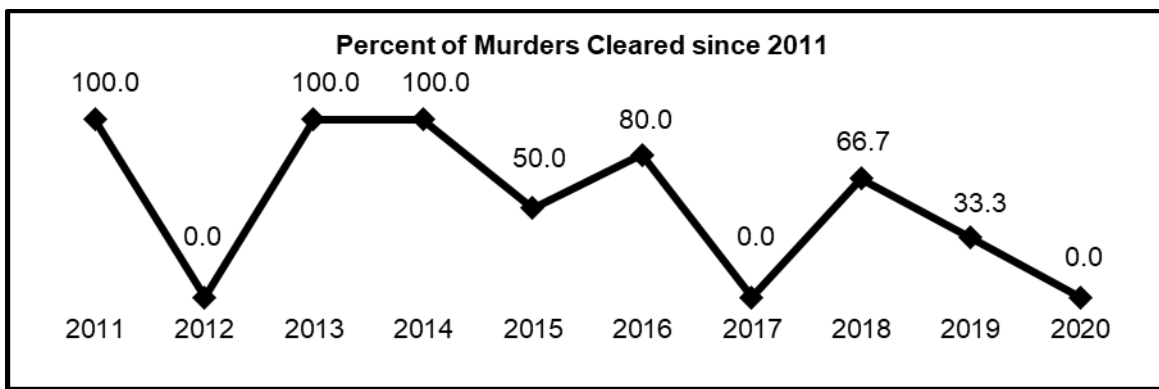
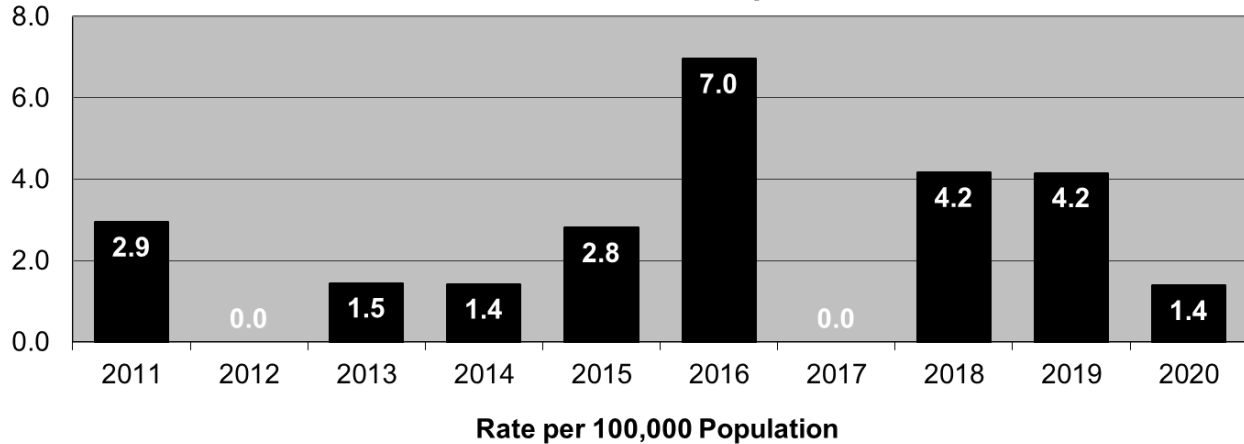
Comparing 2020 to 2011:

- The violent crime rate decreased 22.7%.

In 2020, of the 194 violent crimes reported:

- Aggravated assault accounted for 63.9% (124).
- Rape accounted for 30.4% (59).
- Robbery accounted for 5.2% (10).
- Murder accounted for 0.5% (1).

Murder Rate, Kauai County, 2011-2020



Murder - The willful killing of one human being by another.

From 2019 to 2020:

- The rate of reported murder decreased 66.6%, with 3 murders reported in 2019, versus 1 reported in 2020.

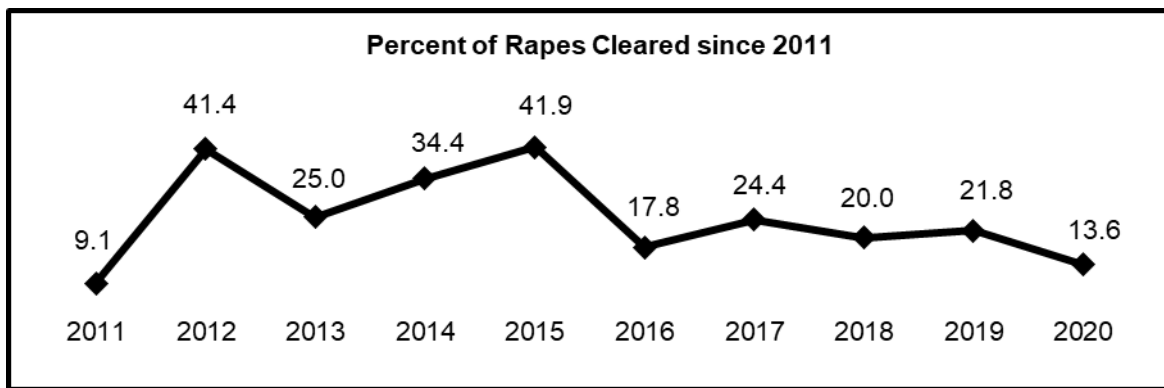
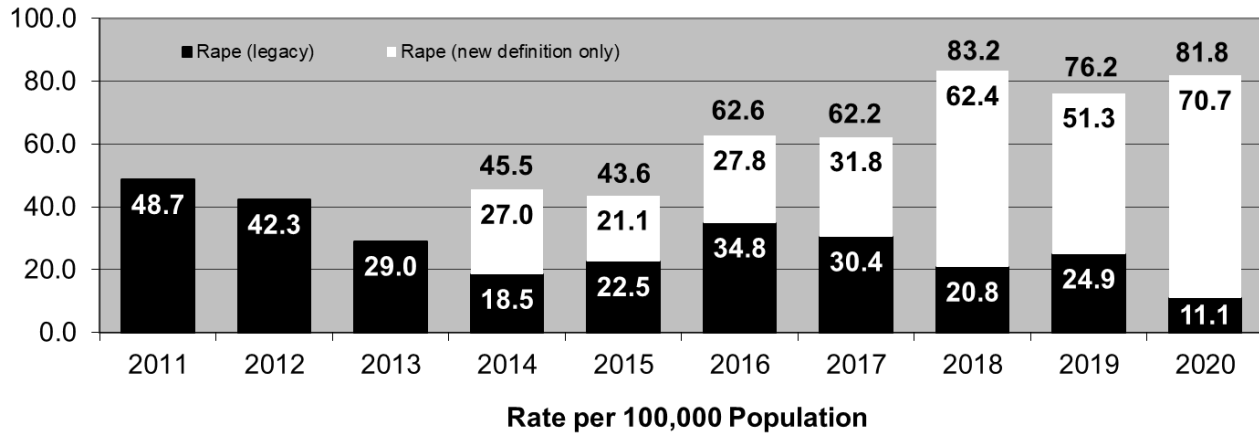
Comparing 2020 to 2011:

- The murder rate decreased 53.0%, with 2 murders reported in 2011 and 1 murder reported in 2020.

In 2020, of the 1 reported murder:

- A firearm was involved in 100.0% (1).

Rape Rate, Kauai County, 2011-2020



Rape (legacy)* - The carnal knowledge of a female forcibly and against her will. Assaults or attempts to commit rape by force or threat of force are included.

Rape (revised)* - Penetration, no matter how slight, of the vagina or anus with any body part or object, or oral penetration by a sex organ of another person, without the consent of the victim.

From 2019 to 2020:

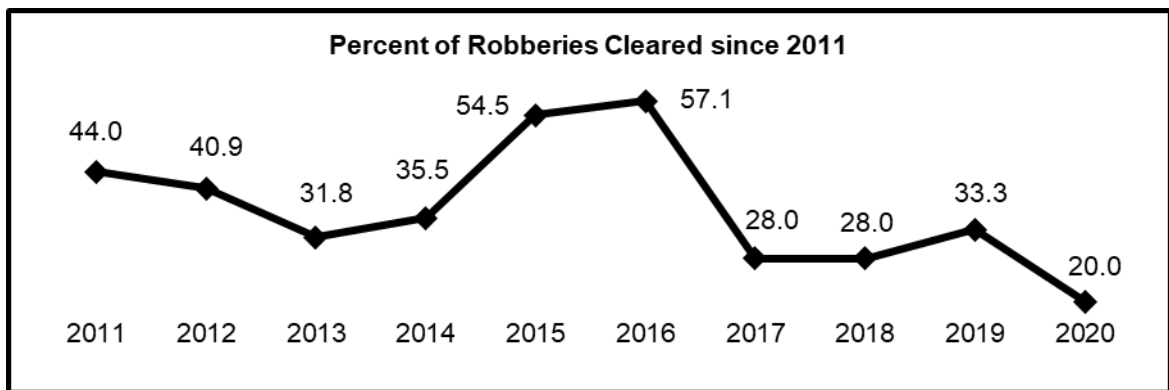
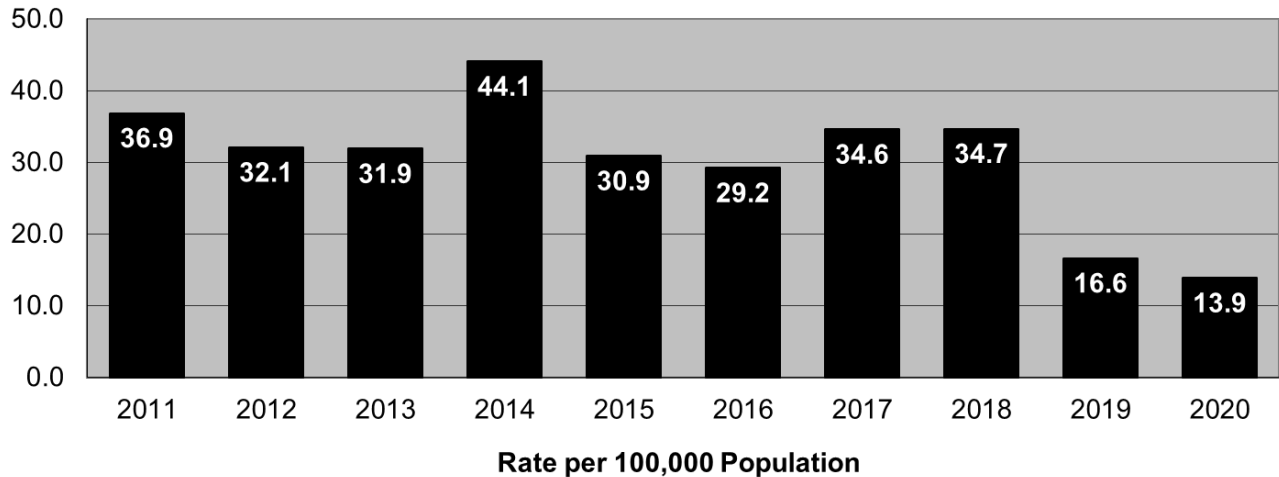
- The rate of reported rapes increased by 7.3%.

Comparing 2020 to 2011:

- The rape rate, based on the legacy definition, decreased 77.2%.

**Note: On January 1, 2014, the State of Hawaii began collecting rape data under the FBI's revised definition. The State of Hawaii will continue to also collect rape data under the old, or legacy, definition so that comparative trends can be established. See pages 2-3 for more information.*

Robbery Rate, Kauai County, 2011-2020



Robbery - The taking or attempting to take anything of value from the care, custody, or control of a person or persons by force or threat of force or violence and/or by putting the victim in fear.

From 2019 to 2020:

- The rate of reported robberies decreased 16.6%.

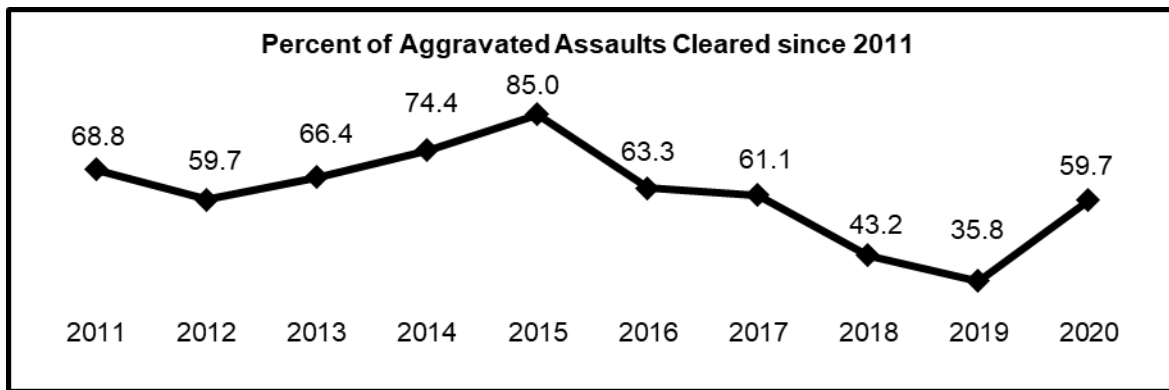
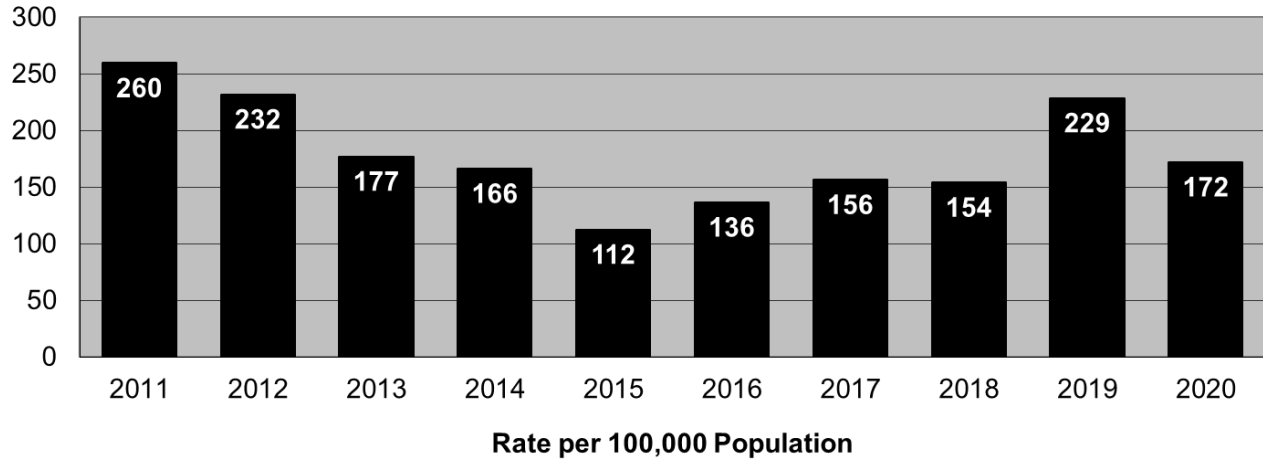
Comparing 2020 to 2011:

- The robbery rate decreased 62.4%.

In 2020, of the 10 robberies reported:

- Strongarm weapons (hands, fists, feet, etc.) were involved in 70.0% (7).
- Other dangerous instruments were involved in 20.0% (2).
- Knives or cutting instruments were involved in 10.0% (1).

Aggravated Assault Rate, Kauai County, 2011-2020



Aggravated Assault - The unlawful attack or attempted attack by one person upon another for the purpose of inflicting severe or aggravated bodily injury. This type of assault is usually accompanied by the use of a weapon or by means likely to produce death or great bodily harm.

From 2019 to 2020:

- The rate of reported aggravated assaults decreased 24.8%.

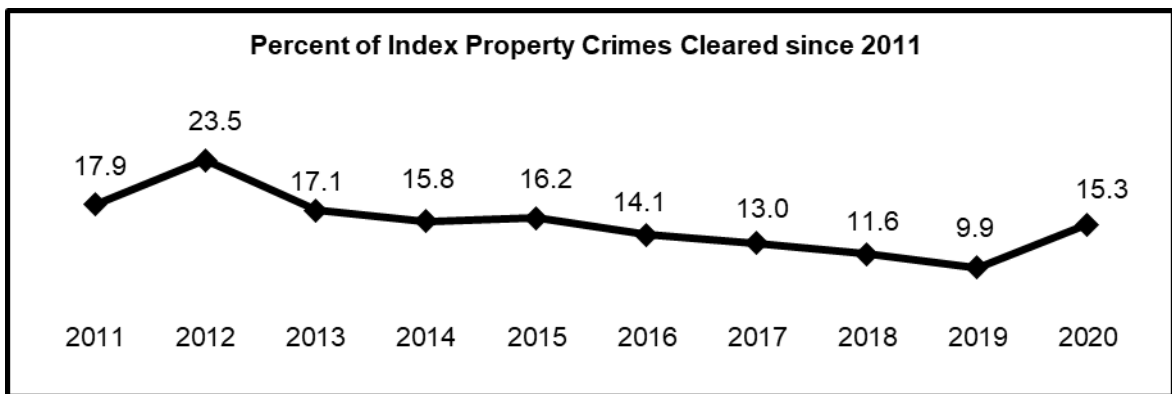
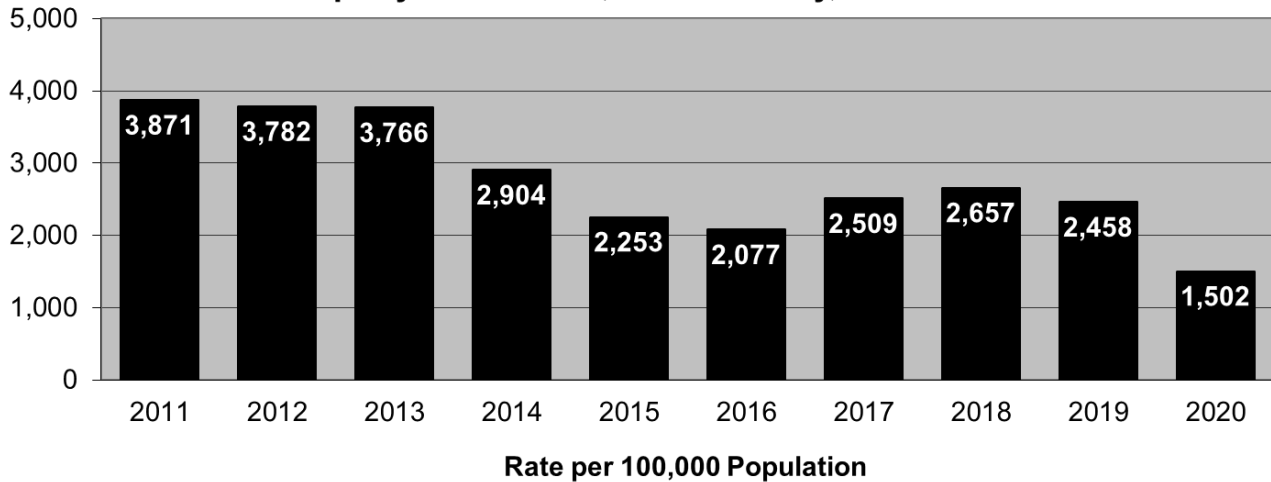
Comparing 2020 to 2011:

- The aggravated assault rate decreased 33.8%.

In 2020, of the 124 aggravated assaults reported:

- Strongarm weapons (hands, fists, feet, etc.) were used in 41.9% (52).
- Other dangerous instruments were involved in 27.4% (34).
- Knives or cutting instruments were involved in 24.2% (30).
- Firearms were involved in 6.5% (8).

Property Crime Rate, Kauai County, 2011-2020



Property Crimes - Burglary, larceny-theft, and motor vehicle theft. Arson is also a property crime; however, due to a different method of counting, it is not included in the totals of property crimes, Index Crimes, and total Index & Part II Offenses.

From 2019 to 2020:

- The rate of reported property crimes decreased 38.9%.

Comparing 2020 to 2011:

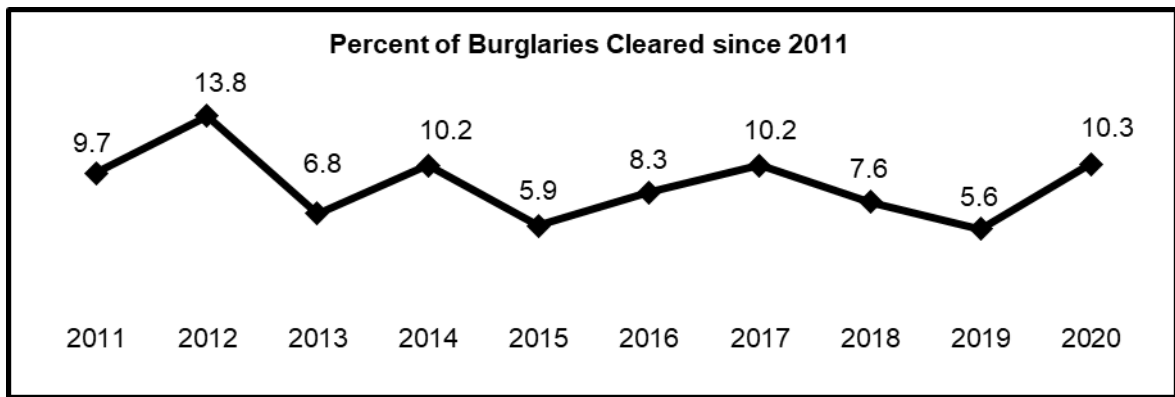
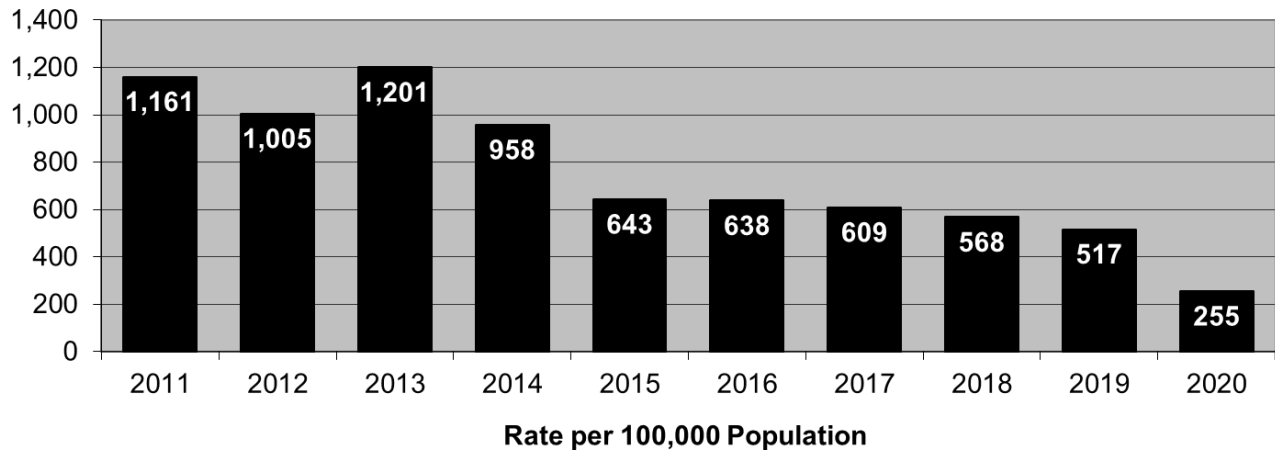
- The property crime rate decreased 61.2%.

In 2020, of the 1,083 property crimes reported:

- Larceny-theft accounted for 74.4% (806).
- Burglary accounted for 17.0% (184).
- Motor vehicle theft accounted for 8.6% (93).

Kauai County's property crime rate in 2020 was at its lowest level on record since the start of statewide data collection in 1975.

Burglary Rate, Kauai County, 2011-2020



Burglary - The unlawful entry of a structure to commit a felony or a theft. Attempted burglary is included.

From 2019 to 2020:

- The rate of reported burglaries decreased 50.6%.

Comparing 2020 to 2011:

- The burglary rate decreased 78.0%.

In 2020, of the 184 burglaries and attempted burglaries reported:

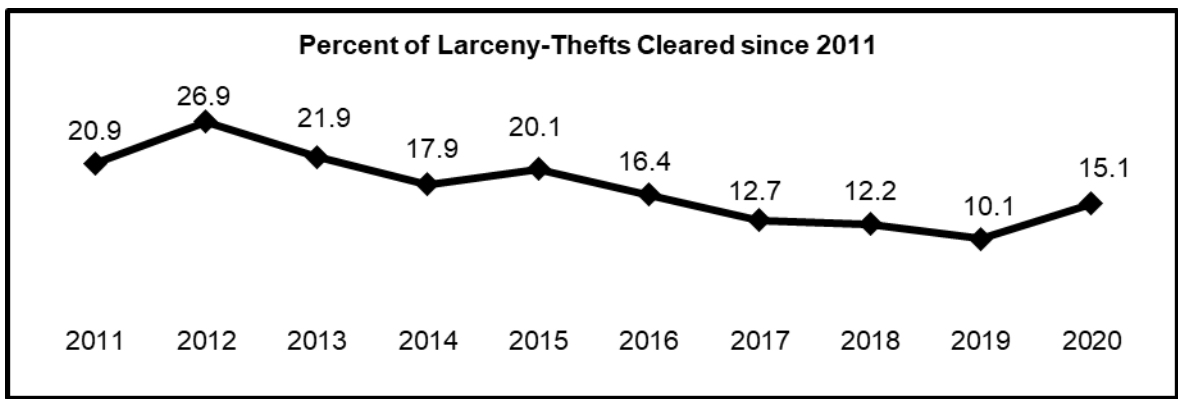
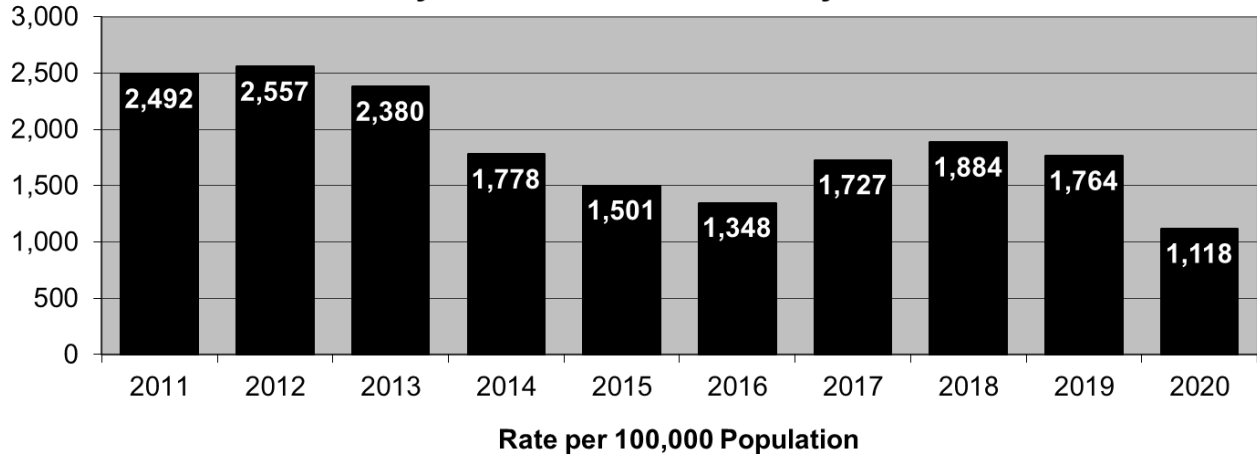
- Burglary accounted for 94.6% (174).
- Attempted burglary accounted for 5.4% (10).

In 2020, of the 174 burglaries that were reported:

- Structures entered by force accounted for 51.7% (90).
- Structures entered without force accounted for 48.3% (84).

Kauai County's burglary rate in 2020 was at its lowest level on record since the start of statewide data collection in 1975.

Larceny-Theft Rate, Kauai County, 2011-2020



Larceny-theft - The unlawful taking, carrying, leading, or riding away of property from the possession or constructive possession of another.

From 2019 to 2020:

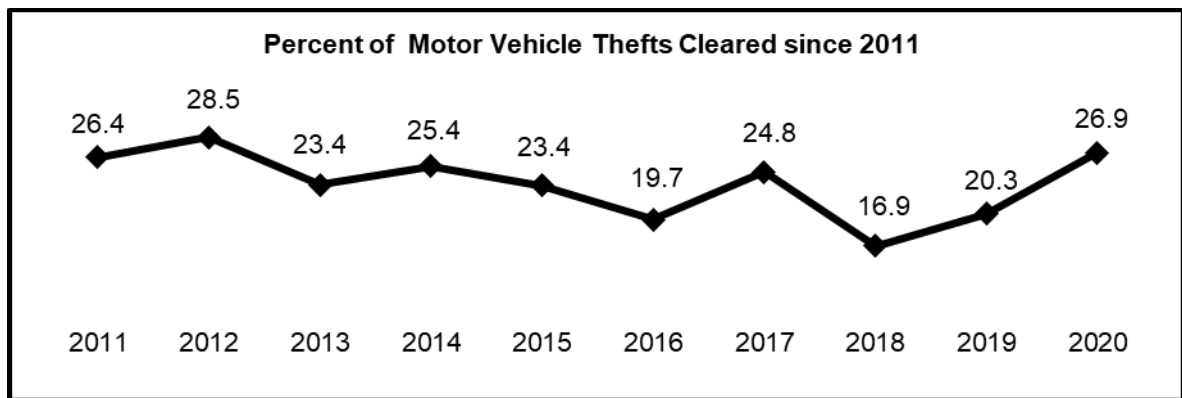
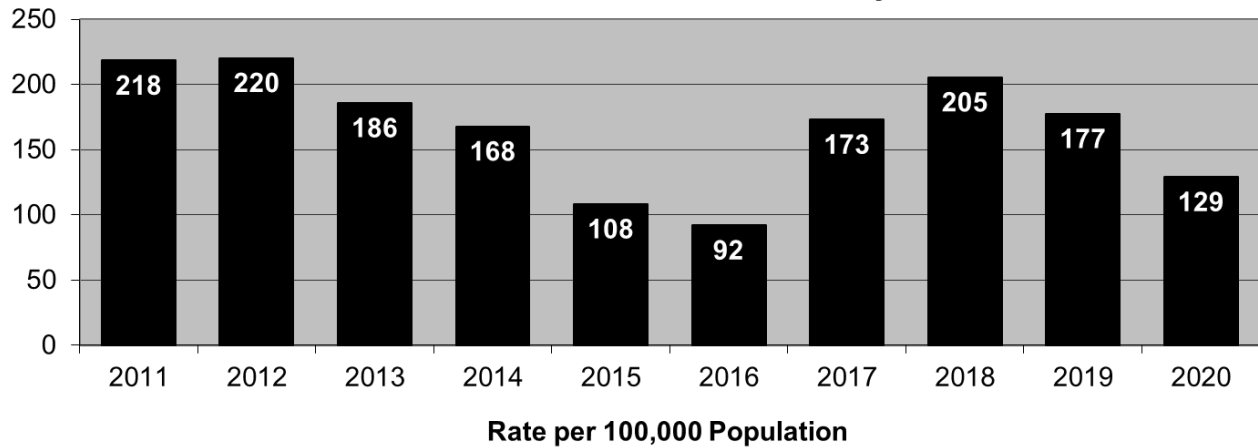
- The rate of reported larceny-thefts decreased 36.6%.

Comparing 2020 to 2011:

- The larceny-theft rate decreased 55.2%.

Kauai County’s larceny-theft rate in 2020 was at its lowest level on record since the start of statewide data collection in 1975.

Motor Vehicle Theft Rate, Kauai County, 2011-2020



Motor Vehicle Theft - The theft or attempted theft of a motor vehicle.

From 2019 to 2020:

- The rate of reported motor vehicle thefts decreased 27.3%.

Comparing 2020 to 2011:

- The motor vehicle theft rate decreased 40.9%.

In 2020, of the 93 motor vehicle thefts reported:

- Autos accounted for 86.0% (80).
- Trucks and buses accounted for 8.6% (8). Included in this category are pickup trucks and vans.
- Other vehicles accounted for 5.4% (5). Included in this category are motorcycles, mopeds, and golf carts.

Value of Property Stolen by Type of Offense

Kauai County, 2020

OFFENSE	# OF OFFENSES	PROPERTY VALUE	% OF TOTAL
MURDER	1	\$ -	0.0
RAPE	59	\$ -	0.0
ROBBERY TOTAL	10	\$ 12,564	0.7
Highway	1	\$ -	0.0
Commercial House	0	\$ -	0.0
Service Station	1	\$ 500	0.0
Convenience Store	1	\$ 2	0.0
Residence	3	\$ 1,702	0.1
Bank	0	\$ -	0.0
Miscellaneous	4	\$ 10,360	0.6
BURGLATY TOTAL	184	\$ 245,169	14.5
Residence - Night	23	\$ 6,381	0.4
Residence - Day	44	\$ 21,233	1.3
Residence - Unknown	32	\$ 107,311	6.3
Non-Residence - Night	16	\$ 24,497	1.4
Non-Residence - Day	21	\$ 22,926	1.4
Non-Residence - Unknown	48	\$ 62,821	3.7
LATCENY-THEFT TOTAL	806	\$ 940,141	55.5
Pocket Picking	0	\$ -	0.0
Purse Snatching	0	\$ -	0.0
Shoplifting	179	\$ 22,197	1.3
From Motor Vehicles	140	\$ 126,338	7.5
Motor Vehicle PATts	46	\$ 18,435	1.1
Bicycles	40	\$ 18,777	1.1
From Buildings	25	\$ 63,933	3.8
Coin Machines	1	\$ 3	0.0
All Others	375	\$ 690,458	40.7
MOTOR VEHICLE THEFT	93	\$ 497,536	29.3
GRAND TOTAL	1,153	\$ 1,695,410	100%

Note: Due to rounding, individual percentages may not resolve with subtotals and total.

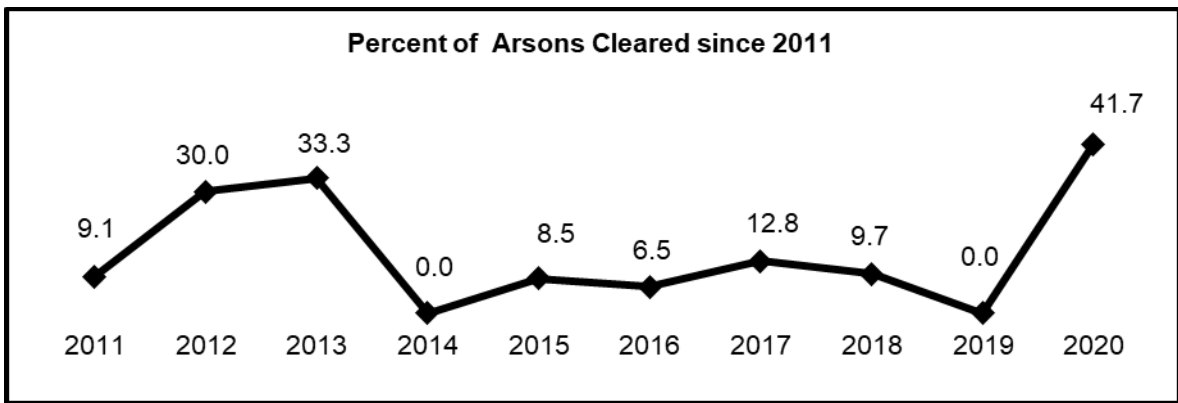
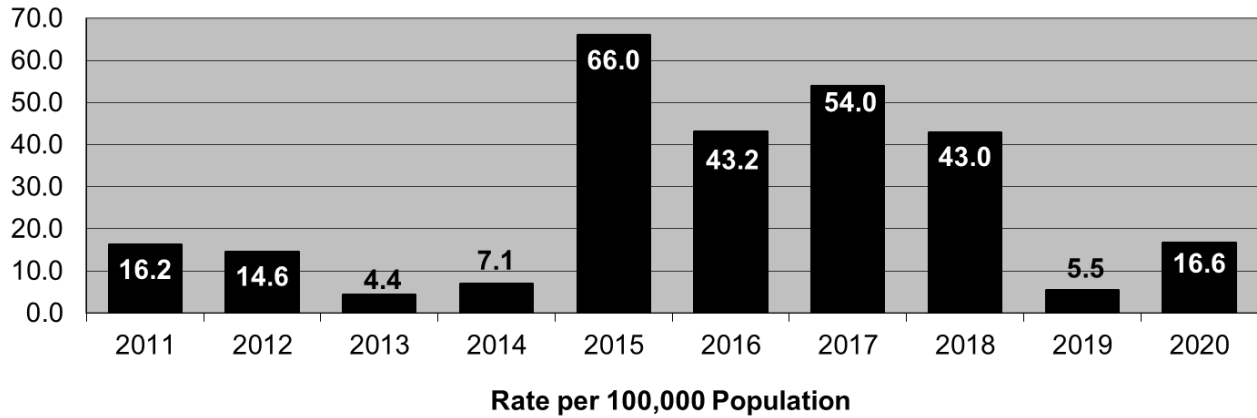
Value of Property Stolen & Recovered
Kauai County, 2020

Property Type	Amount Stolen	Amount Recovered	% Recovered
Money - Notes	\$224,686	\$2,990	1.3
Jewels	\$142,230	\$16,512	11.6
Clothing - Furs	\$15,575	\$1,610	10.3
Motor Vehicles	\$478,749	\$335,219	70.0
Office Equipment	\$16	\$0	0.0
Televisions - Radios	\$8,410	\$860	10.2
Firearms	\$4,299	\$200	4.7
Household Goods	\$5,512	\$1,126	20.4
Consumable Goods	\$8,841	\$4,963	56.1
Livestock	\$0	\$0	0.0
Miscellaneous	\$807,092	\$275,574	34.1
TOTAL	\$1,695,410	\$639,054	37.7%

Total Value of Property Stolen in Larceny-Thefts, by Value Lost per Offense
Kauai County, 2020

Value Lost per Offense	# of Offenses	Total Property Value	% of Lost Value
\$200 or Over	339	\$915,096	97.3
\$50 to \$200	202	\$21,322	2.3
Under \$50	265	\$3,723	0.4
TOTAL	806	\$940,141	

Arson Rate, Kauai County, 2011-2020



Arson - Any willful or malicious burning or attempt to burn, with or without intent to defraud, a dwelling, house, public building, motor vehicle or aircraft, personal property of another, etc.

From 2019 to 2020:

- The rate of reported arsons increased 200.2%.

Comparing 2020 to 2011:

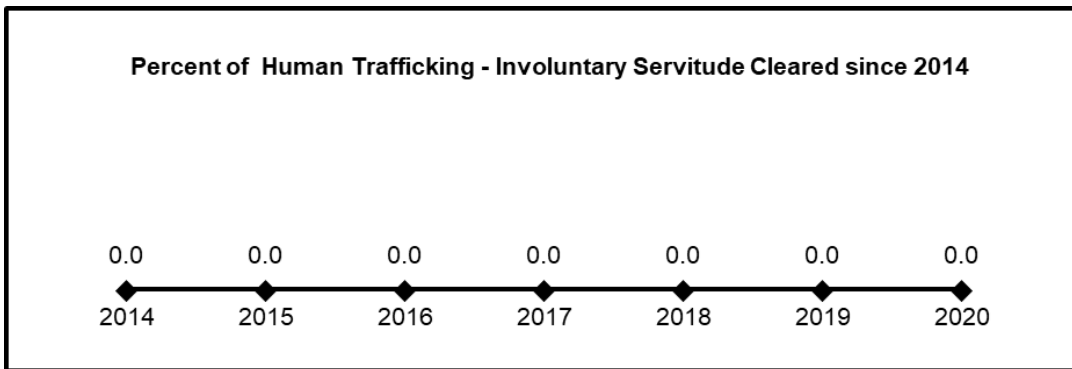
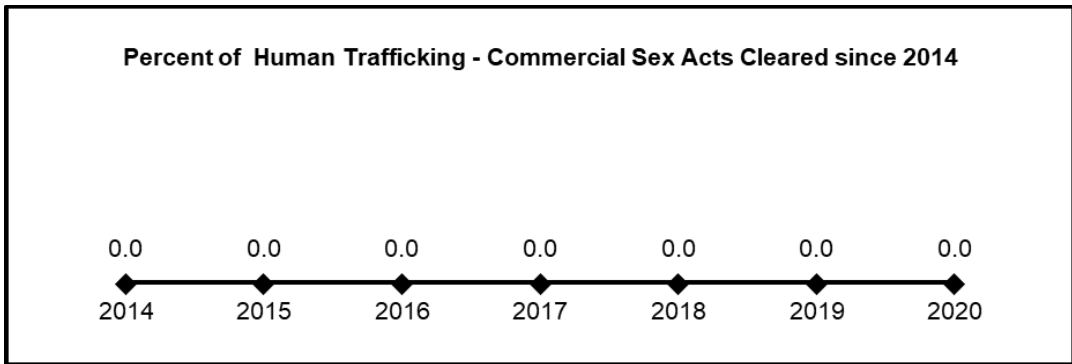
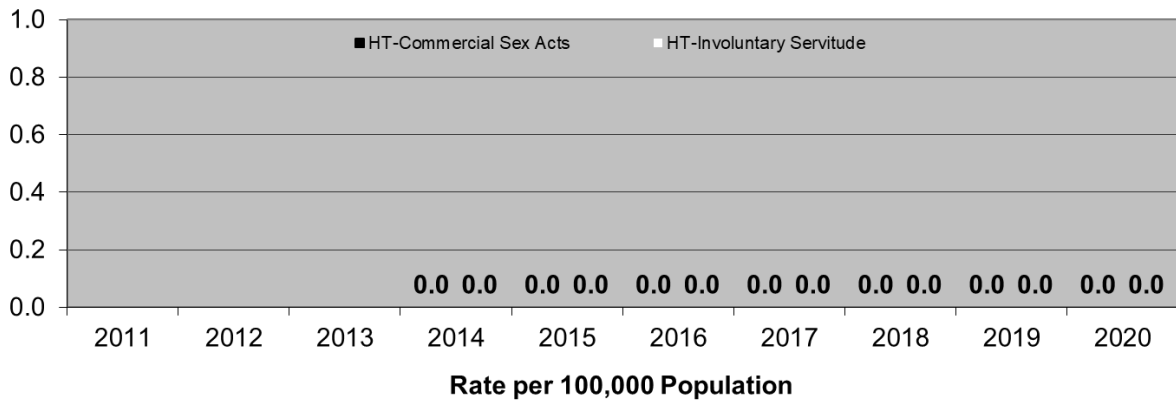
- The arson rate increased 2.6%.

**Value of Property Destroyed by Arson
Kauai County, 2020**

Property Type	# of Offenses (% of Total)	Property Value (% of Total)
Structure Total	2 (16.7)	\$326,000 (96.9)
Single Occupancy Residential	2 (16.7)	\$326,000 (96.9)
Other Residential	0 (0.0)	\$0 (0.0)
Storage	0 (0.0)	\$0 (0.0)
Industrial / Manufacturing	0 (0.0)	\$0 (0.0)
Other Commercial	0 (0.0)	\$0 (0.0)
Community / Public	0 (0.0)	\$0 (0.0)
All Other Structures	0 (0.0)	\$0 (0.0)
Mobile Total	3 (25.0)	\$10,050 (3.0)
Motor Vehicles	3 (25.0)	\$10,050 (3.0)
Other Mobile Property	0 (0.0)	\$0 (0.0)
Other	7 (58.3)	\$230 (0.1)
TOTAL	12	\$336,280

Note: Due to rounding, individual percentages may not resolve with subtotals and total.

Human Trafficking Rate, Kauai County, 2014-2020



Commercial Sex Acts* - Inducing a person by force, fraud, or coercion to participate in commercial sex acts, or in which the person induced to perform such act(s) has not attained 18 years of age.

Involuntary Servitude* - The obtaining of a person(s) through recruitment, harboring, transportation, or provision, and subjecting such person(s) by force, fraud, or coercion into involuntary servitude, peonage, debt bondage, or slavery (not to include commercial sex acts).

From 2019 to 2020:

- No human trafficking offenses were reported for Kauai County for 2019 or 2020.

**Note: On January 1, 2014, the State of Hawaii began collecting data for human trafficking—commercial sex acts, and human trafficking—involuntary servitude. See page 3 for more information.*

ARREST STATISTICS

Arrest data, including the age, sex, and race/ethnicity of the arrestees, are reported by county law enforcement agencies for all violations except most traffic offenses¹. The UCR Program requires that an arrest be counted on each separate occasion a person is taken into custody, notified, or cited. As such, arrest figures do not measure the number of individual people arrested, since one person may be arrested several times during the year, for the same or different types of offenses.

Only the most serious offense is recorded for each arrest. The offenses are divided into two categories: Index Offenses, including murder, rape, robbery, aggravated assault, burglary, larceny-theft, motor vehicle theft, arson, and the two human trafficking offenses: commercial sex acts and involuntary servitude; and Part II Offenses, comprised of all other offenses, including manslaughter by negligence². Definitions of Index Offenses and Part II Offenses are included in Appendices A and B, respectively.

In 2013, the FBI separated its “Asian or Pacific Islander” race category into two distinct groups: “Asian” and “Native Hawaiian or Other Pacific Islander”. Categories typically employed by the FBI and elsewhere in the nation are restrictive to the following: White, Black, American Indian or Alaskan Native, Asian, and Native Hawaiian or Other Pacific Islander. In this report, race and ethnicity data are presented using additional categories relevant to Hawaii: White, Black, American Indian or Alaskan Native (“Indian” in the tables), Chinese, Japanese, Filipino, Korean, Other Asian, Hawaiian, Samoan, and Other Pacific Islander.

The status offenses of truancy and ungovernability are included in the Part II arrest category of “All Other Offenses” for juveniles. The role that these status offenses play in any examination of juvenile arrest trends should be seriously considered. For example, in 2007, there were 5,214 arrests statewide for the specified status offenses, accounting for 46.4% of juvenile arrests for Part II Offenses, and 38.8% of all juvenile arrests. Thus, status offense arrests weigh heavily into the calculation of juvenile arrest totals and trends, and any adult-to-juvenile comparison based on traditional Part II totals will be biased in favor of adults.

¹ Contrary to the UCR rule in which reported offenses of negligent manslaughter are tallied for non-traffic cases only, arrest totals for this offense include both traffic and non-traffic cases.

² The division of crime categories is sometimes still made between Part I, an older term that encompassed Index Offenses plus manslaughter by negligence, and Part II, which includes all other offenses. The sections herein on reported offenses (pages 5-99) and arrests (pages 101-171) include manslaughter by negligence with the Part II Offenses for two reasons: 1) the current emphasis of the UCR Program, and this report, is on Index Offenses (which exclude manslaughter by negligence) rather than Part I Offenses; and 2) the FBI’s national report, *Crime in the United States*, groups arrest data by Index Offenses and all other offenses — arrests for manslaughter by negligence are excluded.

Two types of human trafficking offenses, commercial sex acts and involuntary servitude, were added to this report in 2014. The arrest counts for these categories are reported with the violent crime sections throughout this report. Prostitution, a Part II offense, was broken down into three categories: prostitution, assisting or promoting prostitution, and purchasing prostitution. In line with the FBI's *Crime in the U.S.* report, arrests for these three categories are combined and reported as "Prostitution."

AN IMPORTANT NOTE ABOUT ARREST DATA FOR RAPE

The State of Hawaii began collecting data per the FBI's revised definition of rape in 2014 (see page 3 for more information). A distinction between rape cases collected under the revised and the legacy definition is only noted for data on reported offenses. The rape category for arrest data accounts for all rape arrests regardless of which definition is applied.

NATIONAL INCIDENT-BASED REPORTING SYSTEM

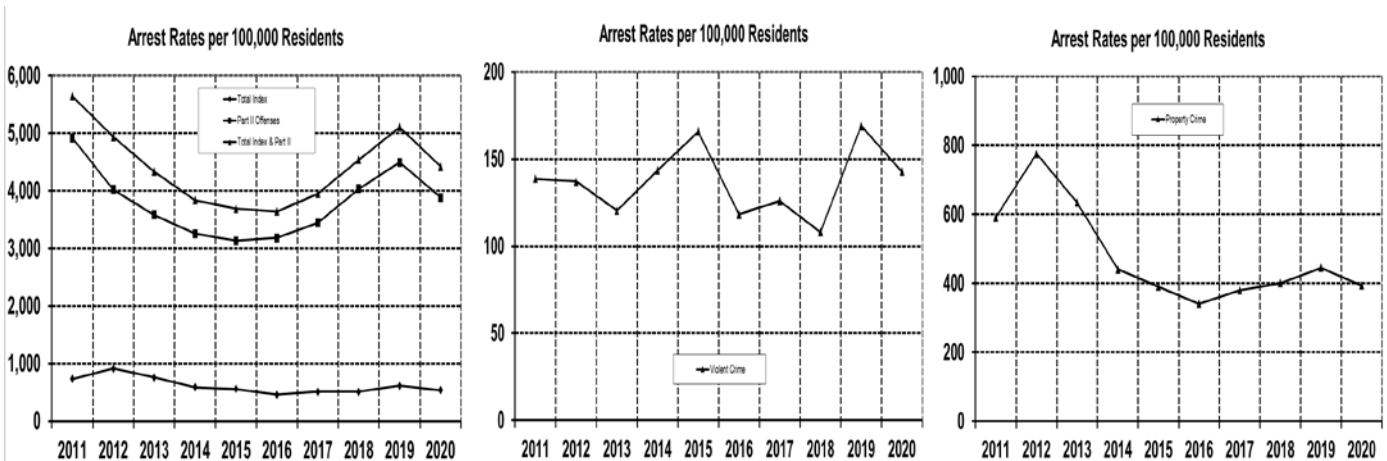
Although the "unknown" race category is an acceptable entry in NIBRS, the FBI's *Crime in the US* report does not convert this category for summary-based data. For Hawaii's UCR Program, the "unknown" race code has been added as an acceptable field for NIBRS-certified agencies only.

Total Arrests Kauai County, 2011-2020

	2011	2012	2013	2014	2015	2016	2017	2018	2019	2020
Total Index Arrests	495	626	521	411	396	330	376	367	443	387
Violent Crime Index	94	94	83	101	118	85	101	78	122	103
Murder	1	0	1	1	1	3	0	2	2	0
Rape*	3	8	2	4	6	7	8	17	14	15
Robbery	13	10	9	11	15	7	9	4	7	6
Aggravated Assault	77	76	71	85	96	68	84	55	99	82
Human Trafficking - Commercial Sex Acts				0	0	0	0	0	0	0
Human Trafficking - Involuntary Servitude				0	0	0	0	0	0	0
Property Crime Index	401	532	438	310	278	245	275	289	321	284
Burglary	64	67	57	44	29	43	59	47	50	37
Larceny-Theft	304	437	346	235	228	180	175	201	225	199
Motor Vehicle Theft	32	25	34	31	17	18	35	37	46	42
Arson	1	3	1	0	4	4	6	4	0	6

*The FBI's revised definition for this offense was implemented in 2014; see page 3 for more information.

	2011	2012	2013	2014	2015	2016	2017	2018	2019	2020
Part II Offenses	3,333	2,760	2,468	2,290	2,231	2,285	2,488	2,906	3,243	2,800
Total Index & Part II	3,828	3,386	2,989	2,701	2,627	2,615	2,864	3,273	3,686	3,187



Adult Arrests for Index Offenses, Kauai County, 2011-2020

	2011	2012	2013	2014	2015	2016	2017	2018	2019	2020
Total Index	354	484	431	332	323	273	297	313	407	371
Total Violent	83	82	69	86	91	80	83	76	112	96
Violent Crime										
Murder	1	0	1	1	1	3	0	2	2	0
Rape*	3	6	1	4	5	6	7	16	11	12
Robbery	13	10	9	10	13	7	9	4	7	6
Aggravated Assault	66	66	58	71	72	64	67	54	92	78
Human Trafficking - Commercial Sex Acts				0	0	0	0	0	0	0
Human Trafficking - Involuntary Servitude				0	0	0	0	0	0	0
Total Property	271	402	362	246	232	193	214	237	295	275
Property Crime										
Burglary	51	64	49	40	26	41	43	37	48	37
Larceny-Theft	200	318	279	180	187	141	142	166	208	193
Motor Vehicle Theft	19	18	33	26	16	9	26	30	39	39
Arson	1	2	1	0	3	2	3	4	0	6

Juvenile Arrests for Index Offenses, Kauai County, 2011-2020

	2011	2012	2013	2014	2015	2016	2017	2018	2019	2020
Total Index	141	142	90	79	73	57	69	54	36	16
Total Violent	11	12	14	15	27	5	8	2	10	7
Violent Crime										
Murder	0	0	0	0	0	0	0	0	0	0
Rape*	0	2	1	0	1	1	1	1	3	3
Robbery	0	0	0	1	2	0	0	0	0	0
Aggravated Assault	11	10	13	14	24	4	7	1	7	4
Human Trafficking - Commercial Sex Acts				0	0	0	0	0	0	0
Human Trafficking - Involuntary Servitude				0	0	0	0	0	0	0
Total Property	130	130	76	64	46	52	61	52	26	9
Property Crime										
Burglary	13	3	8	4	3	2	16	10	2	0
Larceny-Theft	104	119	67	55	41	39	33	35	17	6
Motor Vehicle Theft	13	7	1	5	1	9	9	7	7	3
Arson	0	1	0	0	1	2	3	0	0	0

*The FBI's revised definition for this offense was implemented in 2014; see page 3 for more information.

Age and Sex of Adults Arrested for Index Offenses

Kauai County, 2020

Offense	Sex	18-24	25-29	30-34	35-39	40-44	45-49	50-54	55+	Total	Row %
Murder	M	0	0	0	0	0	0	0	0	0	0.0%
	F	0	0	0	0	0	0	0	0	0	0.0%
Rape	M	5	2	1	0	0	1	0	2	11	91.7%
	F	0	1	0	0	0	0	0	0	1	8.3%
Robbery	M	0	1	1	1	2	0	1	0	6	100.0%
	F	0	0	0	0	0	0	0	0	0	0.0%
Aggravated Assault	M	4	12	6	10	4	7	6	8	57	73.1%
	F	5	3	5	4	2	0	0	2	21	26.9%
Human Trafficking - Commercial Sex Acts	M	0	0	0	0	0	0	0	0	0	0.0%
	F	0	0	0	0	0	0	0	0	0	0.0%
Human Trafficking - Involuntary Servitude	M	0	0	0	0	0	0	0	0	0	0.0%
	F	0	0	0	0	0	0	0	0	0	0.0%
Burglary	M	5	9	5	5	2	4	1	1	32	86.5%
	F	0	1	1	1	0	1	0	1	5	13.5%
Larceny-Theft	M	27	16	13	31	11	6	8	11	123	63.7%
	F	6	10	16	15	6	3	7	7	70	36.3%
Motor Vehicle Theft	M	6	6	2	5	5	2	0	1	27	69.2%
	F	5	3	0	2	1	1	0	0	12	30.8%
Arson	M	0	0	0	1	3	0	0	0	4	66.7%
	F	0	0	2	0	0	0	0	0	2	33.3%
Total	M	47	46	28	53	27	20	16	23	260	70.1%
	F	16	18	24	22	9	5	7	10	111	29.9%
Column Percent	M	74.6%	71.9%	53.8%	70.7%	75.0%	80.0%	69.6%	69.7%	70.1%	
	F	25.4%	28.1%	46.2%	29.3%	25.0%	20.0%	30.4%	30.3%	29.9%	

Race/Ethnicity of Adults Arrested for Index Offenses
Kauai County, 2020

Offense / Row %	White	Black	Indian	Chinese	Japanese	Filipino	Korean	Other Asian	Hawaiian	Samoan	Other Pacific Islander	Total
Murder	0 0.0%	0 0.0%	0 0.0%	0 0.0%	0 0.0%	0 0.0%	0 0.0%	0 0.0%	0 0.0%	0 0.0%	0 0.0%	0 0.0%
Rape	7 58.3%	0 0.0%	0 0.0%	0 0.0%	1 8.3%	2 16.7%	0 0.0%	0 0.0%	0 0.0%	0 0.0%	2 16.7%	12 100.0%
Robbery	3 50.0%	0 0.0%	0 0.0%	0 0.0%	0 0.0%	1 16.7%	0 0.0%	0 0.0%	0 0.0%	2 33.3%	0 0.0%	6 100.0%
Aggravated Assault	27 34.6%	1 1.3%	0 0.0%	2 2.6%	0 0.0%	9 11.5%	0 0.0%	0 0.0%	22 28.2%	0 0.0%	17 21.8%	78 100.0%
Human Trafficking - Commercial Sex Acts	0 0.0%	0 0.0%	0 0.0%	0 0.0%	0 0.0%	0 0.0%	0 0.0%	0 0.0%	0 0.0%	0 0.0%	0 0.0%	0 0.0%
Human Trafficking - Involuntary Servitude	0 0.0%	0 0.0%	0 0.0%	0 0.0%	0 0.0%	0 0.0%	0 0.0%	0 0.0%	0 0.0%	0 0.0%	0 0.0%	0 0.0%
Burglary	18 48.6%	1 2.7%	0 0.0%	0 0.0%	2 5.4%	6 16.2%	0 0.0%	3 8.1%	3 8.1%	0 0.0%	4 10.8%	37 100.0%
Larceny-Theft	109 56.5%	2 1.0%	0 0.0%	0 0.0%	6 3.1%	17 8.8%	0 0.0%	11 5.7%	36 18.7%	1 0.5%	11 5.7%	193 100.0%
Motor Vehicle Theft	15 38.5%	0 0.0%	0 0.0%	0 0.0%	5 12.8%	6 15.4%	0 0.0%	0 0.0%	12 30.8%	0 0.0%	1 2.6%	39 100.0%
Arson	1 16.7%	1 16.7%	0 0.0%	0 0.0%	0 0.0%	0 0.0%	0 0.0%	0 0.0%	3 50.0%	0 0.0%	1 16.7%	6 100.0%
Total	180	5	0	2	14	41	0	14	76	3	36	371
Column Percent	48.5%	1.3%	0.0%	0.5%	3.8%	11.1%	0.0%	3.8%	20.5%	0.8%	9.7%	100.0%

Age and Sex of Juveniles Arrested for Index Offenses

Kauai County, 2020

Offense	Sex	0-9	10-12	13-14	15	16	17	Total	Row %
Murder	M	0	0	0	0	0	0	0	0.0%
	F	0	0	0	0	0	0	0	0.0%
Rape	M	0	0	1	1	1	0	3	100.0%
	F	0	0	0	0	0	0	0	0.0%
Robbery	M	0	0	0	0	0	0	0	0.0%
	F	0	0	0	0	0	0	0	0.0%
Aggravated Assault	M	0	0	0	0	0	1	1	25.0%
	F	0	3	0	0	0	0	3	75.0%
Human Trafficking - Commerical Sex Acts	M	0	0	0	0	0	0	0	0.0%
	F	0	0	0	0	0	0	0	0.0%
Human Trafficking - Involuntary Servitude	M	0	0	0	0	0	0	0	0.0%
	F	0	0	0	0	0	0	0	0.0%
Burglary	M	0	0	0	0	0	0	0	0.0%
	F	0	0	0	0	0	0	0	0.0%
Larceny-Theft	M	1	0	1	1	0	0	3	50.0%
	F	0	0	0	2	0	1	3	50.0%
Motor Vehicle Theft	M	0	0	0	1	1	0	2	66.7%
	F	0	0	0	0	1	0	1	33.3%
Arson	M	0	0	0	0	0	0	0	0.0%
	F	0	0	0	0	0	0	0	0.0%
Total	M	1	0	2	3	2	1	9	56.3%
	F	0	3	0	2	1	1	7	43.8%
Column Percent	M	100.0%	0.0%	100.0%	60.0%	66.7%	50.0%	56.3%	
	F	0.0%	100.0%	0.0%	40.0%	33.3%	50.0%	43.8%	

Race/Ethnicity of Juveniles Arrested for Index Offenses
Kauai County, 2020

Offense / Row %	White	Black	Indian	Chinese	Japanese	Filipino	Korean	Other Asian	Hawaiian	Samoan	Other Pacific Islander	Total
Murder	0 0.0%	0 0.0%	0 0.0%	0 0.0%	0 0.0%	0 0.0%	0 0.0%	0 0.0%	0 0.0%	0 0.0%	0 0.0%	0 0.0%
Rape	1 33.3%	0 0.0%	0 0.0%	0 0.0%	0 0.0%	0 0.0%	0 0.0%	0 0.0%	1 33.3%	0 0.0%	1 33.3%	3 100.0%
Robbery	0 0.0%	0 0.0%	0 0.0%	0 0.0%	0 0.0%	0 0.0%	0 0.0%	0 0.0%	0 0.0%	0 0.0%	0 0.0%	0 0.0%
Aggravated Assault	0 0.0%	0 0.0%	0 0.0%	0 0.0%	0 0.0%	0 0.0%	0 0.0%	0 0.0%	4 100.0%	0 0.0%	0 0.0%	4 100.0%
Human Trafficking - Commercial Sex Acts	0 0.0%	0 0.0%	0 0.0%	0 0.0%	0 0.0%	0 0.0%	0 0.0%	0 0.0%	0 0.0%	0 0.0%	0 0.0%	0 0.0%
Human Trafficking - Involuntary Servitude	0 0.0%	0 0.0%	0 0.0%	0 0.0%	0 0.0%	0 0.0%	0 0.0%	0 0.0%	0 0.0%	0 0.0%	0 0.0%	0 0.0%
Burglary	0 0.0%	0 0.0%	0 0.0%	0 0.0%	0 0.0%	0 0.0%	0 0.0%	0 0.0%	0 0.0%	0 0.0%	0 0.0%	0 0.0%
Larceny-Theft	2 33.3%	0 0.0%	0 0.0%	0 0.0%	0 0.0%	1 16.7%	0 0.0%	0 0.0%	3 50.0%	0 0.0%	0 0.0%	6 100.0%
Motor Vehicle Theft	1 33.3%	0 0.0%	0 0.0%	0 0.0%	0 0.0%	0 0.0%	0 0.0%	0 0.0%	1 33.3%	0 0.0%	1 33.3%	3 100.0%
Arson	0 0.0%	0 0.0%	0 0.0%	0 0.0%	0 0.0%	0 0.0%	0 0.0%	0 0.0%	0 0.0%	0 0.0%	0 0.0%	0 0.0%
Total	4	0	0	0	0	1	0	0	9	0	2	16
Column Percent	25.0%	0.0%	0.0%	0.0%	0.0%	6.3%	0.0%	0.0%	56.3%	0.0%	12.5%	100.0%

Adult Part II Arrests by Offense, Kauai County, 2011-2020

Type	Specific Offense	2011	2012	2013	2014	2015	2016	2017	2018	2019	2020
Violent	Negligent Manslaughter	0	0	0	3	0	0	0	0	0	0
	Other Assault	325	352	335	366	328	360	306	317	302	280
	Sex Offenses	12	17	16	12	24	11	20	19	28	23
Property-Related	Forgery	2	4	5	7	11	8	2	9	15	1
	Fraud	16	13	12	16	18	15	11	17	9	5
	Embezzlement	3	1	9	3	7	3	5	0	0	1
	Stolen Property	0	0	2	5	2	4	0	0	1	0
	Vandalism	49	48	43	56	57	58	55	78	91	95
Drug Manufacturing/Sale	Opium or Cocaine	0	0	1	0	3	3	0	6	8	3
	Marijuana	0	0	1	1	2	0	1	6	0	0
	Synthetic Narcotic	0	0	0	0	1	0	0	4	4	3
	Nonnarcotic	3	8	3	12	11	13	5	2	0	0
Drug Possession	Opium or Cocaine	9	10	2	3	5	13	5	12	18	4
	Marijuana	78	52	64	45	45	59	31	37	42	31
	Synthetic Narcotic	1	3	0	0	0	1	2	3	2	3
	Nonnarcotic	55	61	38	58	73	84	80	68	97	120
Gambling	Bookmaking	0	0	0	0	0	0	0	0	0	0
	Numbers & Lottery	0	0	0	0	0	0	0	0	0	0
	Other	0	0	0	0	0	0	0	0	0	0
Alcohol-Related	DUI	185	209	233	240	235	161	168	136	126	101
	Liquor Laws	19	7	15	66	24	39	15	9	5	12
	Disorderly Conduct	46	66	60	62	75	73	96	126	156	146
Other	Offenses Agst. Family/Children	2	8	2	0	2	1	0	5	1	0
	Prostitution	3	0	1	0	1	1	0	0	0	0
	Suspicion	0	0	0	0	0	0	0	0	0	0
	Vagrancy	0	0	0	0	0	0	0	0	0	0
	Weapons	25	21	18	17	16	22	9	10	14	17
	All Other Criminal Offenses	1,695	1,335	1,134	861	842	904	1,132	1,304	1,623	1,699
Total Part II Offenses		2,528	2,215	1,994	1,833	1,782	1,833	1,943	2,168	2,542	2,544
Total Index & Part II Offenses		2,882	2,699	2,425	2,165	2,105	2,106	2,240	2,481	2,949	2,915

Juvenile Part II Arrests by Offense, Kauai County, 2011-2020

Type	Specific Offense	2011	2012	2013	2014	2015	2016	2017	2018	2019	2020
Violent	Negligent Manslaughter	0	0	0	0	0	0	0	0	0	0
	Other Assault	112	84	83	66	90	41	74	101	78	26
	Sex Offenses	6	4	4	3	3	3	3	2	3	0
Property-Related	Forgery	0	1	0	0	0	1	1	1	0	0
	Fraud	1	1	1	0	0	2	0	0	2	1
	Embezzlement	0	0	0	0	1	0	0	0	0	0
	Stolen Property	0	0	0	0	0	1	0	0	0	0
	Vandalism	27	7	9	18	17	10	11	17	26	13
Drug Manufacturing/Sale	Opium or Cocaine	0	1	0	0	0	0	0	0	0	0
	Marijuana	0	0	0	12	17	4	0	2	0	0
	Synthetic Narcotic	0	0	0	0	0	0	0	0	0	0
	Nonnarcotic	0	0	0	0	0	0	0	1	0	0
Drug Possession	Opium or Cocaine	1	0	0	2	0	2	0	0	0	0
	Marijuana	61	48	54	37	30	52	49	45	33	21
	Synthetic Narcotic	0	0	0	0	0	0	0	0	0	0
	Nonnarcotic	1	0	0	0	0	1	1	2	1	1
Gambling	Bookmaking	0	0	0	0	0	0	0	0	0	0
	Numbers & Lottery	0	0	0	0	0	0	0	0	0	0
	Other	0	0	0	0	0	0	0	0	0	0
Alcohol-Related	DUI	3	0	4	3	2	0	0	0	2	0
	Liquor Laws	18	15	14	14	17	18	12	19	16	12
	Disorderly Conduct	14	21	18	13	14	18	24	30	19	2
Other	Offenses Agst. Family/Children	0	0	0	0	0	0	0	0	1	1
	Prostitution	0	0	0	0	0	0	0	0	0	0
	Suspicion	0	0	0	0	0	0	0	0	0	0
	Vagrancy	0	0	0	0	0	0	0	0	0	0
	Weapons	0	1	2	1	1	2	0	0	0	0
	All Other Criminal Offenses	342	246	176	165	170	193	184	396	352	70
Status	Curfew	38	19	6	7	10	11	28	23	25	42
	Runaway	181	97	103	116	77	93	168	99	143	67
Total Part II Offenses		805	545	474	457	449	452	555	738	701	256
Total Index & Part II Offenses		946	687	564	536	522	509	624	792	737	272

Age and Sex of Adults Arrested for Part II Offenses Kauai County, 2020

Type	Offense	Sex	18-24	25-29	30-34	35-39	40-44	45-49	50-54	55+	Total	Row %
Violent	Negligent Manslaughter	M	0	0	0	0	0	0	0	0	0	0.0%
		F	0	0	0	0	0	0	0	0	0	0.0%
	Other Assault	M	18	33	28	30	29	15	13	25	191	68.2%
		F	9	16	16	7	11	14	7	9	89	31.8%
Sex Offenses		M	0	3	3	2	2	0	4	2	16	69.6%
		F	0	1	0	1	3	0	1	1	7	30.4%
Property-Related	Forgery	M	0	0	0	0	0	0	0	0	0	0.0%
		F	1	0	0	0	0	0	0	0	1	100.0%
	Fraud	M	1	1	1	0	0	0	0	0	3	60.0%
		F	0	0	2	0	0	0	0	0	2	40.0%
	Embezzlement	M	0	0	0	0	0	0	0	0	0	0.0%
		F	1	0	0	0	0	0	0	0	1	100.0%
	Stolen Property	M	0	0	0	0	0	0	0	0	0	0.0%
		F	0	0	0	0	0	0	0	0	0	0.0%
	Vandalism	M	12	11	16	7	13	3	4	6	72	75.8%
		F	2	4	1	5	7	1	1	2	23	24.2%
Drug Manufacturing/Sale	Opium or Cocaine	M	0	0	1	0	0	0	0	0	1	33.3%
		F	0	0	1	0	1	0	0	0	2	66.7%
	Marijuana	M	0	0	0	0	0	0	0	0	0	0.0%
		F	0	0	0	0	0	0	0	0	0	0.0%
	Synthetic Narcotic	M	1	0	0	0	0	0	0	1	2	66.7%
		F	0	1	0	0	0	0	0	0	1	33.3%
	Nonnarcotic	M	0	0	0	0	0	0	0	0	0	0.0%
		F	0	0	0	0	0	0	0	0	0	0.0%
Drug Possession	Opium or Cocaine	M	0	1	1	1	0	0	1	0	4	100.0%
		F	0	0	0	0	0	0	0	0	0	0.0%
	Marijuana	M	11	4	1	1	1	2	1	2	23	74.2%
		F	3	0	1	1	0	1	2	0	8	25.8%
	Synthetic Narcotic	M	0	0	0	0	0	0	1	1	2	66.7%
		F	0	0	0	0	1	0	0	0	1	33.3%
	Nonnarcotic	M	13	12	25	12	11	5	7	7	92	76.7%
		F	2	11	5	1	2	2	1	4	28	23.3%
Gambling	Bookmaking	M	0	0	0	0	0	0	0	0	0	0.0%
		F	0	0	0	0	0	0	0	0	0	0.0%
	Numbers & Lottery	M	0	0	0	0	0	0	0	0	0	0.0%
		F	0	0	0	0	0	0	0	0	0	0.0%
	Other	M	0	0	0	0	0	0	0	0	0	0.0%
		F	0	0	0	0	0	0	0	0	0	0.0%
Alcohol-Related	DUI	M	11	16	13	7	5	4	7	12	75	74.3%
		F	7	4	0	6	1	4	0	4	26	25.7%
	Liquor Laws	M	4	1	1	0	0	0	0	1	7	58.3%
		F	2	1	0	0	0	1	0	1	5	41.7%
Disorderly Conduct	M	17	12	12	12	18	6	7	16	100	68.5%	
	F	6	10	4	6	7	5	1	7	46	31.5%	
Other	Offenses Agst. Family/Children	M	0	0	0	0	0	0	0	0	0	0.0%
		F	0	0	0	0	0	0	0	0	0	0.0%
	Prostitution	M	0	0	0	0	0	0	0	0	0	0.0%
		F	0	0	0	0	0	0	0	0	0	0.0%
	Suspicion	M	0	0	0	0	0	0	0	0	0	0.0%
		F	0	0	0	0	0	0	0	0	0	0.0%
	Vagrancy	M	0	0	0	0	0	0	0	0	0	0.0%
		F	0	0	0	0	0	0	0	0	0	0.0%
	Weapons	M	4	2	0	2	7	0	1	0	16	94.1%
		F	0	0	1	0	0	0	0	0	1	5.9%
	All Other Offenses	M	147	208	173	223	157	75	99	146	1,228	72.3%
		F	82	92	71	59	42	44	35	46	471	27.7%
Total		M	239	304	275	297	243	110	145	219	1,832	72.0%
		F	115	140	102	86	75	72	48	74	712	28.0%
Column Percent		M	67.5%	68.5%	72.9%	77.5%	76.4%	60.4%	75.1%	74.7%	72.0%	
		F	32.5%	31.5%	27.1%	22.5%	23.6%	39.6%	24.9%	25.3%	28.0%	

**Race/Ethnicity of Adults Arrested for Part II Offenses
Kauai County, 2020**

Type	Offense	White	Black	Indian	Chinese	Japanese	Filipino	Korean	Other Asian	Hawaiian	Samoan	Other Pacific Islander	Total
Violent	Negligent Manslaughter	0 0.0%	0 0.0%	0 0.0%	0 0.0%	0 0.0%	0 0.0%	0 0.0%	0 0.0%	0 0.0%	0 0.0%	0 0.0%	0 0.0%
	Other Assault	96 34.3%	5 1.8%	1 0.4%	2 0.7%	11 3.9%	36 12.9%	0 0.0%	9 3.2%	74 26.4%	5 1.8%	41 14.6%	280 100.0%
	Sex Offenses	16 69.6%	0 0.0%	0 0.0%	2 8.7%	0 0.0%	2 8.7%	0 0.0%	0 0.0%	2 8.7%	0 0.0%	1 4.3%	23 100.0%
Property-Related	Forgery	0 0.0%	0 0.0%	0 0.0%	0 0.0%	0 0.0%	0 0.0%	0 0.0%	0 0.0%	0 0.0%	0 0.0%	1 100.0%	1 100.0%
	Fraud	1 20.0%	0 0.0%	0 0.0%	0 0.0%	1 20.0%	0 0.0%	0 0.0%	0 0.0%	3 60.0%	0 0.0%	0 0.0%	5 100.0%
	Embezzlement	1 100.0%	0 0.0%	0 0.0%	0 0.0%	0 0.0%	0 0.0%	0 0.0%	0 0.0%	0 0.0%	0 0.0%	0 0.0%	1 100.0%
	Stolen Property	0 0.0%	0 0.0%	0 0.0%	0 0.0%	0 0.0%	0 0.0%	0 0.0%	0 0.0%	0 0.0%	0 0.0%	0 0.0%	0 0.0%
	Vandalism	37 38.9%	3 3.2%	1 1.1%	2 2.1%	7 7.4%	18 18.9%	0 0.0%	1 1.1%	20 21.1%	0 0.0%	6 6.3%	95 100.0%
Drug Manufacturing/Sale	Opium or Cocaine	0 0.0%	0 0.0%	0 0.0%	0 0.0%	1 33.3%	0 0.0%	0 0.0%	0 0.0%	2 66.7%	0 0.0%	0 0.0%	3 100.0%
	Marijuana	0 0%	0 0%	0 0%	0 0%	0 0%	0 0%	0 0%	0 0%	0 0%	0 0%	0 0%	0 0.0%
	Synthetic Narcotic	1 33%	0 0%	0 0%	0 0%	0 0%	0 0%	0 0%	0 0%	0 0%	0 0%	2 67%	3 100.0%
	Nonnarcotic	0 0.0%	0 0.0%	0 0.0%	0 0.0%	0 0.0%	0 0.0%	0 0.0%	0 0.0%	0 0.0%	0 0.0%	0 0.0%	0 0.0%
Drug Possession	Opium or Cocaine	2 50.0%	0 0.0%	0 0.0%	0 0.0%	0 0.0%	0 0.0%	0 0.0%	1 25.0%	0 0.0%	0 0.0%	1 25.0%	4 100.0%
	Marijuana	16 51.6%	1 3.2%	0 0.0%	0 0.0%	0 0.0%	2 6.5%	0 0.0%	1 3.2%	5 16.1%	1 3.2%	5 16.1%	31 100.0%
	Synthetic Narcotic	1 33.3%	0 0.0%	0 0.0%	0 0.0%	0 0.0%	0 0.0%	0 0.0%	0 0.0%	2 66.7%	0 0.0%	0 0.0%	3 100.0%
	Nonnarcotic	36 30.0%	2 1.7%	0 0.0%	0 0.0%	5 4.2%	23 19.2%	0 0.0%	1 0.8%	35 29.2%	0 0.0%	18 15.0%	120 100.0%
Gambling	Bookmaking	0 0.0%	0 0.0%	0 0.0%	0 0.0%	0 0.0%	0 0.0%	0 0.0%	0 0.0%	0 0.0%	0 0.0%	0 0.0%	0 0.0%
	Numbers & Lottery	0 0.0%	0 0.0%	0 0.0%	0 0.0%	0 0.0%	0 0.0%	0 0.0%	0 0.0%	0 0.0%	0 0.0%	0 0.0%	0 0.0%
	Other	0 0.0%	0 0.0%	0 0.0%	0 0.0%	0 0.0%	0 0.0%	0 0.0%	0 0.0%	0 0.0%	0 0.0%	0 0.0%	0 0.0%
Alcohol-Related	DUI	50 49.5%	0 0.0%	1 1.0%	1 1.0%	1 1.0%	10 9.9%	0 0.0%	3 3.0%	21 20.8%	0 0.0%	14 13.9%	101 100.0%
	Liquor Laws	4 33.3%	0 0.0%	0 0.0%	0 0.0%	0 0.0%	4 33.3%	0 0.0%	1 8.3%	1 8.3%	0 0.0%	2 16.7%	12 100.0%
	Disorderly Conduct	63 43.2%	8 5.5%	0 0.0%	1 0.7%	8 5.5%	16 11.0%	0 0.0%	5 3.4%	28 19.2%	0 0.0%	17 11.6%	146 100.0%
Other	Offenses Agst. Family/Children	0 0.0%	0 0.0%	0 0.0%	0 0.0%	0 0.0%	0 0.0%	0 0.0%	0 0.0%	0 0.0%	0 0.0%	0 0.0%	0 0.0%
	Prostitution	0 0.0%	0 0.0%	0 0.0%	0 0.0%	0 0.0%	0 0.0%	0 0.0%	0 0.0%	0 0.0%	0 0.0%	0 0.0%	0 0.0%
	Suspicion	0 0.0%	0 0.0%	0 0.0%	0 0.0%	0 0.0%	0 0.0%	0 0.0%	0 0.0%	0 0.0%	0 0.0%	0 0.0%	0 0.0%
	Vagrancy	0 0.0%	0 0.0%	0 0.0%	0 0.0%	0 0.0%	0 0.0%	0 0.0%	0 0.0%	0 0.0%	0 0.0%	0 0.0%	0 0.0%
	Weapons	7 41.2%	0 0.0%	0 0.0%	0 0.0%	1 5.9%	2 11.8%	0 0.0%	0 0.0%	5 29.4%	0 0.0%	2 11.8%	17 100.0%
	All Other Offenses	716 42.1%	20 1.2%	7 0.4%	14 0.8%	69 4.1%	249 14.7%	0 0.0%	42 2.5%	428 25.2%	9 0.5%	145 8.5%	1,699 100.0%
Total		1,047	39	10	22	104	362	0	64	626	15	255	2,544
Column Percent		41.2%	1.5%	0.4%	0.9%	4.1%	14.2%	0.0%	2.5%	24.6%	0.6%	10.0%	100.0%

**Age and Sex of Juveniles Arrested for Part II Offenses
Kauai County, 2020**

Type	Offense	Sex	0-9	10-12	13-14	15	16	17	Total	Row %
Violent	Negligent Manslaughter	M	0	0	0	0	0	0	0	0.0%
		F	0	0	0	0	0	0	0	0.0%
	Other Assault	M	0	1	4	1	3	3	12	46.2%
		F	0	7	1	2	4	0	14	53.8%
	Sex Offenses	M	0	0	0	0	0	0	0	0.0%
		F	0	0	0	0	0	0	0	0.0%
Property-Related	Forgery	M	0	0	0	0	0	0	0	0.0%
		F	0	0	0	0	0	0	0	0.0%
	Fraud	M	0	0	0	0	1	0	1	100.0%
		F	0	0	0	0	0	0	0	0.0%
	Embezzlement	M	0	0	0	0	0	0	0	0.0%
		F	0	0	0	0	0	0	0	0.0%
	Stolen Property	M	0	0	0	0	0	0	0	0.0%
		F	0	0	0	0	0	0	0	0.0%
	Vandalism	M	0	0	2	0	1	2	5	38.5%
		F	0	0	0	5	1	2	8	61.5%
Drug Manufacturing/Sale	Opium or Cocaine	M	0	0	0	0	0	0	0	0.0%
		F	0	0	0	0	0	0	0	0.0%
	Marijuana	M	0	0	0	0	0	0	0	0.0%
		F	0	0	0	0	0	0	0	0.0%
	Synthetic Narcotic	M	0	0	0	0	0	0	0	0.0%
		F	0	0	0	0	0	0	0	0.0%
	Nonnarcotic	M	0	0	0	0	0	0	0	0.0%
		F	0	0	0	0	0	0	0	0.0%
Drug Possession	Opium or Cocaine	M	0	0	0	0	0	0	0	0.0%
		F	0	0	0	0	0	0	0	0.0%
	Marijuana	M	0	3	4	1	3	1	12	57.1%
		F	0	2	3	1	3	0	9	42.9%
	Synthetic Narcotic	M	0	0	0	0	0	0	0	0.0%
		F	0	0	0	0	0	0	0	0.0%
	Nonnarcotic	M	0	0	0	0	0	0	0	0.0%
		F	0	1	0	0	0	0	1	100.0%
Gambling	Bookmaking	M	0	0	0	0	0	0	0	0.0%
		F	0	0	0	0	0	0	0	0.0%
	Numbers & Lottery	M	0	0	0	0	0	0	0	0.0%
		F	0	0	0	0	0	0	0	0.0%
	Other	M	0	0	0	0	0	0	0	0.0%
		F	0	0	0	0	0	0	0	0.0%
Alcohol-Related	DUI	M	0	0	0	0	0	0	0	0.0%
		F	0	0	0	0	0	0	0	0.0%
	Liquor Laws	M	0	0	1	1	2	2	6	50.0%
		F	0	0	0	3	1	2	6	50.0%
	Disorderly Conduct	M	0	0	0	0	1	1	2	100.0%
		F	0	0	0	0	0	0	0	0.0%
Other	Offenses Agst. Family/Children	M	0	0	0	0	0	0	0	0.0%
		F	0	0	0	0	0	1	1	100.0%
	Prostitution	M	0	0	0	0	0	0	0	0.0%
		F	0	0	0	0	0	0	0	0.0%
	Suspicion	M	0	0	0	0	0	0	0	0.0%
		F	0	0	0	0	0	0	0	0.0%
	Vagrancy	M	0	0	0	0	0	0	0	0.0%
		F	0	0	0	0	0	0	0	0.0%
	Weapons	M	0	0	0	0	0	0	0	0.0%
		F	0	0	0	0	0	0	0	0.0%
All Other Offenses	M	0	0	11	8	13	7	39	55.7%	
	F	0	0	8	11	8	4	31	44.3%	
Status	Curfew	M	0	0	3	2	5	11	21	50.0%
		F	0	0	4	7	7	3	21	50.0%
	Runaway	M	0	1	4	1	9	9	24	35.8%
		F	0	2	11	16	8	6	43	64.2%
Total	M	0	5	29	14	38	36	122	47.7%	
	F	0	12	27	45	32	18	134	52.3%	
Column Percent	M	0.0%	29.4%	51.8%	23.7%	54.3%	66.7%	47.7%		
	F	0.0%	70.6%	48.2%	76.3%	45.7%	33.3%	52.3%		

**Race/Ethnicity of Juveniles Arrested for Part II Offenses
Kauai County, 2020**

Type	Offense	White	Black	Indian	Chinese	Japanese	Filipino	Korean	Other Asian	Hawaiian	Samoan	Other Pacific Islander	Total
Violent	Negligent Manslaughter	0 0.0%	0 0.0%	0 0.0%	0 0.0%	0 0.0%	0 0.0%	0 0.0%	0 0.0%	0 0.0%	0 0.0%	0 0.0%	0 0.0%
	Other Assault	8 30.8%	0 0.0%	0 0.0%	0 0.0%	2 7.7%	2 7.7%	0 0.0%	0 0.0%	8 30.8%	0 0.0%	6 23.1%	26 100.0%
	Sex Offenses	0 0.0%	0 0.0%	0 0.0%	0 0.0%	0 0.0%	0 0.0%	0 0.0%	0 0.0%	0 0.0%	0 0.0%	0 0.0%	0 0.0%
Property-Related	Forgery	0 0.0%	0 0.0%	0 0.0%	0 0.0%	0 0.0%	0 0.0%	0 0.0%	0 0.0%	0 0.0%	0 0.0%	0 0.0%	0 0.0%
	Fraud	0 0.0%	0 0.0%	0 0.0%	0 0.0%	1 100.0%	0 0.0%	0 0.0%	0 0.0%	0 0.0%	0 0.0%	0 0.0%	1 100.0%
	Embezzlement	0 0.0%	0 0.0%	0 0.0%	0 0.0%	0 0.0%	0 0.0%	0 0.0%	0 0.0%	0 0.0%	0 0.0%	0 0.0%	0 0.0%
	Stolen Property	0 0.0%	0 0.0%	0 0.0%	0 0.0%	0 0.0%	0 0.0%	0 0.0%	0 0.0%	0 0.0%	0 0.0%	0 0.0%	0 0.0%
	Vandalism	8 61.5%	0 0.0%	0 0.0%	0 0.0%	1 7.7%	0 0.0%	0 0.0%	1 7.7%	0 0.0%	0 0.0%	3 23.1%	13 100.0%
Drug Manufacturing/Sale	Opium or Cocaine	0 0.0%	0 0.0%	0 0.0%	0 0.0%	0 0.0%	0 0.0%	0 0.0%	0 0.0%	0 0.0%	0 0.0%	0 0.0%	0 0.0%
	Marijuana	0 0.0%	0 0.0%	0 0.0%	0 0.0%	0 0.0%	0 0.0%	0 0.0%	0 0.0%	0 0.0%	0 0.0%	0 0.0%	0 0.0%
	Synthetic Narcotic	0 0.0%	0 0.0%	0 0.0%	0 0.0%	0 0.0%	0 0.0%	0 0.0%	0 0.0%	0 0.0%	0 0.0%	0 0.0%	0 0.0%
	Nonnarcotic	0 0.0%	0 0.0%	0 0.0%	0 0.0%	0 0.0%	0 0.0%	0 0.0%	0 0.0%	0 0.0%	0 0.0%	0 0.0%	0 0.0%
Drug Possession	Opium or Cocaine	0 0.0%	0 0.0%	0 0.0%	0 0.0%	0 0.0%	0 0.0%	0 0.0%	0 0.0%	0 0.0%	0 0.0%	0 0.0%	0 0.0%
	Marijuana	5 23.8%	0 0.0%	0 0.0%	0 0.0%	0 0.0%	4 19.0%	0 0.0%	1 4.8%	10 47.6%	0 0.0%	1 4.8%	21 100.0%
	Synthetic Narcotic	0 0.0%	0 0.0%	0 0.0%	0 0.0%	0 0.0%	0 0.0%	0 0.0%	0 0.0%	0 0.0%	0 0.0%	0 0.0%	0 0.0%
	Nonnarcotic	0 0.0%	0 0.0%	0 0.0%	0 0.0%	0 0.0%	0 0.0%	0 0.0%	0 0.0%	0 0.0%	0 0.0%	1 100.0%	1 100.0%
Gambling	Bookmaking	0 0.0%	0 0.0%	0 0.0%	0 0.0%	0 0.0%	0 0.0%	0 0.0%	0 0.0%	0 0.0%	0 0.0%	0 0.0%	0 0.0%
	Numbers & Lottery	0 0.0%	0 0.0%	0 0.0%	0 0.0%	0 0.0%	0 0.0%	0 0.0%	0 0.0%	0 0.0%	0 0.0%	0 0.0%	0 0.0%
	Other	0 0.0%	0 0.0%	0 0.0%	0 0.0%	0 0.0%	0 0.0%	0 0.0%	0 0.0%	0 0.0%	0 0.0%	0 0.0%	0 0.0%
Alcohol-Related	DUI	0 0.0%	0 0.0%	0 0.0%	0 0.0%	0 0.0%	0 0.0%	0 0.0%	0 0.0%	0 0.0%	0 0.0%	0 0.0%	0 0.0%
	Liquor Laws	4 33.3%	0 0.0%	0 0.0%	1 8.3%	0 0.0%	1 8.3%	0 0.0%	1 8.3%	5 41.7%	0 0.0%	0 0.0%	12 100.0%
	Disorderly Conduct	1 50.0%	0 0.0%	0 0.0%	0 0.0%	0 0.0%	0 0.0%	0 0.0%	0 0.0%	1 50.0%	0 0.0%	0 0.0%	2 100.0%
Other	Offenses Agst. Family/Children	0 0.0%	0 0.0%	0 0.0%	0 0.0%	0 0.0%	0 0.0%	0 0.0%	0 0.0%	1 100.0%	0 0.0%	0 0.0%	1 100.0%
	Prostitution	0 0.0%	0 0.0%	0 0.0%	0 0.0%	0 0.0%	0 0.0%	0 0.0%	0 0.0%	0 0.0%	0 0.0%	0 0.0%	0 0.0%
	Suspicion	0 0.0%	0 0.0%	0 0.0%	0 0.0%	0 0.0%	0 0.0%	0 0.0%	0 0.0%	0 0.0%	0 0.0%	0 0.0%	0 0.0%
	Vagrancy	0 0.0%	0 0.0%	0 0.0%	0 0.0%	0 0.0%	0 0.0%	0 0.0%	0 0.0%	0 0.0%	0 0.0%	0 0.0%	0 0.0%
	Weapons	0 0.0%	0 0.0%	0 0.0%	0 0.0%	0 0.0%	0 0.0%	0 0.0%	0 0.0%	0 0.0%	0 0.0%	0 0.0%	0 0.0%
	All Other Offenses	13 18.6%	1 1.4%	1 1.4%	0 0.0%	4 5.7%	6 8.6%	0 0.0%	3 4.3%	28 40.0%	0 0.0%	14 20.0%	70 100.0%
Status	Curfew	14 33.3%	0 0.0%	0 0.0%	1 2.4%	1 2.4%	8 19.0%	0 0.0%	0 0.0%	9 21.4%	0 0.0%	9 21.4%	42 100.0%
	Runaway	14 20.9%	0 0.0%	0 0.0%	0 0.0%	9 13.4%	9 13.4%	0 0.0%	1 1.5%	22 32.8%	0 0.0%	12 17.9%	67 100.0%
Total		67	1	1	2	18	30	0	7	84	0	46	256
Column Percent		26.2%	0.4%	0.4%	0.8%	7.0%	11.7%	0.0%	2.7%	32.8%	0.0%	18.0%	100.0%

APPENDIX A

DEFINITIONS

AGGRAVATED ASSAULT: An unlawful attack by one person upon another for the purpose of inflicting severe or aggravated bodily injury; attempted murder. This type of assault usually is accompanied by the use of a weapon or by means likely to produce death or great bodily harm. It is not necessary that injury result from an aggravated assault when a gun, knife, or other weapon is used which could and probably would result in serious personal injury if the crime were successfully completed. Attacks by personal weapons, such as hands, fists, feet, etc., which result in serious or aggravated injury.

ARSON: Any willful or malicious burning or attempt to burn, with or without intent to defraud, a dwelling house, public building, motor vehicle or aircraft, personal property of another, etc.

ASSAULT: An unlawful attack by one person upon another. Includes Aggravated Assault (Part I Offense) and Other Assaults (Part II Offense).

BURGLARY: The unlawful entry of a structure to commit a felony or a theft. Includes forcible entry, unlawful entry where no force is used, and attempted forcible entry where no entry occurs.

CARGO THEFT: Criminal taking of any cargo, in whole or in part, while moving in commerce at all points between the point of origin and the final destination, regardless of any temporary stop while awaiting transshipment or otherwise.

CLEARANCE: An offense is "cleared" either by arrest or exceptional means. An offense is cleared by arrest when at least one person is arrested; charged with the commission of the offense; and turned over to the court for prosecution. An offense is cleared by exceptional means when the identity of the offender is known; there is enough evidence to support an arrest, charge, and turning over to the court for prosecution; the exact location of the offender is known; and, for reasons outside the control of law enforcement, the offender cannot be arrested, charged, and prosecuted. Examples of offenses cleared by exceptional means include suicide of the offender, double murder, deathbed confession, and denied extradition. It should be noted that the number of offenses and not the number of persons arrested is used to count clearances. Several offenses may be cleared by the arrest of one person; or the arrest of several people may clear only one offense.

CRIME INDEX: The ten Part I Offenses reported in the Uniform Crime Reporting Program to represent the status of crime in the United States: murder and non-negligent manslaughter (the latter term is not used in Hawaii), rape, robbery, aggravated assault, burglary, larceny-theft, motor vehicle theft, arson, human trafficking: commercial sex acts, and human trafficking: involuntary servitude.

CRIME RATE: The number of crimes per 100,000 population (usually the resident population) is obtained using the following equation:

$$\text{Crime Rate} = \left(\frac{\text{Number of Crimes}}{\text{Resident Population}} \right) \times 100,000$$

More accurate crime rates (e.g., the number of rapes per 100,000 females or the number of motor vehicle thefts per 100,000 vehicles) are not reported in *Crime in the U.S.* and, therefore, are not used in *Crime in Hawaii*.

CRIMINAL HOMICIDE: The willful (nonnegligent) killing of one human being by another or the killing of another person through gross negligence. Includes Murder and Nonnegligent Manslaughter (the latter term is not used in Hawaii), and Manslaughter by Negligence.

DE FACTO POPULATION: The number of persons physically present in an area, regardless of military status or usual place of residence. Includes visitors present and excludes residents temporarily absent.

HUMAN TRAFFICKING – COMMERCIAL SEX ACTS: Inducing a person by force, fraud, or coercion to participate in commercial sex acts, or in which the person induced to perform such act(s) has not attained 18 years of age.

HUMAN TRAFFICKING – INVOLUNTARY SERVITUDE: The obtaining of a person(s) through recruitment, harboring, transportation, or provision, and subjecting such persons by force, fraud, or coercion into involuntary servitude, peonage, debt bondage, or slavery (not to include commercial sex acts).

JUVENILE: Person under the age of 18.

LARCENY-THEFT: The unlawful taking, carrying, leading, or riding away of property from the possession or constructive possession of another. Includes pocket-picking, purse-snatching, shoplifting, theft from motor vehicles, theft of motor vehicle parts and accessories, theft of bicycles, etc. Does not include embezzlement, forgery, or motor vehicle theft.

MOTOR VEHICLE THEFT: The theft or attempted theft of a motor vehicle, including automobiles, trucks, buses, motorcycles, motor scooters, snowmobiles, etc.

MURDER: The willful (nonnegligent) killing of one human being by another.

NONVIOLENT OFFENSES: Include the offense categories of larceny-theft, burglary, and auto theft. Often referred to as Property Offenses (excluding robbery).

PART I OFFENSES: Offenses which make up the Crime Index: murder, rape, robbery, aggravated assault, burglary, larceny-theft, motor vehicle theft, arson, human trafficking: commercial sex acts, and human trafficking: involuntary servitude; plus the offense of manslaughter by negligence.

PART II OFFENSES: All criminal offenses not classified as Part I Offenses. Also included are the juvenile status offenses of curfew/loitering violation and runaway. See Appendix B for specific Part II Offense definitions.

PROPERTY OFFENSES: Include larceny-theft, burglary, auto theft, and arson. Robbery is classified as a violent crime due to the use or threat of force.

RAPE (revised): Penetration, no matter how slight, of the vagina or anus with any body part or object, or oral penetration by a sex organ of another person, without the consent of the victim. Statutory rape (without force) and other sex offenses are not included in this category.

Rape (legacy): The carnal knowledge of a female forcibly and against her will. Sexual assaults against males are not included in this category.

RESIDENT POPULATION: The number of persons whose usual place of residence is in an area, regardless of physical location on the estimated census date. Includes military personnel stationed or homeported in the area and excludes persons of local origin attending school or in military service outside the area.

ROBBERY: The taking or attempting to take anything of value from the care, custody, or control of a person or persons by force or threat of force or violence and/or by putting the victim(s) in fear. While robbery has the attributes of a property crime, it is grouped with violent crimes due to the additional attribute of force or the threat of force.

VIOLENT OFFENSES: Include the offense categories of murder, rape, robbery, aggravated assault, human trafficking: commercial sex acts, and human trafficking: involuntary servitude.

APPENDIX B

PART II OFFENSES

CRIMINAL OFFENSES

ASSAULT, OTHER: Assaults and attempted assaults where no weapon was used or which did not result in serious or aggravated injury to the victim. Examples include simple assault, assault and battery, resisting or obstructing an officer, intimidation, coercion, and hazing.

DISORDERLY CONDUCT: Committing a breach of the peace. Includes affray; unlawful assembly; disturbing the peace; disturbing meetings; and blasphemy, profanity, and obscene language.

DRIVING UNDER THE INFLUENCE: Driving or operating any vehicle or common carrier while drunk or under the influence of intoxicants.

DRUG ABUSE VIOLATIONS: Include all violations of state and local laws relating to the unlawful possession, sale, use, growing, manufacturing, and making of illegal drugs.

EMBEZZLEMENT: Misappropriation or misapplication of money or property entrusted to one's care, custody, or control.

FORGERY AND COUNTERFEITING: All offenses dealing with the making, altering, uttering, or possession of, with intent to defraud, anything false in the semblance of what is true.

FRAUD: Fraudulent conversion and obtaining money or property by false pretenses. Includes bad checks (except forgeries and counterfeiting), confidence games, and unauthorized withdrawal of money from an automatic teller machine.

GAMBLING: Promoting, permitting, or engaging in illegal gambling. Includes 3 subcategories: bookmaking, numbers and lottery, and "other" gambling.

LIQUOR LAWS: Include unlawful manufacture, sale, transporting, furnishing, possessing intoxicating liquor; maintaining unlawful drinking places; bootlegging; operating a still; furnishing liquor to a minor; and drinking on a train or public conveyance. Do not include Drunkenness and Driving Under the Influence.

MANSLAUGHTER BY NEGLIGENCE: The killing of another person through gross negligence. Manslaughter by negligence is considered a Part I Offense but is not included in the Crime Index.

OFFENSES AGAINST THE FAMILY AND CHILDREN: Include all charges of nonsupport and neglect or abuse of family and children. Examples include desertion, abandonment, or nonsupport of spouse or child; neglect or abuse of spouse or child; and nonpayment of alimony.

PROSTITUTION AND COMMERCIALIZED VICE: Sex offenses of a commercialized nature, broken down into three subcategories: prostitution; assisting or promoting prostitution; and purchasing prostitution. These offense types are included in the prostitution and commercialized vice category: keeping a bawdy house, disorderly house, or house of ill fame; pandering, procuring, transporting, or detaining women for immoral purposes, etc.; and all attempts.

SEX OFFENSES: Include indecent exposure, incest, statutory rape (no force), other offenses against common decency and morals, and all attempts. Do not include rape, prostitution, and commercialized vice.

STOLEN PROPERTY: Buying, receiving, and possessing stolen property, including attempts.

VAGRANCY: Persons arrested on grounds of “suspicion” may be prosecuted on this charge. Includes vagrancy, begging, loitering (persons 18 and over), and vagabondage.

VANDALISM: The willful or malicious destruction, injury, disfigurement, or defacement of any public or private property, real or personal, without consent of the owner or person having custody or control by cutting, tearing, breaking, marking, painting, drawing, covering with filth, or any other such means as may be specified by local law.

WEAPONS OFFENSES: Include unlawful manufacture, sale, or possession of deadly weapons; unlawful carrying of deadly weapons, concealed or openly; using, manufacturing, etc. silencers; furnishing deadly weapons to a minor; and all attempts to commit any of the above.

ALL OTHER OFFENSES: Include all other state and local offenses (excluding traffic violations) not included elsewhere. Examples are:

- Admitting minors to improper places
- Abduction and compelling to marry
- Bigamy and polygamy
- Blackmail and extortion
- Combination in restraint of trade; trusts, monopolies
- Contempt of court
- Criminal anarchism
- Discrimination, unfair competition
- Kidnapping
- Marriage within prohibited degrees
- Offenses contributing to juvenile delinquency, such as employment of children in immoral vocations or practices
- Perjury and subornation of perjury
- Possession, repair, manufacture, etc. of burglar's tools
- Possession of drug paraphernalia
- Possession or sale of obscene literature, pictures, etc.
- Public nuisances
- Riot and rout
- Trespass
- Unlawfully bringing drugs and liquor into state prisons, hospitals, etc.; furnishing to convicts
- Violations of state regulatory laws and municipal ordinances
- Violation of quarantine
- Truancy (noncriminal juvenile status offense)
- Ungovernability (noncriminal juvenile status offense)
- All offenses not otherwise classified
- All attempts to commit any of the above

NONCRIMINAL OFFENSES

STATUS OFFENSES (PERSONS UNDER 18): Noncriminal acts or conduct which are offenses only when committed or engaged in by juveniles; include curfew violation and runaways.

CURFEW AND LOITERING: Included are violations of local curfew or loitering ordinances.

RUNAWAYS: Apprehension for protective custody as defined by local statute.

NONCRIMINAL ARREST CATEGORY

SUSPICION: While “suspicion” is not an offense, it may be the grounds for many arrests in those jurisdictions where the law permits. After examination by law enforcement officers, the prisoner is either formally charged or released. Those formally charged are entered in one of the Index or Part II offense classes. This class is limited to “suspicion” arrests where persons arrested are released by the police.