

STATE OF HAWAII ARREST DATA SUMMARY

JULY - SEPTEMBER 2021

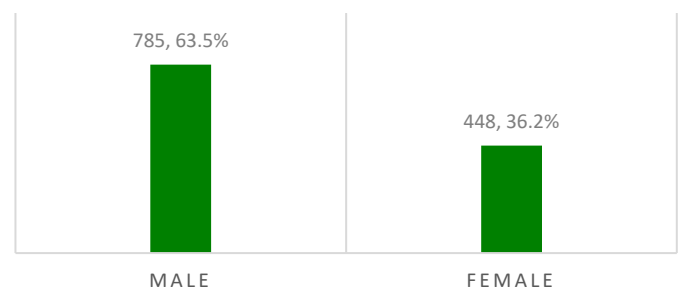
TOTAL JUVENILE ARRESTS*

GENDER	JUL	AUG	SEP	TOTAL
Male	142	270	373	785
Female	106	161	181	448
Missing	0	1	3	4
Total	248	432	557	1237
AGE RANGE	JUL	AUG	SEP	TOTAL
10 years old & under	8	9	19	36
11 years old	2	9	11	22
12 years old	12	35	57	104
13 years old	11	56	89	156
14 years old	46	60	115	221
15 years old	40	89	91	220
16 years old	68	104	98	270
17 years old	61	69	77	207
18 years old & older	0	1	0	1
Total	248	432	557	1237
RACE/ETHNICITY	JUL	AUG	SEP	TOTAL
Caucasian	56	93	110	259
African American	13	20	18	51
Latino/Hispanic	14	8	13	35
Chinese	8	4	9	21
Filipino	28	70	91	189
Japanese	13	20	14	47
Korean	0	1	0	1
Other Asian/Mixed Asian	2	3	4	9
Hawaiian/part-Hawaiian	48	123	170	341
Samoan	16	8	27	51
Other Pacific Islander	18	25	35	78
Native American	0	0	2	2
Mixed Race	0	1	0	1
All Others	26	49	51	126
Unknown	4	2	6	12
Tongan	2	5	7	14
Total	248	432	557	1237
MAJOR OFFENSE CATEGORY	JUL	AUG	SEP	TOTAL
Person Offenses	14	73	67	154
Drug Offenses	17	43	85	145
Sex Offenses	6	7	8	21
Property Offenses	20	39	67	126
Weapons/Intimidation Offenses	11	40	40	91
Status Offenses	147	161	192	500
Other Offenses	33	69	98	200
Total	248	432	557	1237

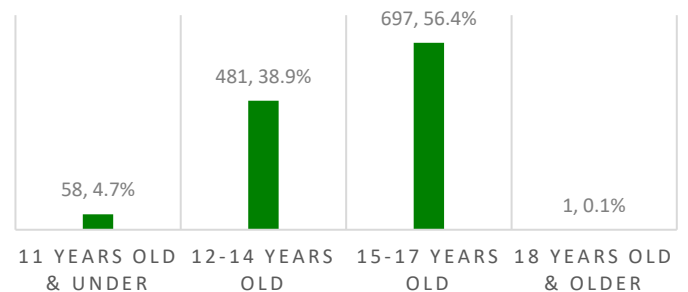
This report summarizes total juvenile arrests in the State of Hawaii from July through September 2021. It includes gender, age range, race/ethnicity, and major offense category by month.

The data from this summary is pulled from the Juvenile Justice Information System (JJIS), a statewide database that organizes information gathered from all county police departments, family courts, departments of the prosecuting attorney, and the juvenile correctional facility.

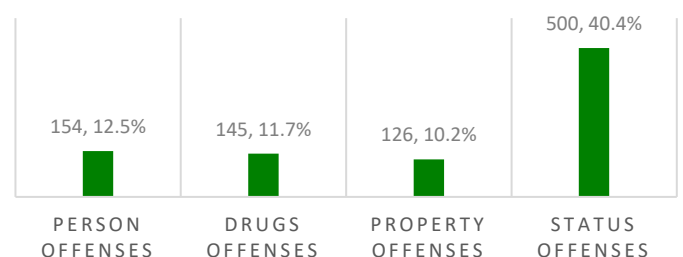
TOTAL ARRESTS BY GENDER



TOTAL ARRESTS BY AGE RANGE



TOTAL ARRESTS BY SELECTED OFFENSE TYPES



*Number of arrests in a quarter.

STATE OF HAWAII ARREST DATA SUMMARY

JULY - SEPTEMBER 2021

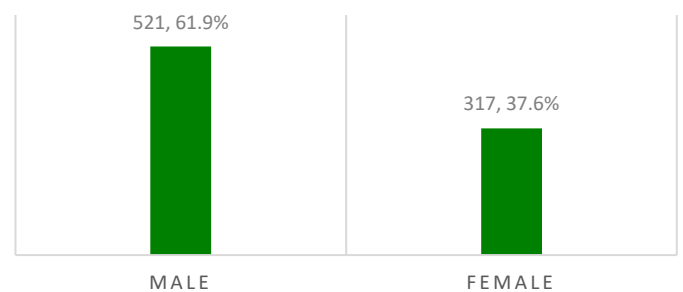
INDIVIDUAL JUVENILES ARRESTED*

GENDER	JUL	AUG	SEP	TOTAL
Male	113	185	223	521
Female	76	117	124	317
Missing	0	1	3	4
Total	189	303	350	842
AGE RANGE	JUL	AUG	SEP	TOTAL
10 years old & under	6	8	17	31
11 years old	2	9	11	22
12 years old	11	27	39	77
13 years old	11	49	60	120
14 years old	33	39	74	146
15 years old	31	56	47	134
16 years old	47	67	63	177
17 years old	48	47	39	134
18 years old & older	0	1	0	1
Total	189	303	350	842
RACE/ETHNICITY	JUL	AUG	SEP	TOTAL
Caucasian	48	58	72	178
African American	9	10	11	30
Latino/Hispanic	8	7	8	23
Chinese	8	3	3	14
Filipino	25	49	60	134
Japanese	7	8	8	23
Korean	0	1	0	1
Other Asian/Mixed Asian	2	3	4	9
Hawaiian/part-Hawaiian	35	97	117	249
Samoan	9	8	10	27
Other Pacific Islander	12	21	19	52
Native American	0	0	1	1
Mixed Race	0	1	0	1
All Others	20	31	27	78
Unknown	4	1	6	11
Tongan	2	5	4	11
Total	189	303	350	842
MAJOR OFFENSE CATEGORY	JUL	AUG	SEP	TOTAL
Person Offenses	12	52	48	112
Drug Offenses	14	30	59	103
Sex Offenses	5	7	6	18
Property Offenses	15	21	39	75
Weapons/Intimidation Offenses	3	29	26	58
Status Offenses	121	113	114	348
Other Offenses	19	51	58	128
Total	189	303	350	842

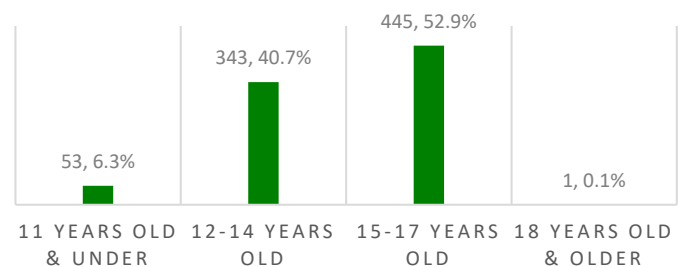
This report summarizes individual juveniles arrested in the State of Hawaii from July through September 2021. It includes gender, age range, race/ethnicity, and major offense category by month.

The data from this summary is pulled from the Juvenile Justice Information System (JJIS), a statewide database that organizes information gathered from all county police departments, family courts, departments of the prosecuting attorney, and the juvenile correctional facility.

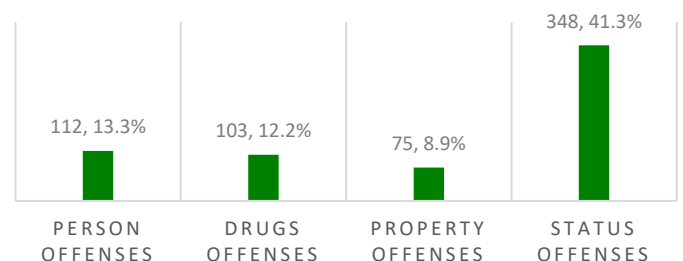
INDIVIDUALS ARRESTED BY GENDER



INDIVIDUALS ARRESTED BY AGE RANGE



INDIVIDUALS ARRESTED BY SELECTED OFFENSE TYPES



*Number of individual juveniles arrested in a quarter.

CITY & COUNTY OF HONOLULU ARREST DATA SUMMARY

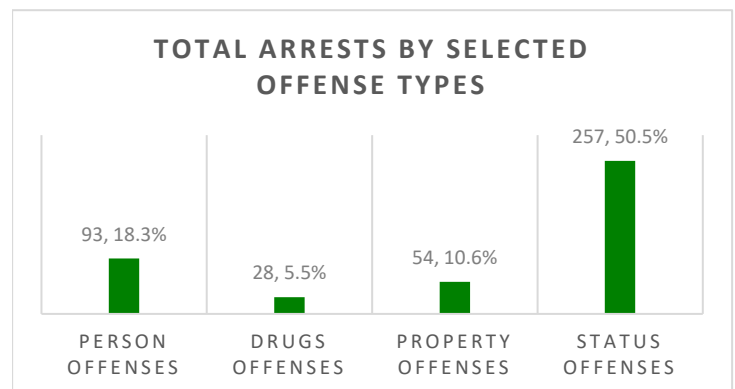
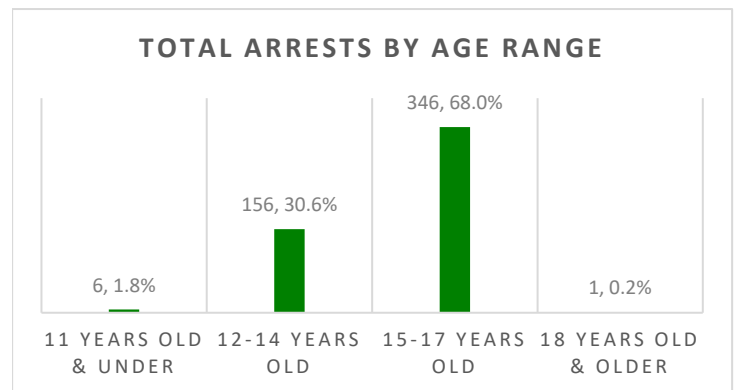
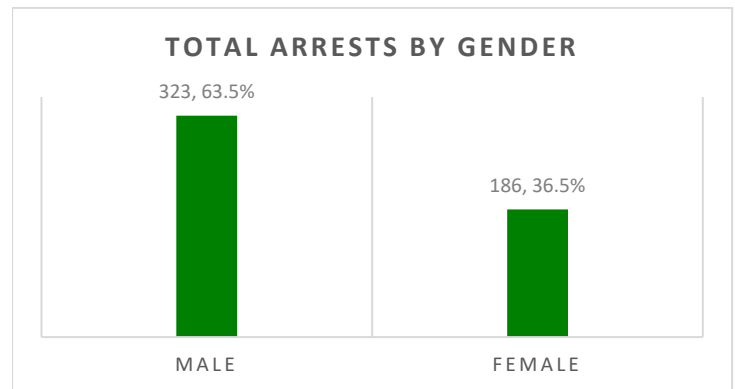
JULY - SEPTEMBER 2021

TOTAL JUVENILE ARRESTS*

GENDER	JUL	AUG	SEP	TOTAL
Male	73	118	132	323
Female	50	57	79	186
Total	123	175	211	509
AGE RANGE	JUL	AUG	SEP	TOTAL
10 years old & under	0	1	4	5
11 years old	0	0	1	1
12 years old	3	8	11	22
13 years old	4	18	26	48
14 years old	25	24	37	86
15 years old	19	38	39	96
16 years old	38	52	56	146
17 years old	34	33	37	104
18 years old & older	0	1	0	1
Total	123	175	211	509
RACE/ETHNICITY	JUL	AUG	SEP	TOTAL
Caucasian	26	41	42	109
African American	8	11	9	28
Latino/Hispanic	3	6	6	15
Chinese	7	2	9	18
Filipino	16	21	24	61
Japanese	8	7	8	23
Korean	0	1	0	1
Hawaiian/part-Hawaiian	15	30	41	86
Samoan	16	7	16	39
Native American	0	0	2	2
All Others	24	48	50	122
Tongan	0	1	4	5
Total	123	175	211	509
MAJOR OFFENSE CATEGORY	JUL	AUG	SEP	TOTAL
Person Offenses	12	44	37	93
Drug Offenses	6	6	16	28
Sex Offenses	5	4	3	12
Property Offenses	10	25	19	54
Weapons/Intimidation Offenses	3	8	13	24
Status Offenses	73	77	107	257
Other Offenses	14	11	16	41
Total	123	175	211	509

This report summarizes total juvenile arrests in the City and County of Honolulu from July through September 2021. It includes gender, age range, race/ethnicity, and major offense category by month.

The data from this summary is pulled from the Juvenile Justice Information System (JJIS), a statewide database that organizes information gathered from all county police departments, family courts, departments of the prosecuting attorney, and the juvenile correctional facility.



*Number of arrests in a quarter.

CITY & COUNTY OF HONOLULU ARREST DATA SUMMARY

JULY - SEPTEMBER 2021

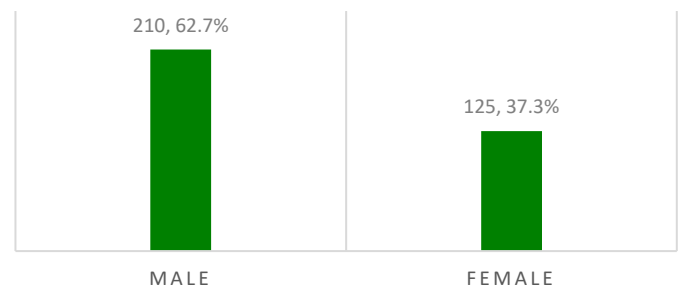
INDIVIDUAL JUVENILES ARRESTED*

GENDER	JUL	AUG	SEP	TOTAL
Male	59	75	76	210
Female	33	38	54	125
Total	92	113	130	335
AGE RANGE	JUL	AUG	SEP	TOTAL
10 years old & under	0	1	4	5
11 years old	0	0	1	1
12 years old	3	8	6	17
13 years old	4	14	20	38
14 years old	16	11	25	52
15 years old	15	26	22	63
16 years old	27	32	33	92
17 years old	27	20	19	66
18 years old & older	0	1	0	1
Total	92	113	130	335
RACE/ETHNICITY	JUL	AUG	SEP	TOTAL
Caucasian	22	21	24	67
African American	5	5	6	16
Latino/Hispanic	3	5	5	13
Chinese	7	1	3	11
Filipino	13	14	17	44
Japanese	3	5	3	11
Korean	0	1	0	1
Hawaiian/part-Hawaiian	12	23	35	70
Samoan	9	7	9	25
Native American	0	0	1	1
All Others	18	30	26	74
Tongan	0	1	1	2
Total	92	113	130	335
MAJOR OFFENSE CATEGORY	JUL	AUG	SEP	TOTAL
Person Offenses	10	34	29	73
Drug Offenses	5	4	13	22
Sex Offenses	4	4	2	10
Property Offenses	8	12	13	33
Weapons/Intimidation Offenses	0	4	8	12
Status Offenses	59	51	60	170
Other Offenses	6	4	5	15
Total	92	113	130	335

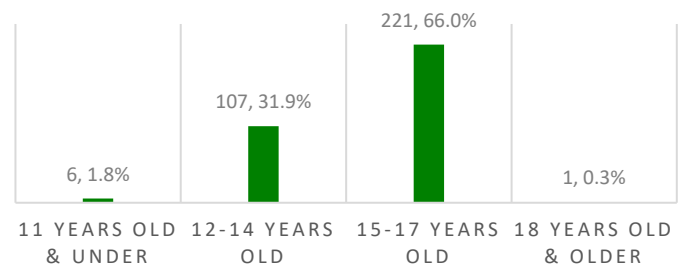
This report summarizes individual juveniles arrested in the City and County of Honolulu from July through September 2021. It includes gender, age range, race/ethnicity, and major offense category by month.

The data from this summary is pulled from the Juvenile Justice Information System (JJIS), a statewide database that organizes information gathered from all county police departments, family courts, departments of the prosecuting attorney, and the juvenile correctional facility.

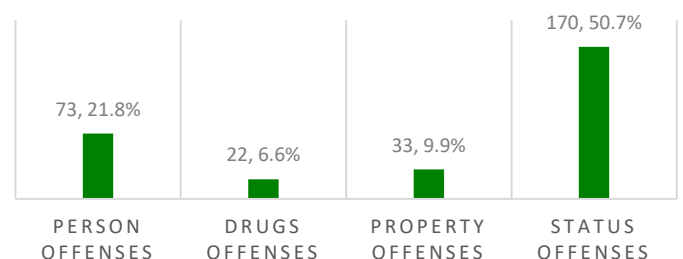
INDIVIDUALS ARRESTED BY GENDER



INDIVIDUALS ARRESTED BY AGE RANGE



INDIVIDUALS ARRESTED BY SELECTED OFFENSE TYPES



*Number of individual juveniles arrested in a quarter.

MAUI COUNTY ARREST DATA SUMMARY

JULY - SEPTEMBER 2021

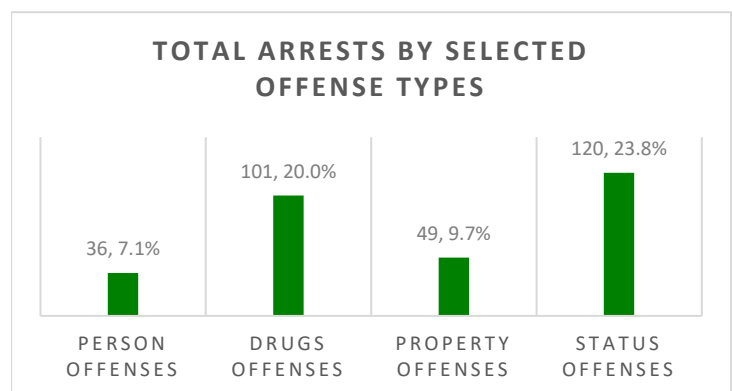
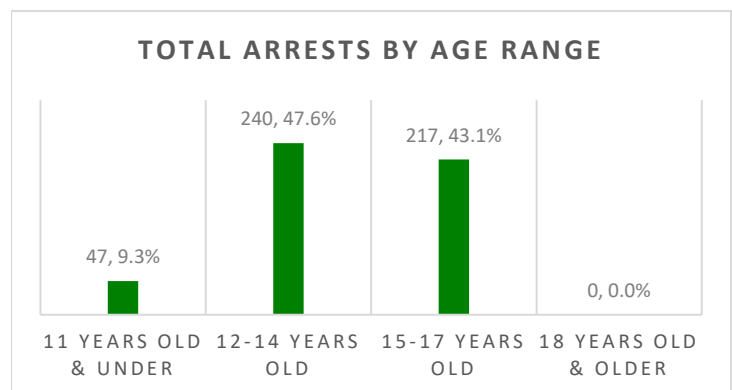
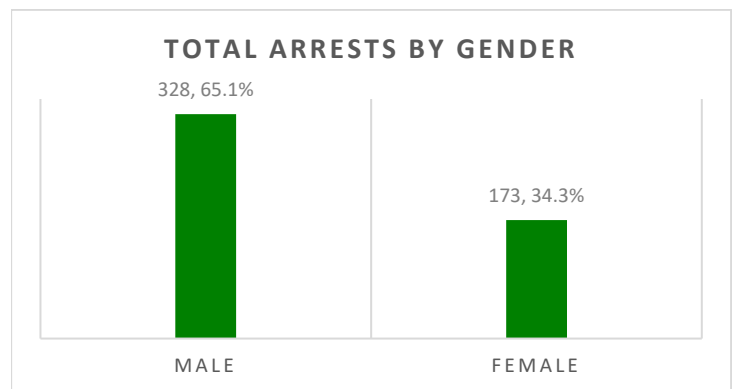
TOTAL JUVENILE ARRESTS*

GENDER	JUL	AUG	SEP	TOTAL
Male	37	113	178	328
Female	29	72	72	173
Missing	0	0	3	3
Total	66	185	253	504
AGE RANGE	JUL	AUG	SEP	TOTAL
10 years old & under	5	8	15	28
11 years old	2	9	8	19
12 years old	6	24	44	74
13 years old	3	32	44	79
14 years old	12	21	54	87
15 years old	9	33	34	76
16 years old	11	37	27	75
17 years old	18	21	27	66
18 years old & older	0	0	0	0
Total	66	185	253	504
RACE/ETHNICITY	JUL	AUG	SEP	TOTAL
Caucasian	13	31	57	101
African American	4	6	5	15
Latino/Hispanic	0	0	6	6
Chinese	1	2	0	3
Filipino	12	40	49	101
Japanese	2	13	4	19
Other Asian/Mixed	0	2	3	5
Asian	0	2	3	5
Hawaiian/part-Hawaiian	23	75	101	199
Samoan	0	0	1	1
Other Pacific Islander	7	10	22	39
Mixed Race	0	1	0	1
All Others	2	1	1	4
Unknown	0	0	1	1
Tongan	2	4	3	9
Total	66	185	253	504
MAJOR OFFENSE CATEGORY	JUL	AUG	SEP	TOTAL
Person Offenses	1	17	18	36
Drug Offenses	8	29	64	101
Sex Offenses	0	3	5	8
Property Offenses	5	13	31	49
Weapons/Intimidation Offenses	6	31	16	53
Status Offenses	28	39	53	120
Other Offenses	18	53	66	137
Total	66	185	253	504

*Number of arrests in a quarter.

This report summarizes total juvenile arrests in Maui County from July through September 2021. It includes gender, age range, race/ethnicity, and major offense category by month.

The data from this summary is pulled from the Juvenile Justice Information System (JJIS), a statewide database that organizes information gathered from all county police departments, family courts, departments of the prosecuting attorney, and the juvenile correctional facility.



MAUI COUNTY ARREST DATA SUMMARY

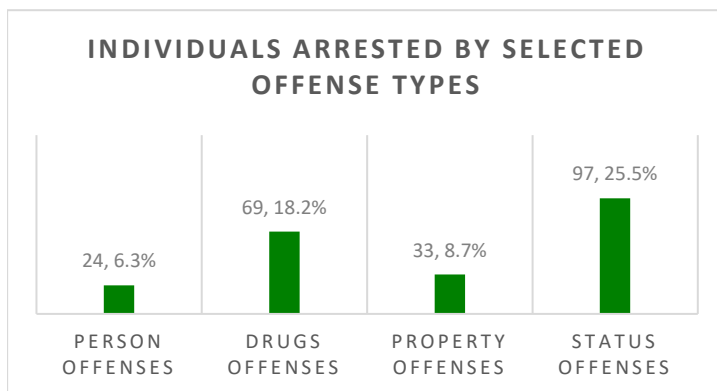
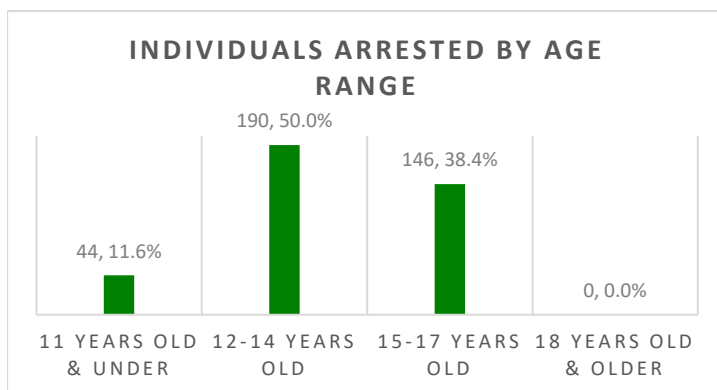
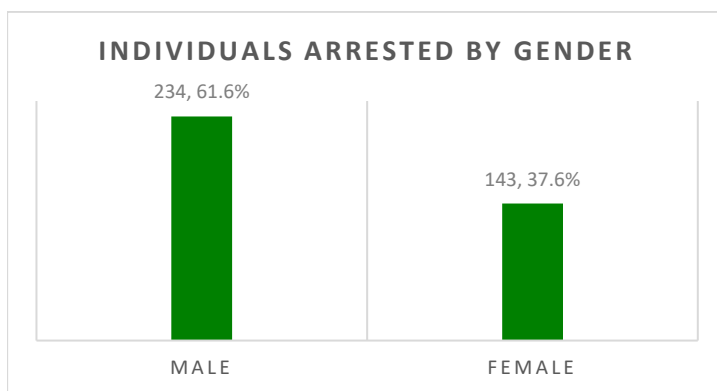
JULY - SEPTEMBER 2021

INDIVIDUAL JUVENILES ARRESTED*

GENDER	JUL	AUG	SEP	TOTAL
Male	32	80	122	234
Female	25	62	56	143
Missing	0	0	3	3
Total	57	142	181	380
AGE RANGE	JUL	AUG	SEP	TOTAL
10 years old & under	5	7	13	25
11 years old	2	9	8	19
12 years old	6	17	31	54
13 years old	3	29	34	66
14 years old	12	19	39	70
15 years old	7	21	19	47
16 years old	9	25	21	55
17 years old	13	15	16	44
18 years old & older	0	0	0	0
Total	57	142	181	380
RACE/ETHNICITY	JUL	AUG	SEP	TOTAL
Caucasian	13	26	42	81
African American	3	4	2	9
Latino/Hispanic	0	0	2	2
Chinese	1	2	0	3
Filipino	12	29	36	77
Japanese	2	3	4	9
Other Asian/Mixed Asian	0	2	3	5
Hawaiian/part-Hawaiian	15	60	74	149
Samoan	0	0	1	1
Other Pacific Islander	7	10	12	29
Mixed Race	0	1	0	1
All Others	2	1	1	4
Unknown	0	0	1	1
Tongan	2	4	3	9
Total	57	142	181	380
MAJOR OFFENSE CATEGORY	JUL	AUG	SEP	TOTAL
Person Offenses	1	10	13	24
Drug Offenses	7	19	43	69
Sex Offenses	0	3	4	7
Property Offenses	5	8	20	33
Weapons/Intimidation Offenses	3	24	12	39
Status Offenses	28	31	38	97
Other Offenses	13	47	51	111
Total	57	142	181	380

This report summarizes individual juveniles arrested in Maui County from July through September 2021. It includes gender, age range, race/ethnicity, and major offense category by month.

The data from this summary is pulled from the Juvenile Justice Information System (JJIS), a statewide database that organizes information gathered from all county police departments, family courts, departments of the prosecuting attorney, and the juvenile correctional facility.



*Number of individual juveniles arrested in a quarter.

HAWAII COUNTY ARREST DATA SUMMARY

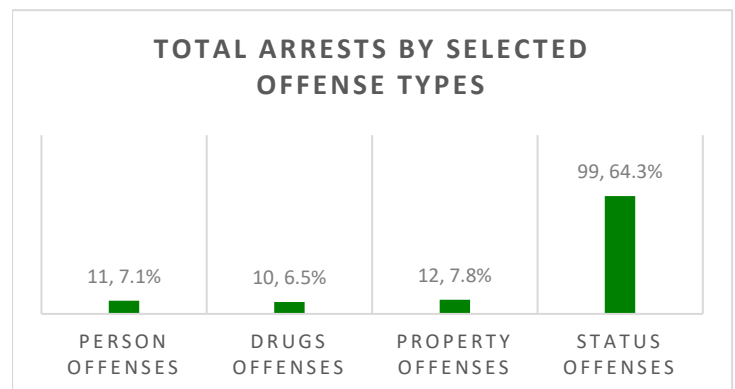
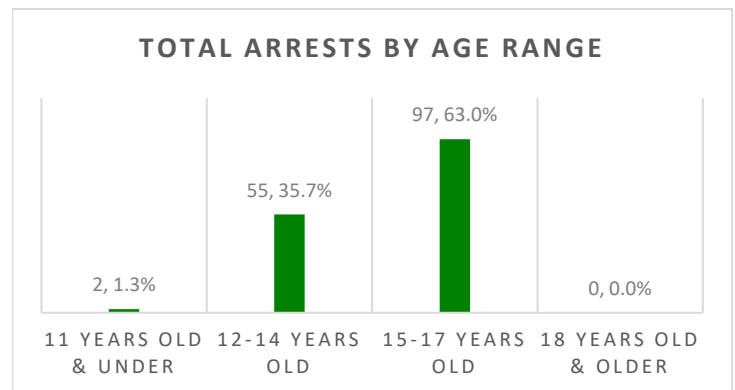
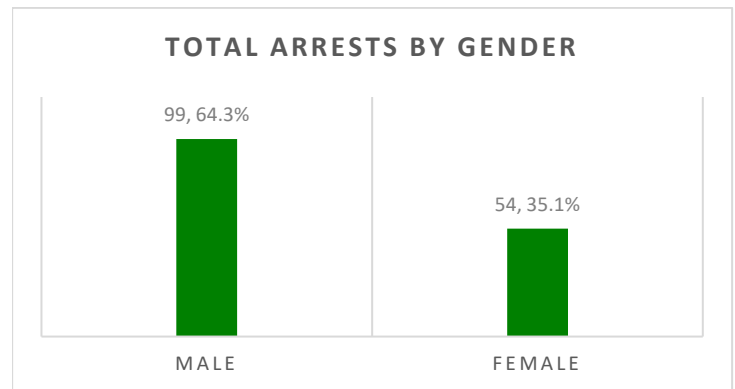
JULY - SEPTEMBER 2021

TOTAL JUVENILE ARRESTS*

GENDER	JUL	AUG	SEP	TOTAL
Male	29	26	44	99
Female	23	17	14	54
Missing	0	1	0	1
Total	52	44	58	154
AGE RANGE	JUL	AUG	SEP	TOTAL
10 years old & under	0	0	0	0
11 years old	0	0	2	2
12 years old	3	2	0	5
13 years old	4	2	11	17
14 years old	9	6	18	33
15 years old	9	10	8	27
16 years old	19	12	11	42
17 years old	8	12	8	28
18 years old & older	0	0	0	0
Total	52	44	58	154
RACE/ETHNICITY	JUL	AUG	SEP	TOTAL
Caucasian	12	7	4	23
African American	1	3	3	7
Latino/Hispanic	11	2	1	14
Filipino	0	7	13	20
Japanese	3	0	2	5
Other Asian/Mixed Asian	2	1	0	3
Hawaiian/part-Hawaiian	10	13	18	41
Samoan	0	1	10	11
Other Pacific Islander	9	8	2	19
Unknown	4	2	5	11
Total	52	44	58	154
MAJOR OFFENSE CATEGORY	JUL	AUG	SEP	TOTAL
Person Offenses	1	5	5	11
Drug Offenses	3	3	4	10
Sex Offenses	1	0	0	1
Property Offenses	2	0	10	12
Weapons/Intimidation Offenses	2	1	3	6
Status Offenses	42	30	27	99
Other Offenses	1	5	9	15
Total	52	44	58	154

This report summarizes total juvenile arrests in Hawaii County from July through September 2021. It includes gender, age range, race/ethnicity, and major offense category by month.

The data from this summary is pulled from the Juvenile Justice Information System (JJIS), a statewide database that organizes information gathered from all county police departments, family courts, departments of the prosecuting attorney, and the juvenile correctional facility.



*Number of arrests in a quarter.

HAWAII COUNTY ARREST DATA SUMMARY

JULY - SEPTEMBER 2021

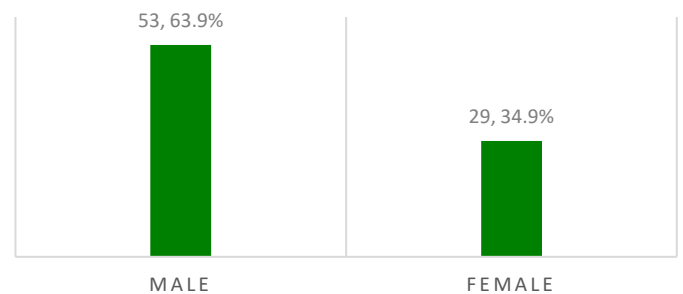
INDIVIDUAL JUVENILES ARRESTED*

GENDER	JUL	AUG	SEP	TOTAL
Male	21	18	14	53
Female	15	9	5	29
Missing	0	1	0	1
Total	36	28	19	83
AGE RANGE	JUL	AUG	SEP	TOTAL
10 years old & under	0	0	0	0
11 years old	0	0	2	2
12 years old	2	1	0	3
13 years old	4	2	1	7
14 years old	5	4	6	15
15 years old	7	5	2	14
16 years old	11	7	6	24
17 years old	7	9	2	18
18 years old & older	0	0	0	0
Total	36	28	19	83
RACE/ETHNICITY	JUL	AUG	SEP	TOTAL
Caucasian	10	4	2	16
African American	1	1	2	4
Latino/Hispanic	5	2	1	8
Filipino	0	4	3	7
Japanese	2	0	1	3
Other Asian/Mixed Asian	2	1	0	3
Hawaiian/part-Hawaiian	8	9	4	21
Samoan	0	1	0	1
Other Pacific Islander	4	5	1	10
Unknown	4	1	5	10
Total	36	28	19	83
MAJOR OFFENSE CATEGORY	JUL	AUG	SEP	TOTAL
Person Offenses	1	3	2	6
Drug Offenses	2	2	2	6
Sex Offenses	1	0	0	1
Property Offenses	1	0	1	2
Weapons/Intimidation Offenses	0	1	0	1
Status Offenses	31	22	13	66
Other Offenses	0	0	1	1
Total	36	28	19	83

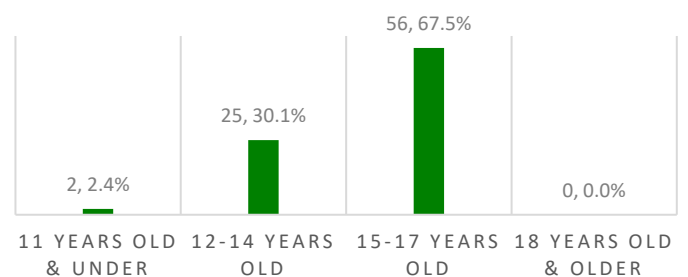
This report summarizes individual juveniles arrested in Hawaii County from July through September 2021. It includes gender, age range, race/ethnicity, and major offense category by month.

The data from this summary is pulled from the Juvenile Justice Information System (JJIS), a statewide database that organizes information gathered from all county police departments, family courts, departments of the prosecuting attorney, and the juvenile correctional facility.

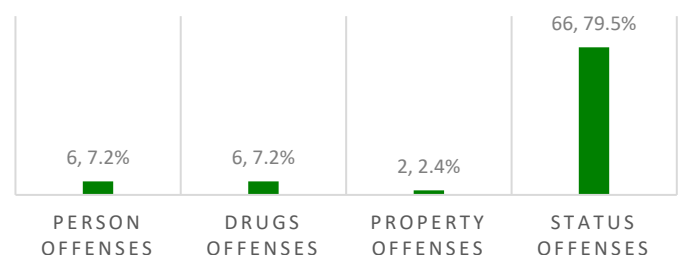
INDIVIDUALS ARRESTED BY GENDER



INDIVIDUALS ARRESTED BY AGE RANGE



INDIVIDUALS ARRESTED BY SELECTED OFFENSE TYPES



*Number of individual juveniles arrested in a quarter.

KAUAI COUNTY ARREST DATA SUMMARY

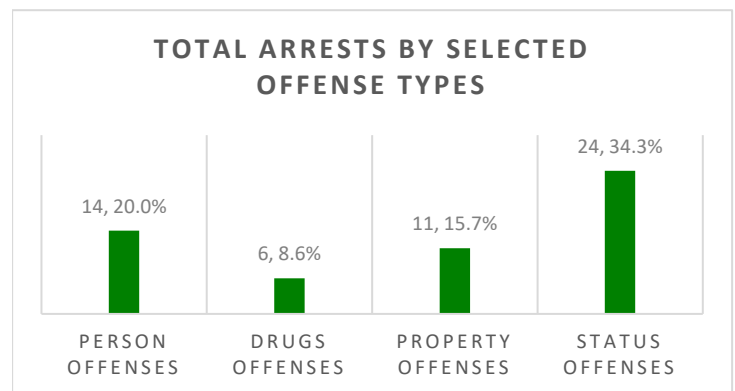
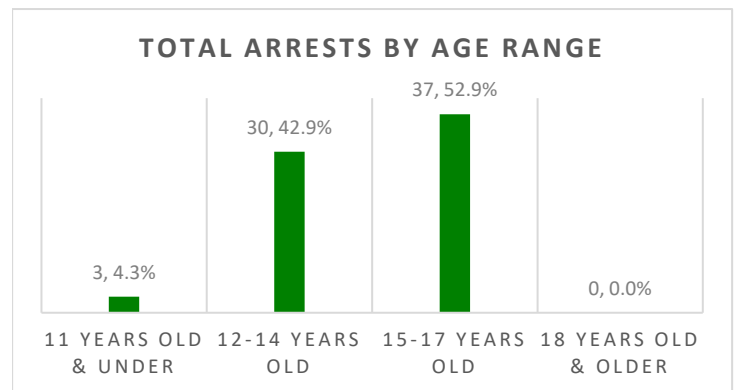
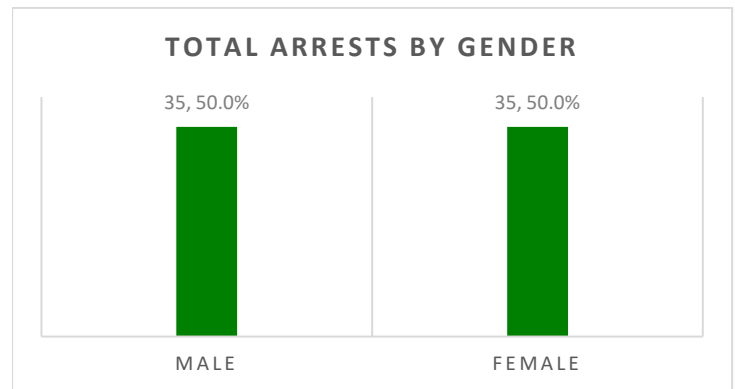
JULY - SEPTEMBER 2021

TOTAL JUVENILE ARRESTS*

GENDER	JUL	AUG	SEP	TOTAL
Male	3	13	19	35
Female	4	15	16	35
Total	7	28	35	70
AGE RANGE	JUL	AUG	SEP	TOTAL
10 years old & under	3	0	0	3
11 years old	0	0	0	0
12 years old	0	1	2	3
13 years old	0	4	8	12
14 years old	0	9	6	15
15 years old	3	8	10	21
16 years old	0	3	4	7
17 years old	1	3	5	9
18 years old & older	0	0	0	0
Total	7	28	35	70
RACE/ETHNICITY	JUL	AUG	SEP	TOTAL
Caucasian	5	14	7	26
African American	0	0	1	1
Filipino	0	2	5	7
Other Asian/Mixed Asian	0	0	1	1
Hawaiian/part-Hawaiian	0	5	10	15
Other Pacific Islander	2	7	11	20
Total	7	28	35	70
MAJOR OFFENSE CATEGORY	JUL	AUG	SEP	TOTAL
Person Offenses	0	7	7	14
Drug Offenses	0	5	1	6
Property Offenses	3	1	7	11
Weapons/Intimidation Offenses	0	0	8	8
Status Offenses	4	15	5	24
Other Offenses	0	0	7	7
Total	7	28	35	70

This report summarizes total juvenile arrests in Kauai County from July through September 2021. It includes gender, age range, race/ethnicity, and major offense category by month.

The data from this summary is pulled from the Juvenile Justice Information System (JJIS), a statewide database that organizes information gathered from all county police departments, family courts, departments of the prosecuting attorney, and the juvenile correctional facility.



*Number of arrests in a quarter.

KAUAI COUNTY ARREST DATA SUMMARY

JULY - SEPTEMBER 2021

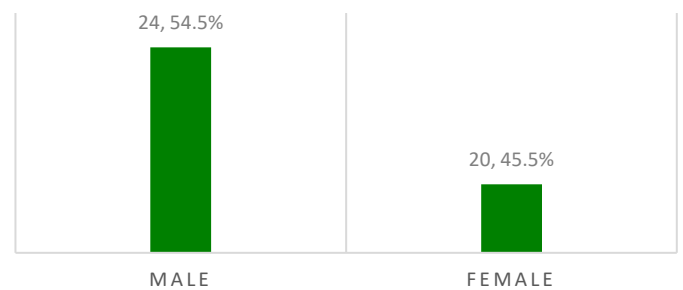
INDIVIDUAL JUVENILES ARRESTED*

GENDER	JUL	AUG	SEP	TOTAL
Male	1	12	11	24
Female	3	8	9	20
Total	4	20	20	44
AGE RANGE	JUL	AUG	SEP	TOTAL
10 years old & under	1	0	0	1
11 years old	0	0	0	0
12 years old	0	1	2	3
13 years old	0	4	5	9
14 years old	0	5	4	9
15 years old	2	4	4	10
16 years old	0	3	3	6
17 years old	1	3	2	6
18 years old & older	0	0	0	0
Total	4	20	20	44
RACE/ETHNICITY	JUL	AUG	SEP	TOTAL
Caucasian	3	7	4	14
African American	0	0	1	1
Filipino	0	2	4	6
Other Asian/Mixed Asian	0	0	1	1
Hawaiian/part-Hawaiian	0	5	4	9
Other Pacific Islander	1	6	6	13
Total	4	20	20	44
MAJOR OFFENSE CATEGORY	JUL	AUG	SEP	TOTAL
Person Offenses	0	5	4	9
Drug Offenses	0	5	1	6
Property Offenses	1	1	5	7
Weapons/Intimidation Offenses	0	0	6	6
Status Offenses	3	9	3	15
Other Offenses	0	0	1	1
Total	4	20	20	44

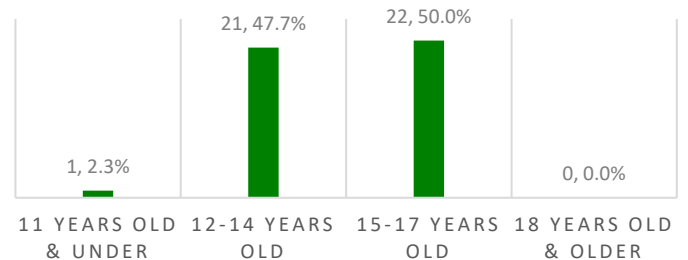
This report summarizes individual juveniles arrested in Kauai County from July through September 2021. It includes gender, age range, race/ethnicity, and major offense category by month.

The data from this summary is pulled from the Juvenile Justice Information System (JJIS), a statewide database that organizes information gathered from all county police departments, family courts, departments of the prosecuting attorney, and the juvenile correctional facility.

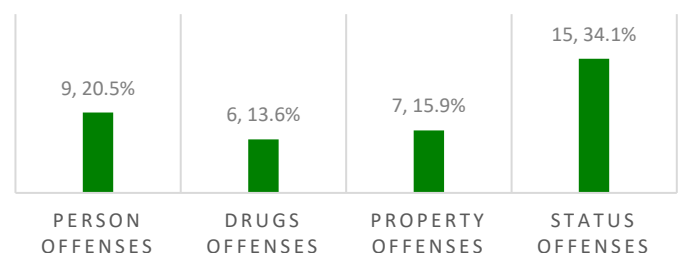
INDIVIDUALS ARRESTED BY GENDER



INDIVIDUALS ARRESTED BY AGE RANGE



INDIVIDUALS ARRESTED BY SELECTED OFFENSES TYPES



*Number of individual juveniles arrested in a quarter.

JUVENILE JUSTICE INFORMATION SYSTEM

OFFENSE CATEGORIES

The major offense categories for this report are organized into seven groups. Each major offense category is comprised of related types of delinquency. The seven major categories and their respective delinquency offenses are listed below, along with a narrative description. The specific offenses within each major category are listed in order of severity, with the most severe being the highest ranked within each major category. Thus, those offenses are reported under the seven major offense categories (person, sex, drug, weapons/intimidation, property, status, and other):

Person Offenses: Person offenses include offenses that involve detrimental physical contact acted upon a victim by the offender.

Homicide (*e.g.*, murder, negligent homicide).

Assault 1 or 2 offenses occur when there is “serious” or “substantial” bodily injury intentionally or knowingly inflicted on another person, respectively. [Starting in 2007, a criminal offense involving a person intentionally (or) knowingly causing bodily injury to any emergency medical services personnel who is engaged in the performance of duty would be charged with assault in the second degree. Starting in 2003, a criminal offense involving assault of a police officer or educational worker who is engaged in the performance of his/her duties was deemed a class C felony, or assault in the second degree]. They are both felony offenses and have been combined for this report.

Kidnapping occurs when a person intentionally or knowingly restrains another person with intent to use that person as a shield or hostage, inflict bodily injury upon that person or subject that person to a sexual offense, or terrorize that person.

Robbery includes acts in which a person uses force against another person with the intent to overcome that person’s physical resistance (or threatens to do so) in the course of committing theft.

Abuse of Family Member includes offenses for which any person physically abuses a family or household member.

Assault 3 includes offenses in which a person intentionally, knowingly, or recklessly causes bodily injury to another person, or does so negligently with a dangerous instrument. This is a misdemeanor offense.

Sex Offenses: Sex offenses are violent/person offenses (categorized separately for this report from the previous category of “Person Offenses”).

Sexual Assault 1 or 2 occurs when a person knowingly subjects another person to an act of sexual penetration by strong compulsion. They are both felony offenses and have been combined for this report.

Sexual Assault 3 occurs when a person recklessly subjects another person to sexual contact by compulsion or causes another person to have sexual contact with the person by compulsion, and is a misdemeanor offense.

Prostitution includes offenses for which a person engaged in, or agreed to engage in, sexual conduct with another person for a fee.

Open Lewdness includes offenses in which a person performed any lewd act which is likely to be

observed by others who would be affronted or alarmed.

Drug Offenses: Drug offenses include all “PUP” offending activities (*i.e.*, “possession,” “use,” or “purchase” of illicit substances), as well as drug trafficking.

Dangerous Drug offenses (*e.g.*, crystal methamphetamine, cocaine);

Harmful Drug offenses (*e.g.*, prescription medications that can act as depressants, stimulants, or have other sensational effects);

Detrimental 1 Drug offenses (*e.g.*, trafficking or marijuana);

Detrimental 2 or 3 Drug offenses (*e.g.*, PUP of marijuana);

Alcohol offenses (includes prohibitions); and

Other Drug offenses (*e.g.*, drug paraphernalia).

Weapons/Intimidation Offenses: Weapons/Intimidation offenses include weapons and/or no physical contact or relatively minor physical contact (*e.g.*, pushing, shoving).

Terroristic Threatening 1 includes offenses in which a person threatens, by word or conduct, to cause bodily injury to another person or serious damage to the property of another. Terroristic Threatening 1 is a felony C offense pertaining primarily to victims who are public servants, such as an educational administrator, counselor, or teacher, and/or involves threatening another person on more than one occasion for the same or similar purpose.

Weapons (felony) offenses involve unlawful possession of deadly weapons, such as firearms, explosives, or other destructive devices.

Terroristic Threatening 2 does not involve public servants or repeated incidences. It is a misdemeanor offense.

Harassment includes offenses in which a person commits the following types of act(s) on another—strikes, shoves, kicks, or offensive touching, insults, taunts, or challenges intended to provoke a violent response, or other offensive forms of communication (*e.g.*, telephone calls, facsimile transmissions).

Weapons (misdemeanor) offenses involve possession of prohibited weapons such as knives or brass knuckles. Misdemeanor weapons offenses can also include possession of deadly weapons, though in a less dangerous context.

Property Offenses: Property offenses include offenses involving theft or damage to another’s property.

Burglary offenses apply when a person intentionally enters or remains unlawfully in a building, with intent to commit a crime against a person or against property rights.

Unauthorized Entry Motor Vehicle/Unauthorized Control of a Propelled Vehicle (UEMV/UCPV) offenses include those in which a person exerts unauthorized control over another’s vehicle without the owner’s consent, or enters the vehicle to steal it, part of it, or property within it.

Theft 1 or 2 offenses involve theft without force. Theft 1 applies when the value of the stolen item(s) exceeds \$20,000 or is a firearm; Theft 2 applies when the value of the stolen item(s) exceeds \$300. Theft 1 and 2 are both felony offenses.

Computer/Credit Card Fraud includes offenses in which a person knowingly accesses a computer without authorization and, by means of such conduct, obtains or exerts control over the property of another,

knowingly accesses a computer, computer system or network without authorization. Credit card fraud involves the unauthorized use of another's credit card or the card's number to obtain money, goods, services, or anything else of value.

Theft 3 or 4 offenses also involve theft without force of items of lesser value. Theft 3 applies when the value of the item(s) exceeds \$100. Theft 4 applies the value is less than \$100. Both are misdemeanor offenses.

Other Property offenses are those that do not fall into the above offenses (*e.g.*, arson, criminal property damage) and where a person intentionally damages or exerts control over another's property without permission.

Status Offenses: Status offenses include offenses that are only prohibited because they are committed by someone under age eighteen.

Runaway offenses pertain to juveniles who are absent from home without parental permission.

Truancy offenses pertain to juveniles who leave school without the permission of the school or a parent/guardian.

Beyond Parental Control applies when a parent or legal guardian deems their child beyond their control and require police intervention.

Curfew offenses occur when a juvenile under age sixteen goes or remains on any public street, highway, public place, or private place held open to the public after ten o'clock in the evening and before four o'clock in the morning, unaccompanied by a parent, guardian, or adult person authorized to accompany the child.

Injurious Behavior offenses occur when a juvenile is deemed a danger to him- or herself.

Protective Supervision Violation offenses are akin to probation violations but apply to status offenders.

Other Offenses: These include all other offenses that did not fall into the above major offense categories.

Parole Violation occurs when a juvenile violates the conditions of his/her release from incarceration to parole.

Probation Violation occurs when a juvenile violates the conditions of his/her probation sentence.

Traffic offenses include a wide variety of driving offenses, including but not limited to speeding, driving without a license, reckless driving, or inattention to driving, etc.

Other offenses include offenses that do not fall into any of the above major offense categories or subcategories. These offenses include "disorderly conduct" and many county ordinances (*e.g.*, skateboarding on sidewalk, fireworks violations, park or fishing ordinance violations).