

# **Firearm-Related Violent Crimes and Registration Activity, State of Hawaii and Counties, 1994-2017**

## **Table of Contents**

### **DATA:**

**[Spreadsheet containing all data utilized for the charts, plus additional data](#)**

### **TOTAL VIOLENT CRIMES WITH FIREARMS:**

[Violent Crimes Committed with Firearms and Other Weapons, State of Hawaii, 1994-2017](#)  
[Violent Crimes Committed with Firearms and Other Weapons, City & County of Honolulu, 1994-2017](#)  
[Violent Crimes Committed with Firearms and Other Weapons, County of Hawaii, 1994-2017](#)  
[Violent Crimes Committed with Firearms and Other Weapons, County of Maui, 1994-2017](#)  
[Violent Crimes Committed with Firearms and Other Weapons, County of Kauai, 1994-2017](#)

[Rate of Violent Crimes Committed with Firearms, State of Hawaii, 1994-2017](#)  
[Rate of Violent Crimes Committed with Firearms, City & County of Honolulu, 1994-2017](#)  
[Rate of Violent Crimes Committed with Firearms, County of Hawaii, 1994-2017](#)  
[Rate of Violent Crimes Committed with Firearms, County of Maui, 1994-2017](#)  
[Rate of Violent Crimes Committed with Firearms, County of Kauai, 1994-2017](#)

[Proportion of Total Violent Crimes Committed with Firearms, State of Hawaii, 1994-2017](#)  
[Proportion of Total Violent Crimes Committed with Firearms, City & County of Honolulu, 1994-2017](#)  
[Proportion of Total Violent Crimes Committed with Firearms, County of Hawaii, 1994-2017](#)  
[Proportion of Total Violent Crimes Committed with Firearms, County of Maui, 1994-2017](#)  
[Proportion of Total Violent Crimes Committed with Firearms, County of Kauai, 1994-2017](#)

### **MURDERS WITH FIREARMS:**

[Murders Committed with Firearms and Other Weapons, State of Hawaii, 1994-2017](#)  
[Murders Committed with Firearms and Other Weapons, City & County of Honolulu, 1994-2017](#)  
[Murders Committed with Firearms and Other Weapons, County of Hawaii, 1994-2017](#)  
[Murders Committed with Firearms and Other Weapons, County of Maui, 1994-2017](#)  
[Murders Committed with Firearms and Other Weapons, County of Kauai, 1994-2017](#)

[Rate of Murders Committed with Firearms, United States and State of Hawaii, 1994-2017](#)  
[Rate of Murders Committed with Firearms, State of Hawaii, 1994-2017](#)  
[Rate of Murders Committed with Firearms, City & County of Honolulu, 1994-2017](#)  
[Rate of Murders Committed with Firearms, County of Hawaii, 1994-2017](#)  
[Rate of Murders Committed with Firearms, County of Maui, 1994-2017](#)  
[Rate of Murders Committed with Firearms, County of Kauai, 1994-2017](#)

[Proportion of Total Murders Committed with Firearms, United States and State of Hawaii, 1994-2017](#)  
[Proportion of Total Murders Committed with Firearms, State of Hawaii, 1994-2017](#)  
[Proportion of Total Murders Committed with Firearms, City & County of Honolulu, 1994-2017](#)

Proportion of Total Murders Committed with Firearms, County of Hawaii, 1994-2017  
Proportion of Total Murders Committed with Firearms, County of Maui, 1994-2017  
Proportion of Total Murders Committed with Firearms, County of Kauai, 1994-2017

**FIREARM REGISTRATIONS & PERMITS:**

Firearms Registered, State of Hawaii, 2000-2017  
Firearms Registered, City & County of Honolulu, 2000-2017  
Firearms Registered, County of Hawaii, 2000-2017  
Firearms Registered, County of Maui, 2000-2017  
Firearms Registered, County of Kauai, 2000-2017

Rate of Firearms Registered, State of Hawaii, 2000-2017  
Rate of Firearms Registered, City & County of Honolulu, 2000-2017  
Rate of Firearms Registered, County of Hawaii, 2000-2017  
Rate of Firearms Registered, County of Maui, 2000-2017  
Rate of Firearms Registered, County of Kauai, 2000-2017  
Rate of Firearms Registered, State of Hawaii and Counties, 2000-2017

Firearm Permit Applications Processed, State of Hawaii, 2000-2017  
Firearm Permit Applications Processed, City & County of Honolulu, 2000-2017  
Firearm Permit Applications Processed, County of Hawaii, 2000-2017  
Firearm Permit Applications Processed, County of Maui, 2000-2017  
Firearm Permit Applications Processed, County of Kauai, 2000-2017

Rate of Firearm Permit Applications Processed, State of Hawaii, 2000-2017  
Rate of Firearm Permit Applications Processed, City & County of Honolulu, 2000-2017  
Rate of Firearm Permit Applications Processed, County of Hawaii, 2000-2017  
Rate of Firearm Permit Applications Processed, County of Maui, 2000-2017  
Rate of Firearm Permit Applications Processed, County of Kauai, 2000-2017  
Rate of Firearms Registered, State of Hawaii and Counties, 2000-2017

**COMPARISON OF VIOLENT CRIMES vs. REGISTRATIONS & PERMITS:**

Rate of Violent Crimes Committed with Firearms and Rate of Firearms Registered, State of Hawaii, 1994-2017  
Rate of Violent Crimes Committed with Firearms and Rate of Firearms Registered, City & County of Honolulu, 1994-2017  
Rate of Violent Crimes Committed with Firearms and Rate of Firearms Registered, County of Hawaii, 1994-2017  
Rate of Violent Crimes Committed with Firearms and Rate of Firearms Registered, County of Maui, 1994-2017  
Rate of Violent Crimes Committed with Firearms and Rate of Firearms Registered, County of Kauai, 1994-2017

Rate of Violent Crimes Committed with Firearms and Rate of Permit Applications Processed, State of Hawaii, 1994-2017  
Rate of Violent Crimes Committed with Firearms and Rate of Permit Applications Processed, City & County of Honolulu, 1994-2017  
Rate of Violent Crimes Committed with Firearms and Rate of Permit Applications Processed, County of Hawaii, 1994-2017  
Rate of Violent Crimes Committed with Firearms and Rate of Permit Applications Processed, County of Maui, 1994-2017  
Rate of Violent Crimes Committed with Firearms and Rate of Permit Applications Processed, County of Kauai, 1994-2017

1994	1995	1996	1997	1998	1999	2000	2001	2002	2003	2004	2005	2006	2007	2008	2009	2010	2011	2012	2013	2014	2015	2016	2017	Total		
2,732	3,173	2,996	2,928	2,594	2,431	2,608	2,708	2,890	3,033	2,913	3,122	3,275	3,168	3,147	3,165	3,226	3,113	3,099	3,097	2,876	2,992	2,851	3,010	71,147		
422	425	315	374	311	270	266	301	319	349	307	348	359	260	309	287	286	267	262	283	288	316	361	351	7,636		
2,310	2,748	2,681	2,554	2,283	2,161	2,342	2,407	2,571	2,684	2,606	2,774	2,916	2,908	2,838	2,878	2,940	2,846	2,837	2,814	2,588	2,676	2,490	2,659	63,511		
15.4%	13.4%	10.5%	12.8%	12.0%	11.1%	10.2%	11.1%	11.0%	11.5%	10.5%	11.1%	11.0%	8.2%	9.8%	9.1%	8.9%	8.6%	8.5%	9.1%	10.0%	10.6%	12.7%	11.7%	10.7%		
84.8%	86.6%	89.5%	87.2%	88.0%	88.9%	89.8%	88.9%	89.0%	88.5%	89.5%	88.9%	89.0%	91.8%	90.2%	90.9%	91.1%	91.4%	91.5%	90.9%	90.0%	89.4%	87.3%	88.3%	89.3%		
35.9	36.0	26.6	31.4	26.1	22.8	22.0	24.6	25.6	27.9	24.3	27.3	27.2	22.3	24.0	22.3	21.0	19.4	18.8	20.2	20.3	22.1	25.3	24.6	24.7		
50	56	40	47	24	44	35	32	24	22	33	25	22	25	26	23	25	21	21	27	29	35	39	754			
24	24	17	16	6	22	8	8	11	8	7	3	6	6	11	10	6	4	7	6	4	5	18	4	241		
26	32	23	31	18	22	27	24	13	14	26	22	16	19	15	13	19	17	14	23	23	24	17	35	513		
48.0%	42.9%	42.5%	34.0%	25.0%	50.0%	22.9%	25.0%	45.8%	36.4%	21.2%	12.0%	27.3%	24.0%	42.3%	43.5%	24.0%	19.0%	33.3%	20.7%	14.8%	17.2%	51.4%	10.3%	32.0%		
52.0%	57.1%	57.5%	66.0%	75.0%	50.0%	77.1%	75.0%	54.2%	63.6%	78.8%	88.0%	72.7%	76.0%	57.7%	56.5%	76.0%	81.0%	66.7%	79.3%	85.2%	82.8%	48.6%	89.7%	68.0%		
2.0	2.0	1.4	1.3	0.5	1.9	0.7	0.7	0.9	0.6	0.6	0.2	0.5	0.5	0.9	0.8	0.4	0.3	0.5	0.4	0.3	0.3	1.3	0.3	0.8		
						6,489	6,829	6,990	6,792	6,842	8,695	8,049	8,835	10,527	12,606	12,801	15,375	21,864	22,765	19,365	19,752	21,408	16,443	232,427		
						536	558	561	540	542	682	626	688	817	979	941	1,118	1,570	1,621	1,364	1,380	1,499	1,152	751	751	
						13,617	14,305	15,822	14,924	14,661	17,982	19,971	21,784	25,996	33,678	31,390	36,741	49,893	60,757	48,324	46,813	53,400	40,635	560,693	560,693	
						1,124	1,168	1,271	1,187	1,161	1,410	1,554	1,697	2,018	2,614	2,308	2,672	3,583	4,327	3,404	3,270	3,738	2,447	1,811	1,811	1,811
						7,228	6,567	7,416	6,778	7,595	8,563	9,830	10,401	11,978	16,897	15,212	17,949	23,548	30,802	25,772	22,683	26,616	21,142	27,677	27,677	27,677
1,173,903	1,180,490	1,184,434	1,189,322	1,190,472	1,185,497	1,211,537	1,224,398	1,244,998	1,257,600	1,262,840	1,275,194	1,285,498	1,283,388	1,288,198	1,288,198	1,360,301	1,374,810	1,392,313	1,404,054	1,419,561	1,431,603	1,428,557	1,427,538	30,964,612		

1994	1995	1996	1997	1998	1999	2000	2001	2002	2003	2004	2005	2006	2007	2008	2009	2010	2011	2012	2013	2014	2015	2016	2017	Total		
2,262	2,665	2,526	2,379	2,100	1,963	2,062	2,160	2,297	2,340	2,285	2,336	2,262	2,387	2,372	2,294	2,330	2,167	2,171	2,055	1,963	2,119	2,002	2,155	53,896		
361	359	273	303	260	225	211	273	265	285	269	245	305	208	267	231	246	212	198	206	217	238	276	270	6,203		
1,901	2,306	2,253	2,076	1,840	1,738	1,851	1,887	2,032	2,055	2,016	2,091	2,211	2,179	2,105	2,032	2,084	1,955	1,973	1,849	1,736	1,881	1,726	1,885	47,693		
16.0%	13.5%	10.8%	12.7%	12.4%	11.5%	10.2%	12.6%	11.5%	12.2%	11.8%	10.5%	12.1%	8.7%	11.3%	10.1%	10.6%	9.8%	9.1%	10.0%	11.1%	11.2%	13.8%	12.5%	11.5%		
84.0%	86.5%	89.2%	87.3%	87.6%	88.5%	89.8%	87.4%	88.5%	87.8%	88.2%	89.5%	87.9%	91.3%	88.7%	89.9%	89.4%	90.2%	90.9%	90.0%	88.9%	88.8%	86.2%	87.5%	88.5%		
41.5	41.2	31.3	34.7	29.8	26.0	24.1	31.0	29.6	31.5	29.7	33.5	23.0	29.5	25.5	25.9	22.0	20.3	20.9	21.8	23.8	27.7	27.3	28.1	28.1		
35	38	27	34	17	37	20	20	18	15	26	15	17	19	18	14	19	14	11	18	19	15	16	32	514		
19	12	9	10	3	20	4	5	7	6	6	2	5	3	6	5	4	3	5	1	4	4	6	3	149		
16	26	18	24	14	17	16	15	11	11	12	13	12	16	12	9	15	11	11	11	11	11	10	29	365		
54.3%	31.6%	33.3%	29.4%	17.6%	54.1%	20.0%	25.0%	38.9%	40.0%	23.1%	13.3%	29.4%	15.8%	33.3%	35.7%	21.1%	21.4%	45.5%	5.6%	5.3%	26.7%	37.5%	9.4%	23.0%		
45.7%	68.4%	66.7%	70.6%	82.4%	45.9%	80.0%	75.0%	61.1%	60.0%	76.9%	86.7%	70.6%	84.2%	66.7%	64.3%	78.9%	78.6%	54.5%	94.4%	94.7%	73.3%	62.5%	90.6%	71.0%		
2.2	1.4	1.0	1.1	0.3	2.3	0.5	0.6	0.8	0.7	0.7	0.2	0.5	0.3	0.7	0.6	0.4	0.3	0.5	0.1	0.1	0.4	0.6	0.3	0.7		
						4,065	4,377	4,383	4,248	4,208	5,833	4,855	5,120	6,397	7,736	7,738	9,452	13,927	12,903	11,075	11,604	12,599	10,326	140,846		
						464	497	489	464	464	534	565	707	854	814	981	1,427	1,310	1,114	1,161	1,266	1,043	638	638	638	
						8,237	9,057	10,129	9,079	8,524	11,307	12,452	13,641	16,641	21,631	19,853	23,470	30,289	35,081	28,851	28,165	31,613	25,299	343,319	343,319	
						940	1,028	1,130	1,003	940	1,407	1,506	1,329	1,828	2,089	2,436	3,104	3,563	2,902	2,818	3,175	2,554	1,555	1,555	1,555	1,555
						4,917	4,361	4,948	4,360	4,886	5,580	6,388	7,069	8,266	11,450	10,167	11,869	13,900	18,729	16,505	14,029	16,856	13,751	17,031	17,031	17,031
869,959	871,369	871,609	873,115	871,768	864,571	876,156	881,295	896,019	905,301	906,589	908,524	909,863	905,601	905,034	906,349	950,268	963,465	975,875	984,683	994,034	999,307	995,572	990,384	22,076,707		

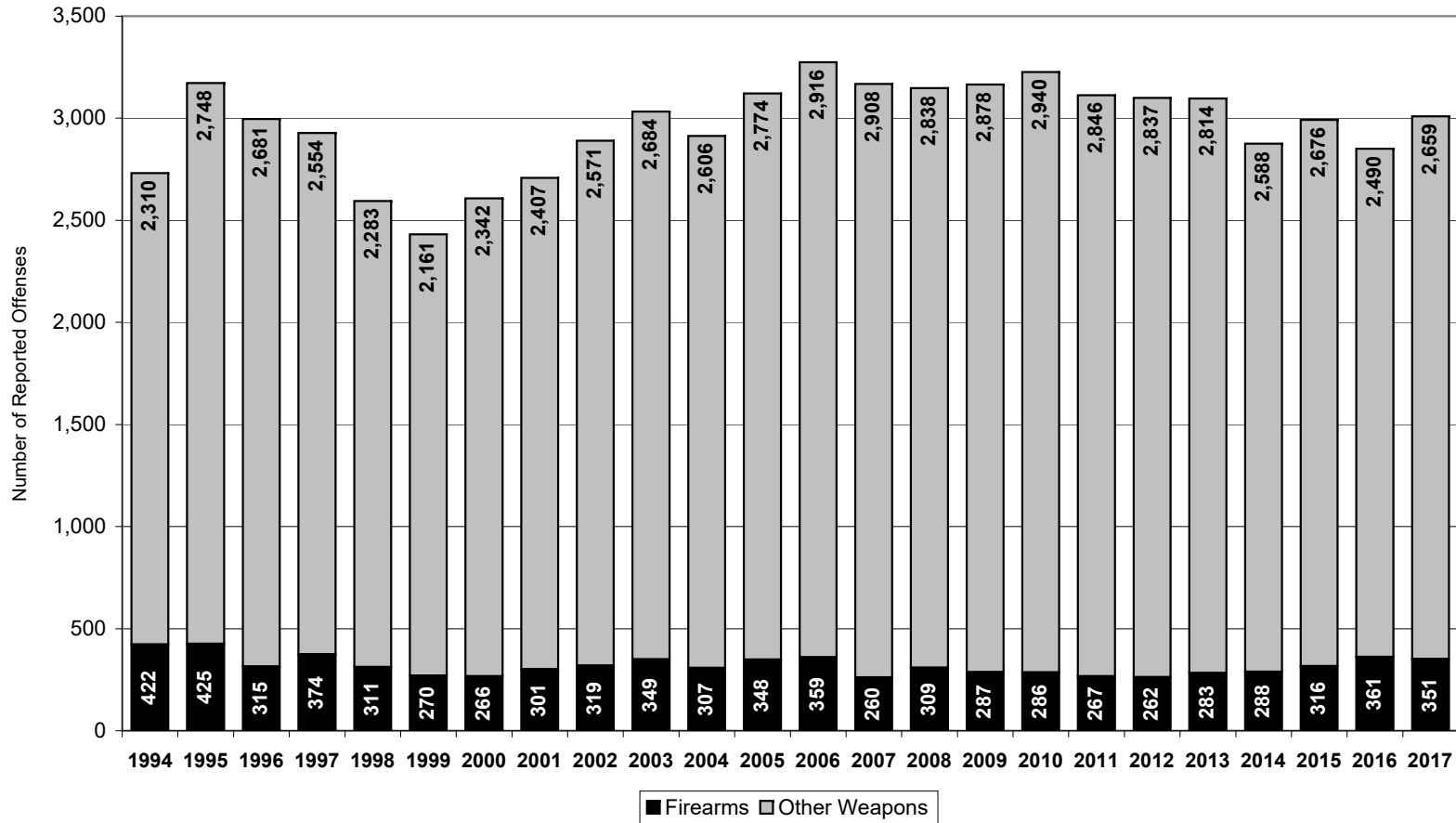
1994	1995	1996	1997	1998	1999	2000	2001	2002	2003	2004	2005	2006	2007	2008	2009	2010	2011	2012	2013	2014	2015	2016	2017	Total	
221	256	202	238	210	195	184	209	186	247	204	453	368	373	363	402	429	428	380	492	354	306	352	366	7,418	
20	31	15	34	24	14	22	15	22	24	14	88	38	37	20	37	23	27	30	55	44	43	49	62	788	
201	225	187	204	186	181	162	194	164	223	190	365	330	336	343	365	406	401	350	437	310	263	303	304	6,630	
9.0%	12.1%	7.4%	14.3%	11.4%	7.2%	12.0%	7.2%	11.8%	9.7%	14.9%	10.3%	9.9%	5.4%	9.2%	5.4%	6.3%	7.9%	11.2%	12.4%	14.1%	13.9%	16.9%	10.6%	10.6%	
91.0%	87.9%	92.6%	85.7%	88.6%	92.8%	88.0%	92.8%	88.2%	90.3%	93.1%	80.6%	89.7%	90.1%	94.5%	90.8%	94.6%	93.7%	92.1%	88.8%	87.6%	85.9%	86.1%	83.1%	89.4%	
14.8	22.5	10.8	24.1	16.9	9.8	14.8	9.9	14.2	15.3	8.8	53.5	22.2	26.1	11.4	21.1	12.2	14.4	15.9	28.8	22.8	21.9	25.0	31.2	19.8	
7	10	8	9	3	5	4	8	5	6	3	5	4	5	4	5	3	3	5	9	3	8	9	5	136	
2	7	5	5	0	1	1	2	4	2	1	0	1	3	2	3	2	0	2	4	1	1	8	1	56	
5	3	3	4	3	4	3	6	1	4	2	5	3	2	2	2	3	3	3	5	2	7	1	4	80	
28.6%	70.0%	62.5%	55.6%	0.0%	20.0%	25.0%	25.0%	80.0%	33.3%	33.3%	0.0%	25.0%	60.0%	50.0%	60.0%	0.0%	0.0%	40.0%	44.4%	33.3%	12.5%	88.9%	20.0%	41.2%	
71.4%	30.0%	37.5%	44.4%	100.0%	80.0%	75.0%	75.0%	20.0%	66.7%	66.7%	100.0%	75.0%	40.0%	50.0%	40.0%	100.0%	100.0%	60.0%	55.6%	66.7%	87.5%	11.1%	80.0%	58.8%	
1.5	5.1	3.6	3.6	0.0	0.7	0.7	1.3	0.6	1.3	0.6	0.0	0.6	1.1	1.1	1.7	0.0	1.1	0.5	1.1	0.5	0.1	0.5	1.4	1.4	
						11,446	11,772	11,555	13,811	12,683	13,989	15,595	17,994	21,426	24,220	27,675	33,881	5,355	4,463	4,377	4,669	3,223	4,683	4,683	46,683
						771	771	746	883	807	844	932	1,264	1,126	1,381	1,282	1,590	2,052	2,807	2,313	2,231	2,377	1,619	1,174	1,174
						2,903	2,753	2,973	3,290	3,382	3,976	4,377	5,106	6,727	5,886	6,603	10,134	14,458	10,930	10,228	11,585	8,328	11,677	11,677	11,677
						1,953	1,810	1,921	2,104	1,973	2,055	2,323	3,085	2,905	3,829	3,117	3,530	5,359	7,579	5,665	5,214	5,899	4,184	2,926	2,926
						1,241	1,196	1,286	1,376	1,344	1,615	1,768	1,813	2,327	1,813	2,732									

1.8	5.4	3.5	0.0	0.0	0.0	3.4	0.0	0.0	0.0	0.0	0.0	0.0	0.0	1.6	0.0	2.9	1.5	0.0	0.0	1.4	0.0	4.2	0.0	1.1
483	386	582	379	500	606	774	903	887	876	847	983	1,279	1,713	1,741	1,593	1,889	1,232	17,653						
826	652	971	626	820	969	1,228	1,437	1,393	1,387	1,246	1,450	1,865	2,484	2,474	2,237	2,630	1,705	1,169						
1,011	1,009	1,238	855	977	1,404	1,445	1,515	1,615	2,004	1,669	2,099	2,679	3,651	3,807	3,365	4,542	2,887	37,772						
1,729	1,704	2,065	1,412	1,602	2,245	2,294	2,411	2,536	3,173	2,455	3,096	3,907	5,295	5,411	4,726	6,324	3,996	2,501						
429	416	547	343	429	433	681	547	605	731	652	982	1,252	1,680	1,802	1,507	1,812	1,352	16,200						
55,686	56,055	56,463	56,254	56,208	56,539	58,463	59,223	59,946	60,558	61,000	62,535	63,004	62,828	63,689	63,164	67,976	67,807	68,563	68,952	70,361	71,203	71,822	72,253	1,510,552

1994	1995	1996	1997	1998	1999	2000	2001	2002	2003	2004	2005	2006	2007	2008	2009	2010	2011	2012	2013	2014	2015	2016	2017	Total
23,326	21,606	19,645	18,208	16,974	15,522	15,586	16,037	16,229	16,528	16,148	16,740	17,309	17,128	16,465	15,399	14,722	14,661	14,856	14,319	14,164	15,883	17,250		384,705
15,463	13,790	10,744	10,729	9,257	8,480	8,661	8,719	9,528	9,659	9,385	10,158	10,177	10,129	9,528	9,199	8,874	8,583	8,897	8,454	8,312	9,778	11,004		227,508
66.3%	63.8%	54.7%	58.9%	54.5%	54.6%	55.6%	54.4%	58.7%	58.4%	58.1%	60.7%	58.8%	59.1%	57.9%	59.7%	60.3%	58.5%	59.9%	59.0%	58.7%	61.6%	63.8%	#DIV/0!	59.1%
5.9	5.2	4.1	4.0	3.4	3.1	3.1	3.1	3.3	3.3	3.2	3.4	3.4	3.4	3.1	3.0	2.9	2.8	2.8	2.7	2.6	3.0	3.4	#DIV/0!	3.4
#####	262,803,276	265,228,572	267,783,607	270,248,003	272,690,813	281,421,906	285,317,559	287,973,924	290,788,976	293,656,842	296,507,061	299,398,484	301,621,157	304,059,724	307,006,550	309,330,219	311,587,816	313,873,685	316,497,531	318,907,401	320,896,618	323,127,513		6,761,054,258

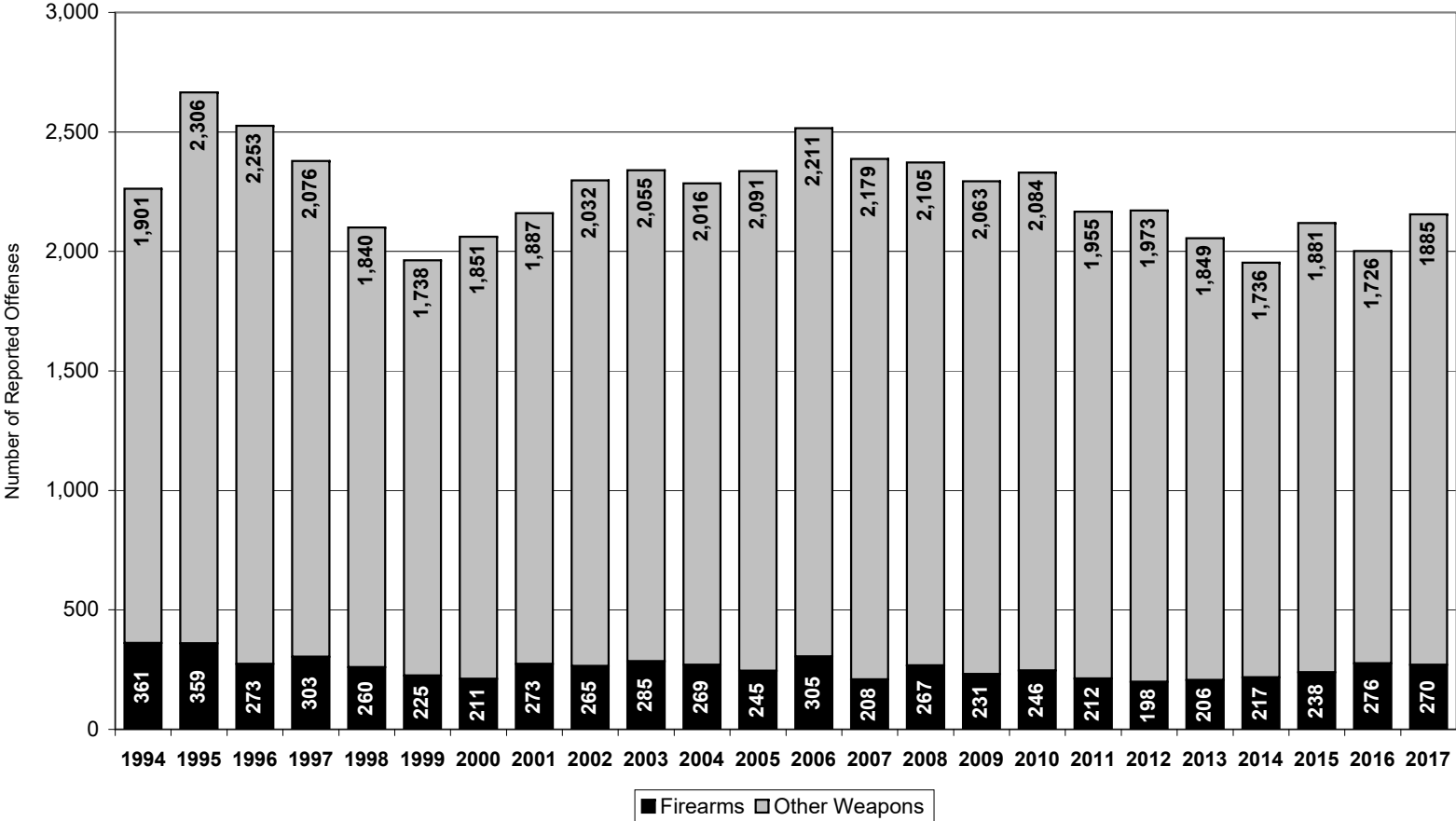
## Violent Crimes Committed with Firearms and Other Weapons, State of Hawaii, 1994-2017

Source: Hawaii Department of the Attorney General (Uniform Crime Reporting Program)



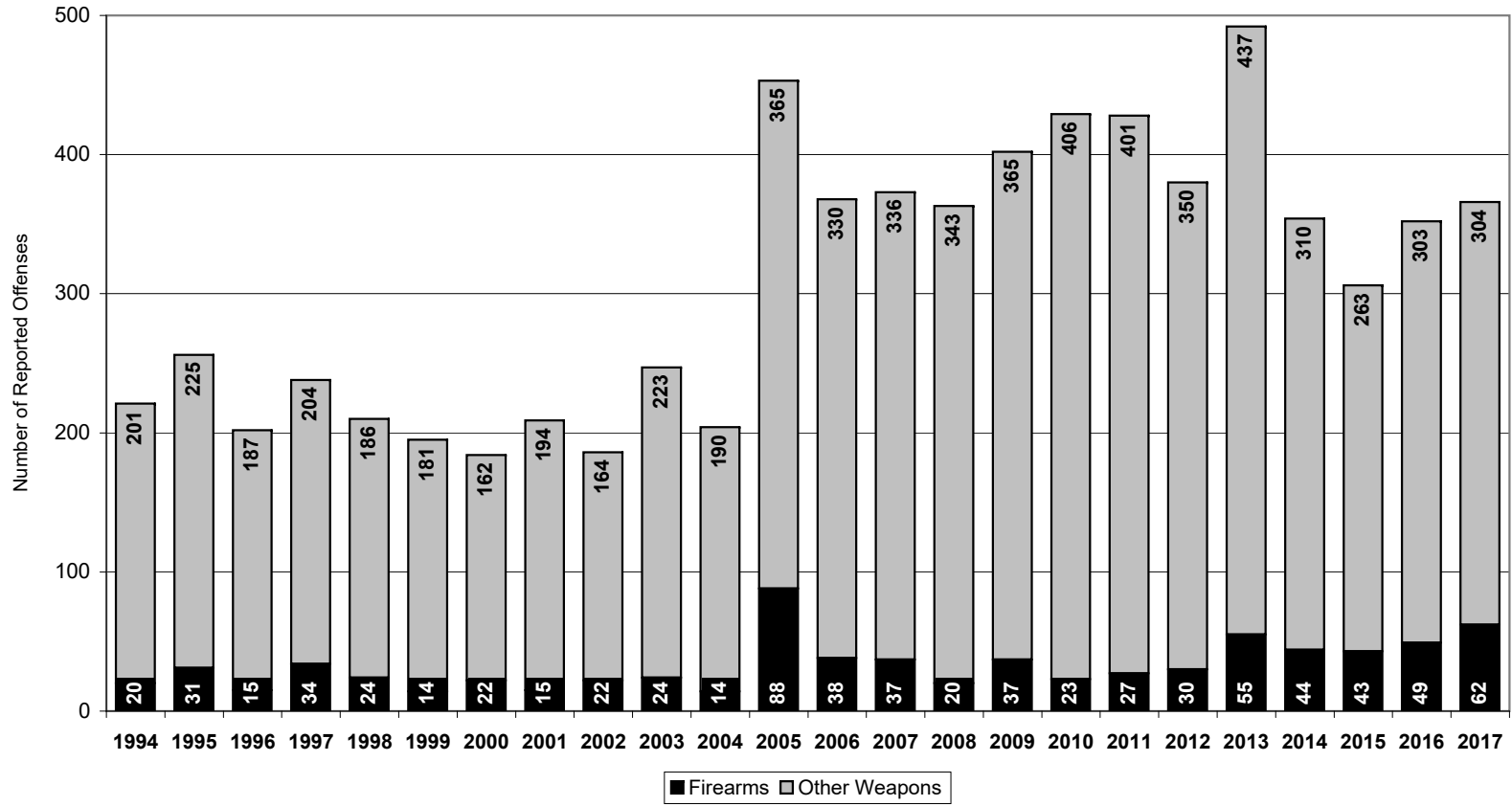
# Violent Crimes Committed with Firearms and Other Weapons, City & County of Honolulu, 1994-2017

Source: Hawaii Department of the Attorney General (Uniform Crime Reporting Program)



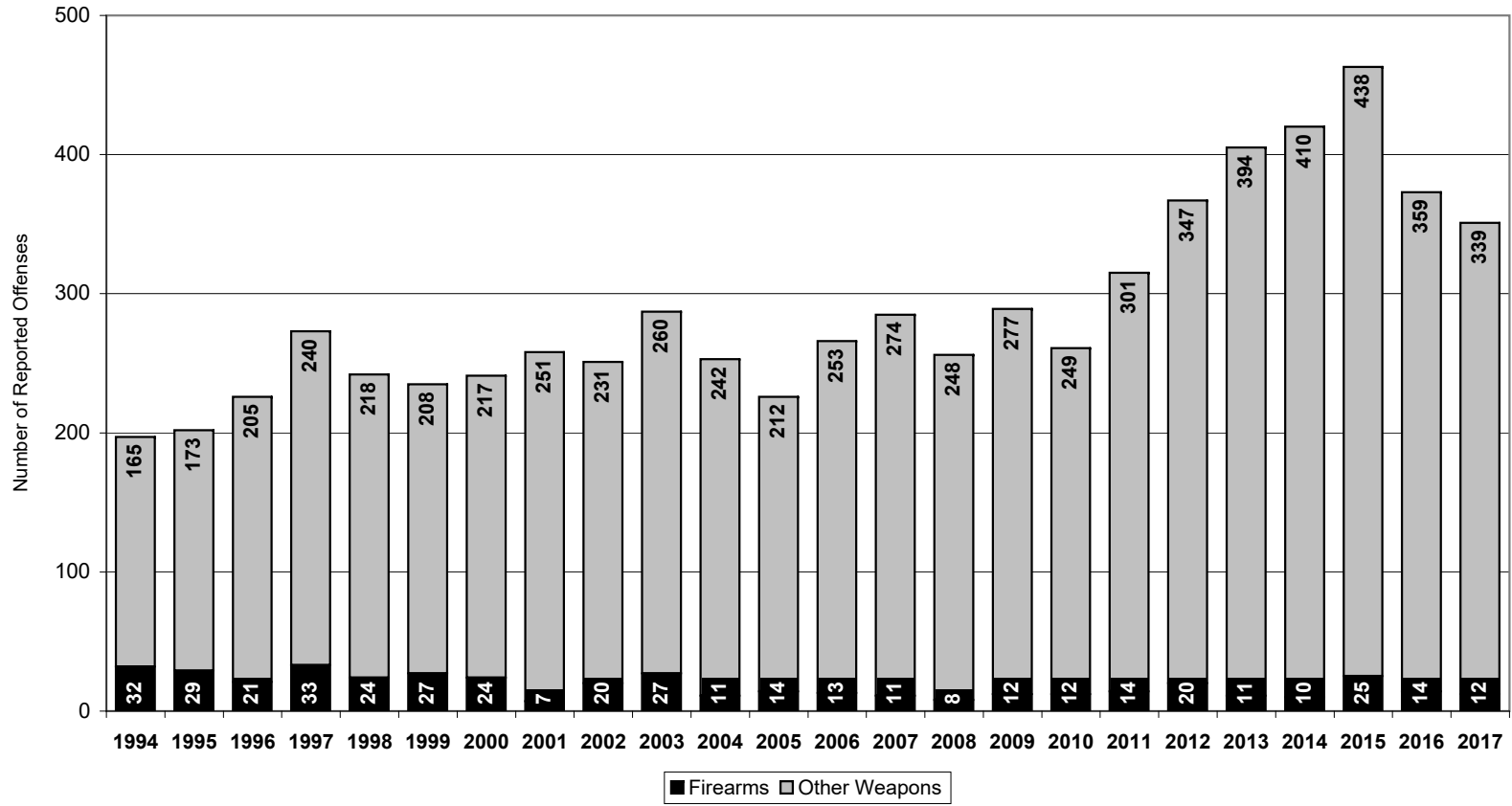
# Violent Crimes Committed with Firearms and Other Weapons, County of Hawaii, 1994-2017

Source: Hawaii Department of the Attorney General (Uniform Crime Reporting Program)



# Violent Crimes Committed with Firearms and Other Weapons, County of Maui, 1994-2017

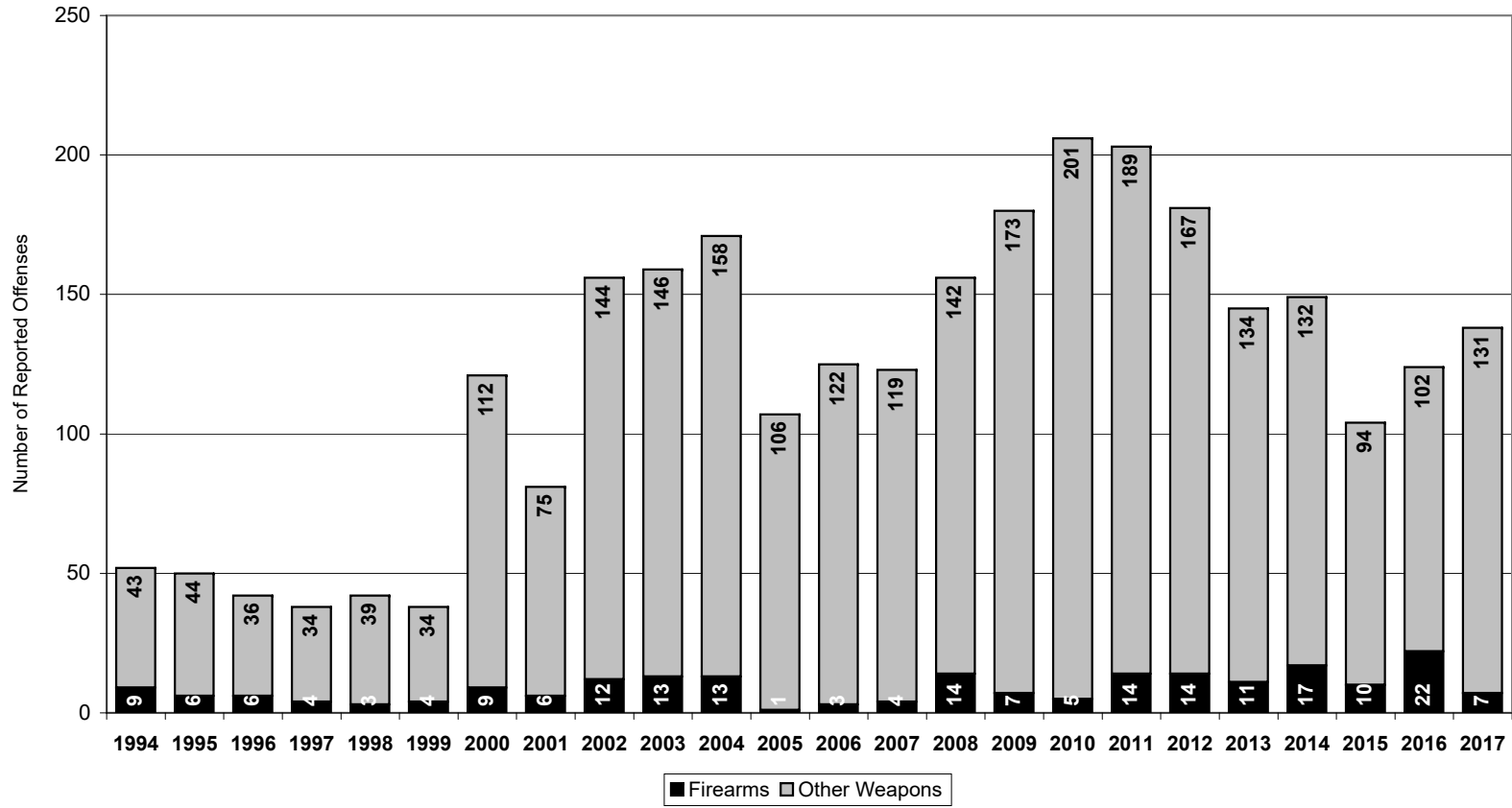
Source: Hawaii Department of the Attorney General (Uniform Crime Reporting Program)





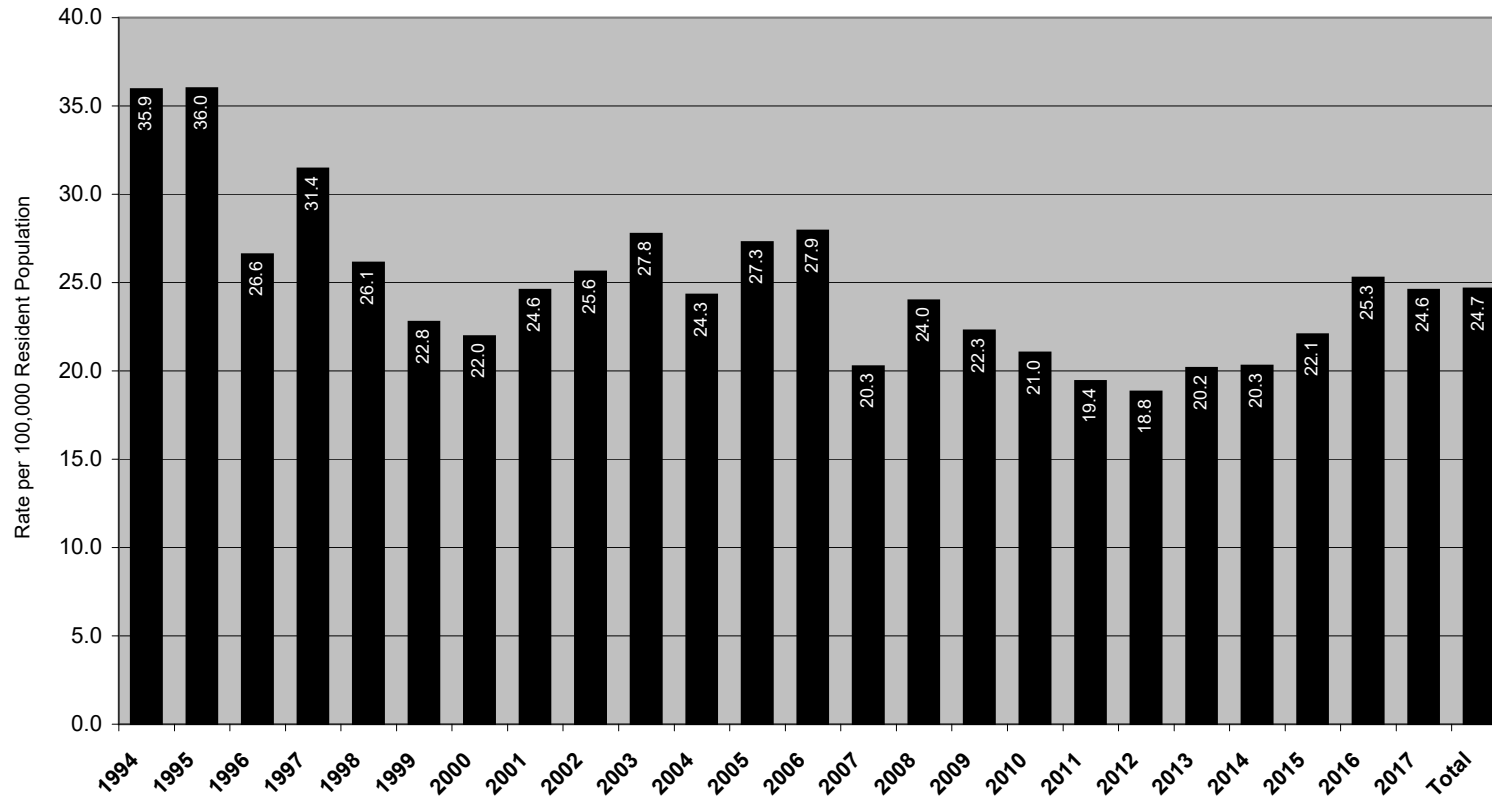
# Violent Crimes Committed with Firearms and Other Weapons, County of Kauai, 1994-2017

Source: Hawaii Department of the Attorney General (Uniform Crime Reporting Program)



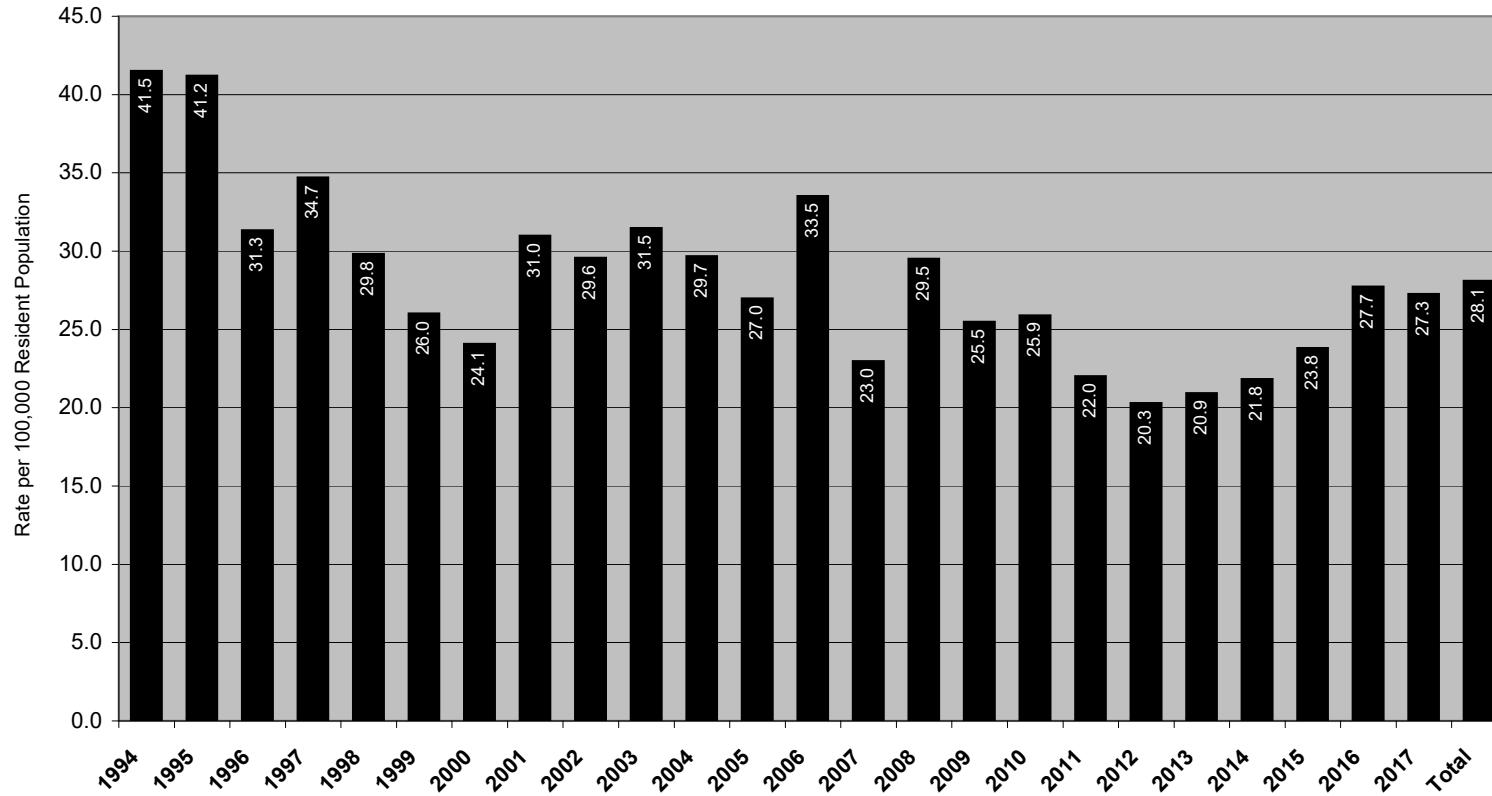
# Rate of Violent Crimes Committed with Firearms, State of Hawaii, 1994-2017

Source: Hawaii Department of the Attorney General (Uniform Crime Reporting Program)



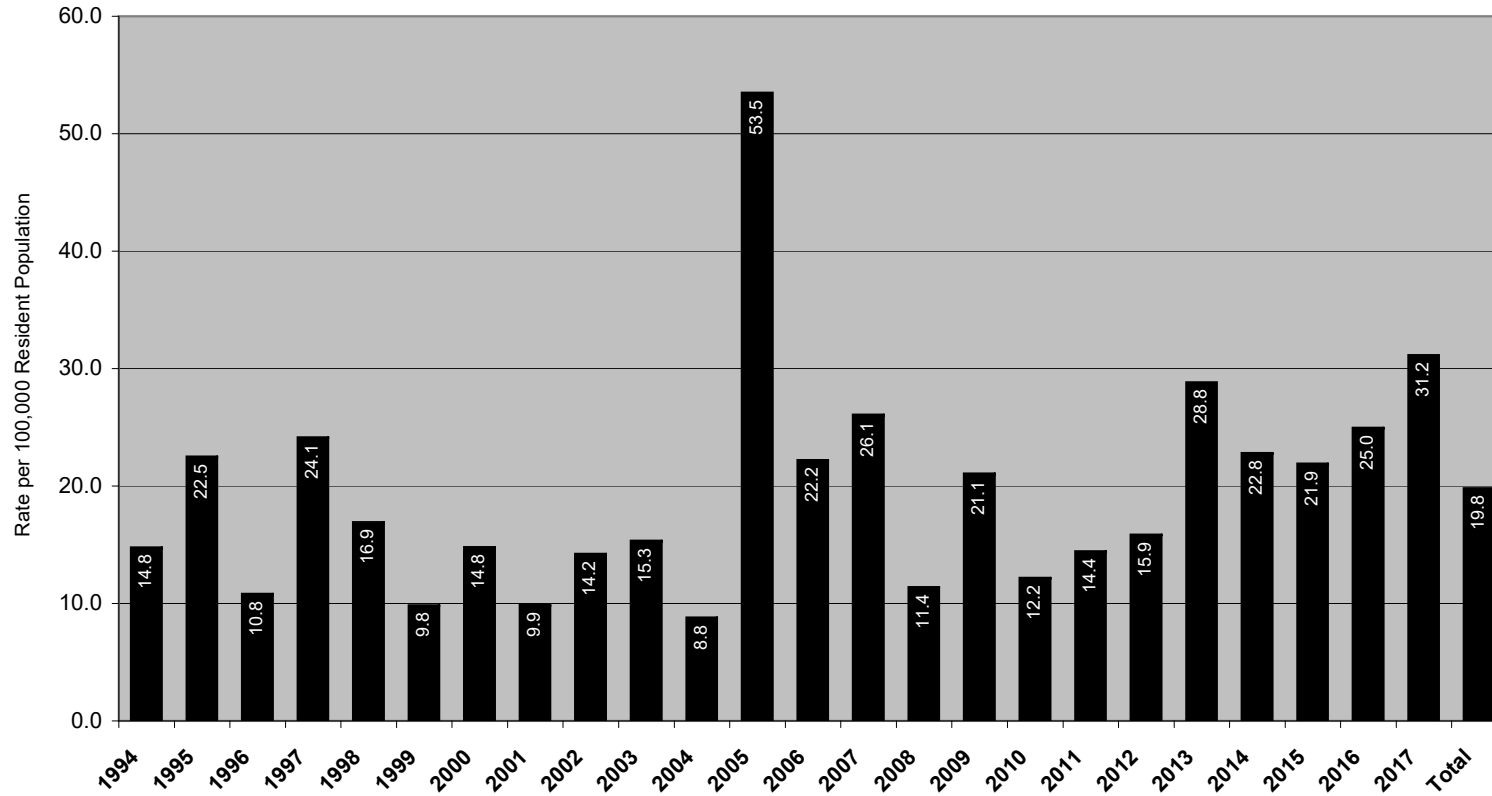
# Rate of Violent Crimes Committed with Firearms, City & County of Honolulu, 1994-2017

Source: Hawaii Department of the Attorney General (Uniform Crime Reporting Program)



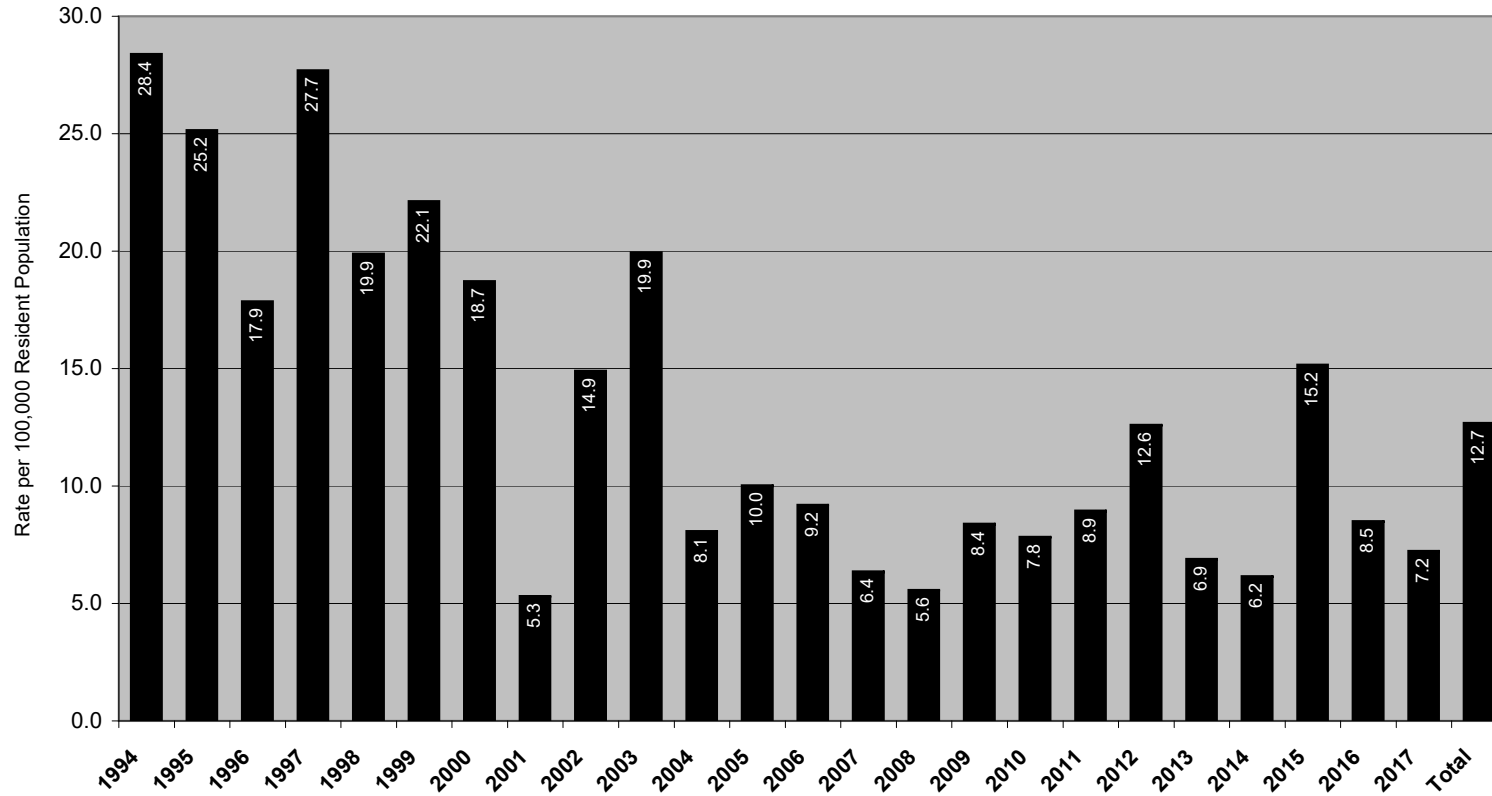
# Rate of Violent Crimes Committed with Firearms, County of Hawaii, 1994-2017

Source: Hawaii Department of the Attorney General (Uniform Crime Reporting Program)



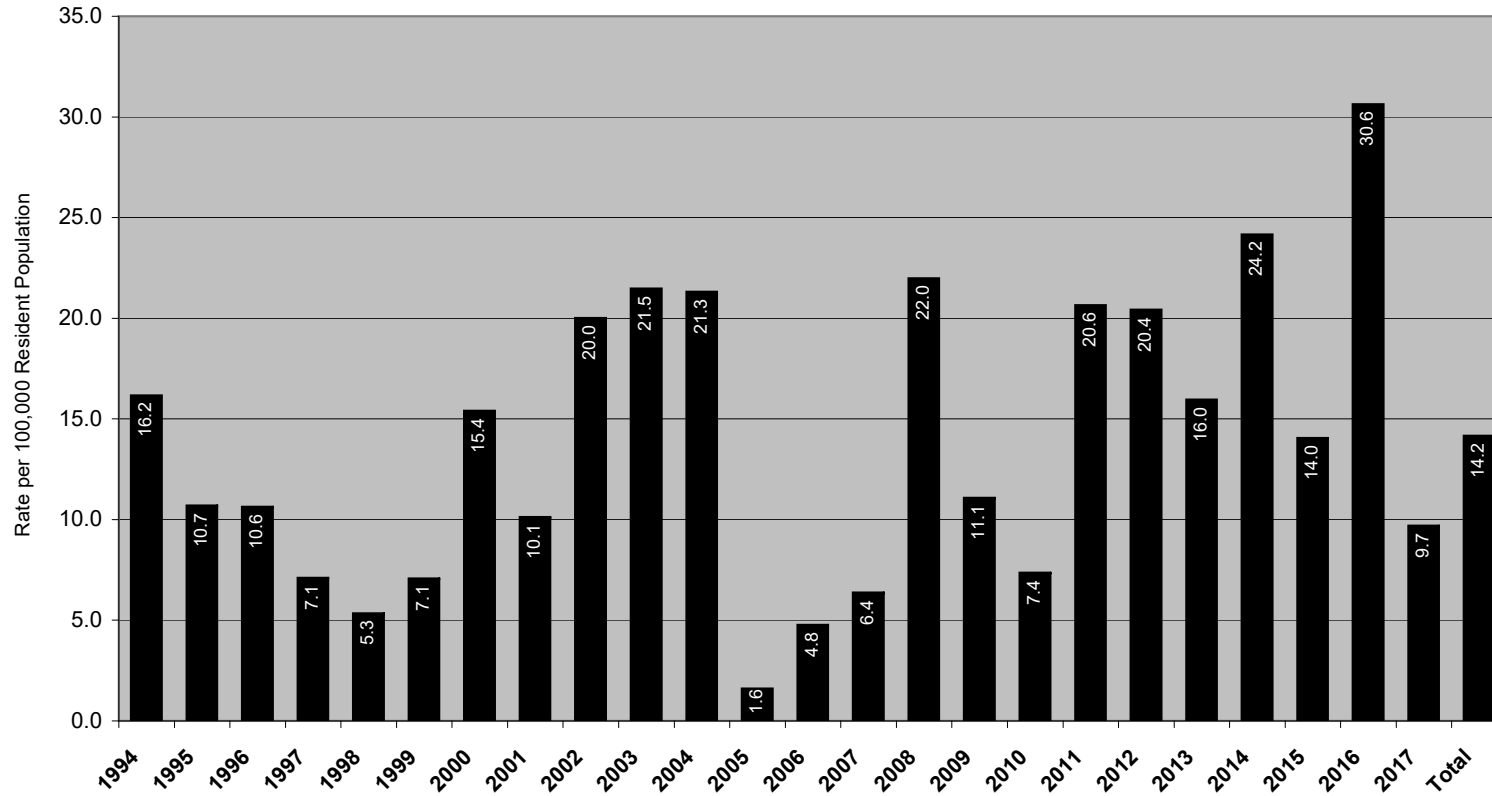
# Rate of Violent Crimes Committed with Firearms, County of Maui, 1994-2017

Source: Hawaii Department of the Attorney General (Uniform Crime Reporting Program)



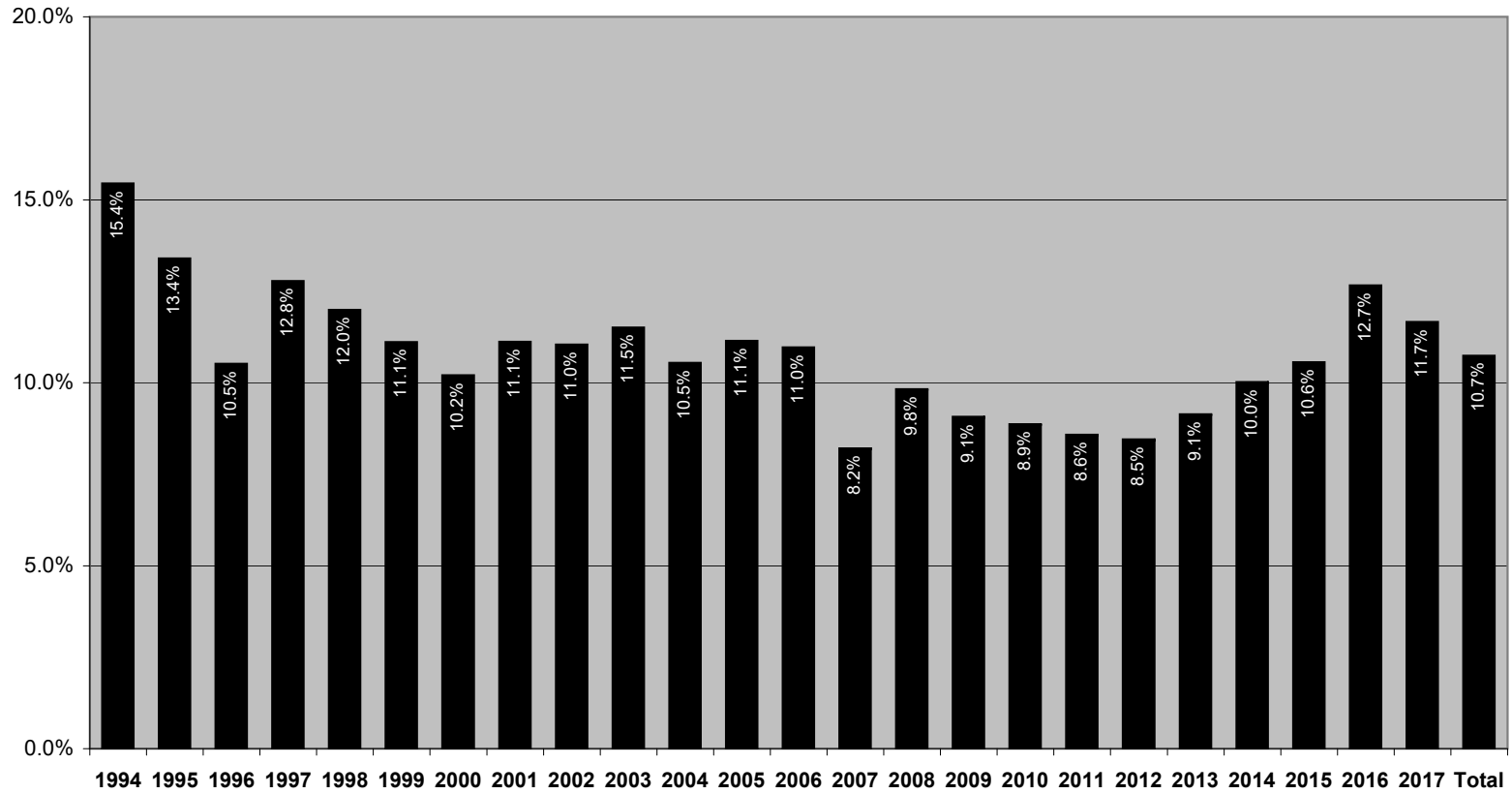
# Rate of Violent Crimes Committed with Firearms, County of Kauai, 1994-2017

Source: Hawaii Department of the Attorney General (Uniform Crime Reporting Program)



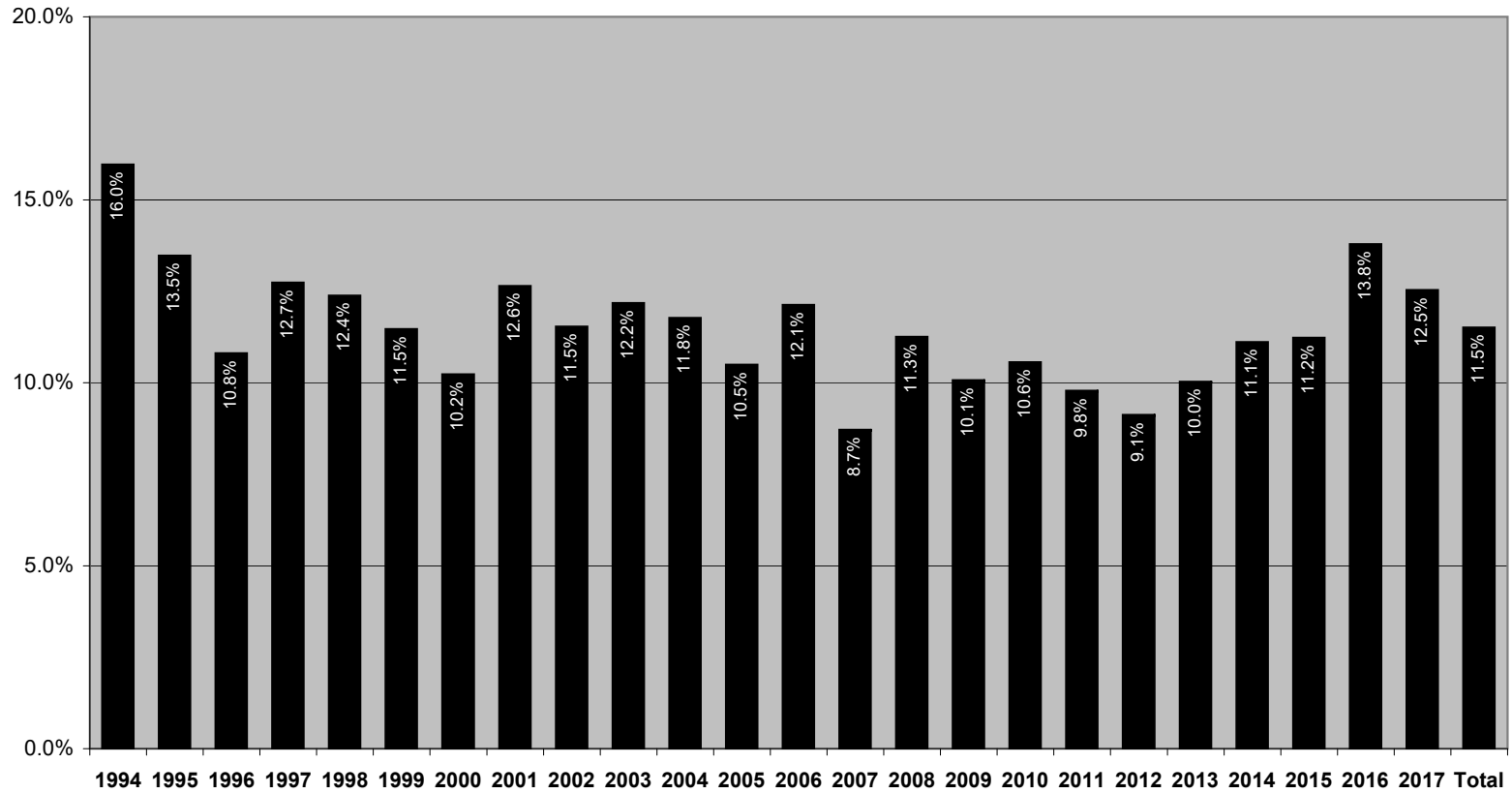
## Proportion of Total Violent Crimes Committed with Firearms, State of Hawaii, 1994-2017

Source: Hawaii Department of the Attorney General (Uniform Crime Reporting Program)



# Proportion of Total Violent Crimes Committed with Firearms, City & County of Honolulu, 1994-2017

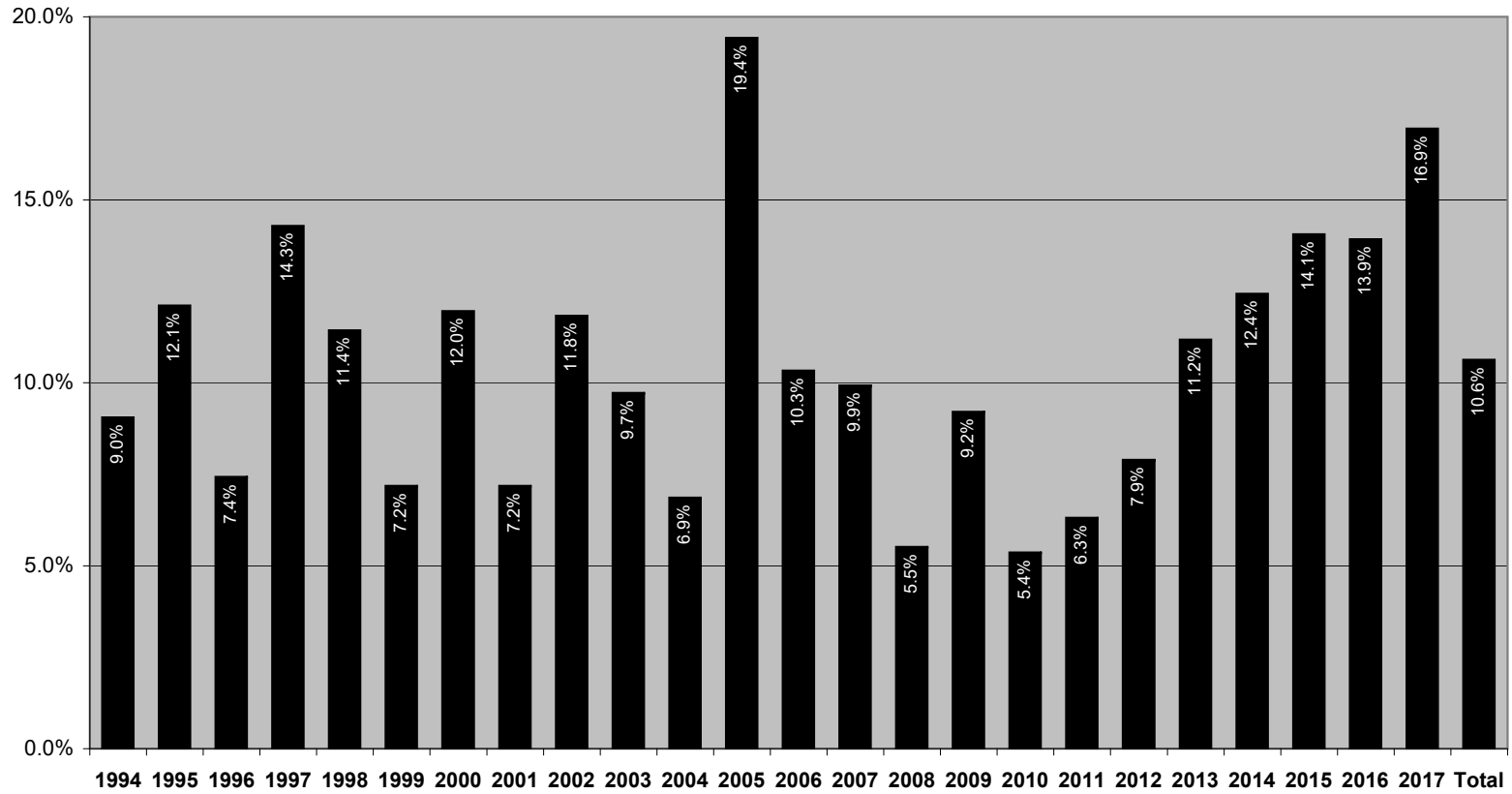
Source: Hawaii Department of the Attorney General (Uniform Crime Reporting Program)





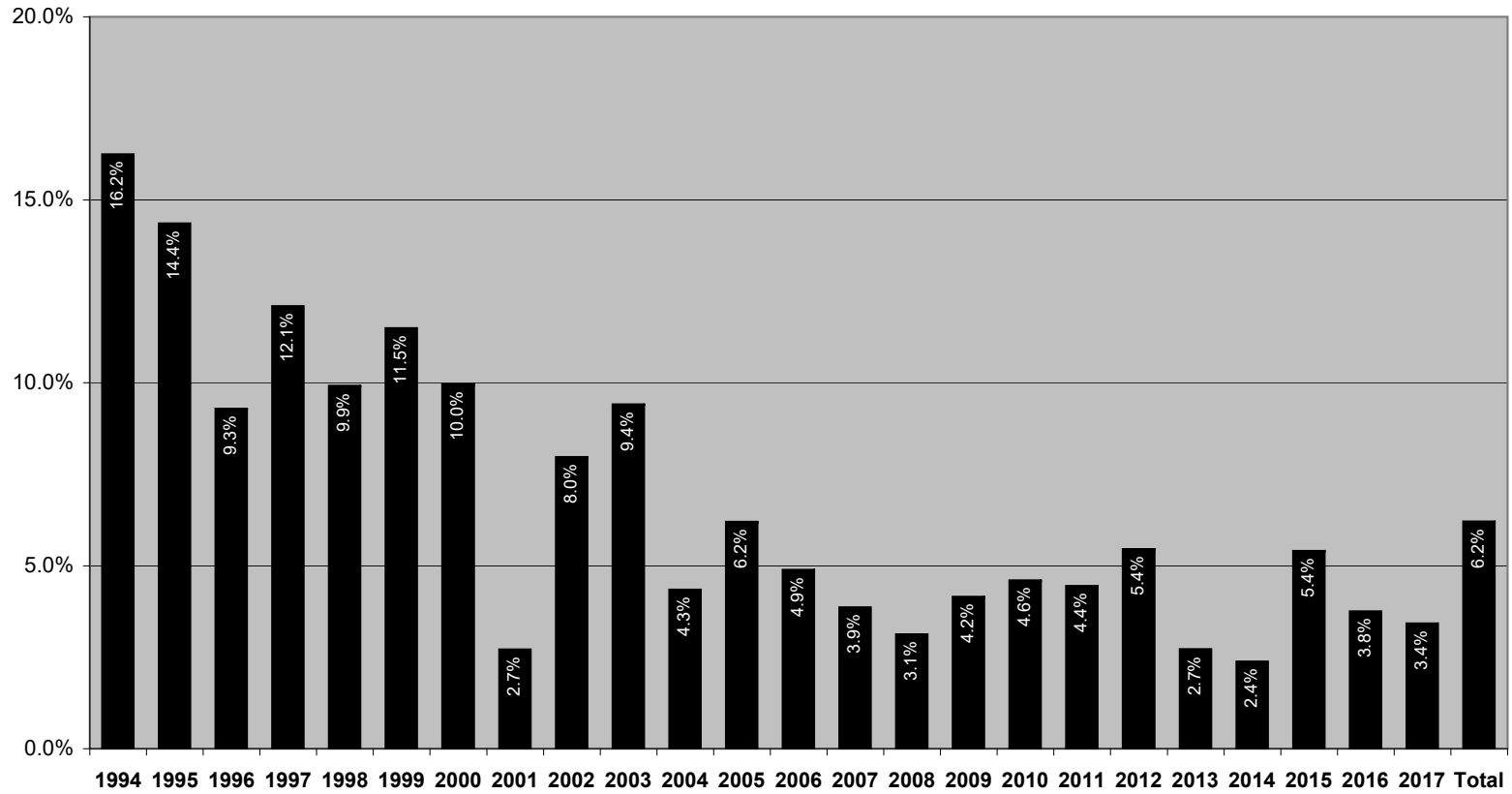
# Proportions of Total Violent Crimes Committed with Firearms, County of Hawaii, 1994-2017

Source: Hawaii Department of the Attorney General (Uniform Crime Reporting Program)



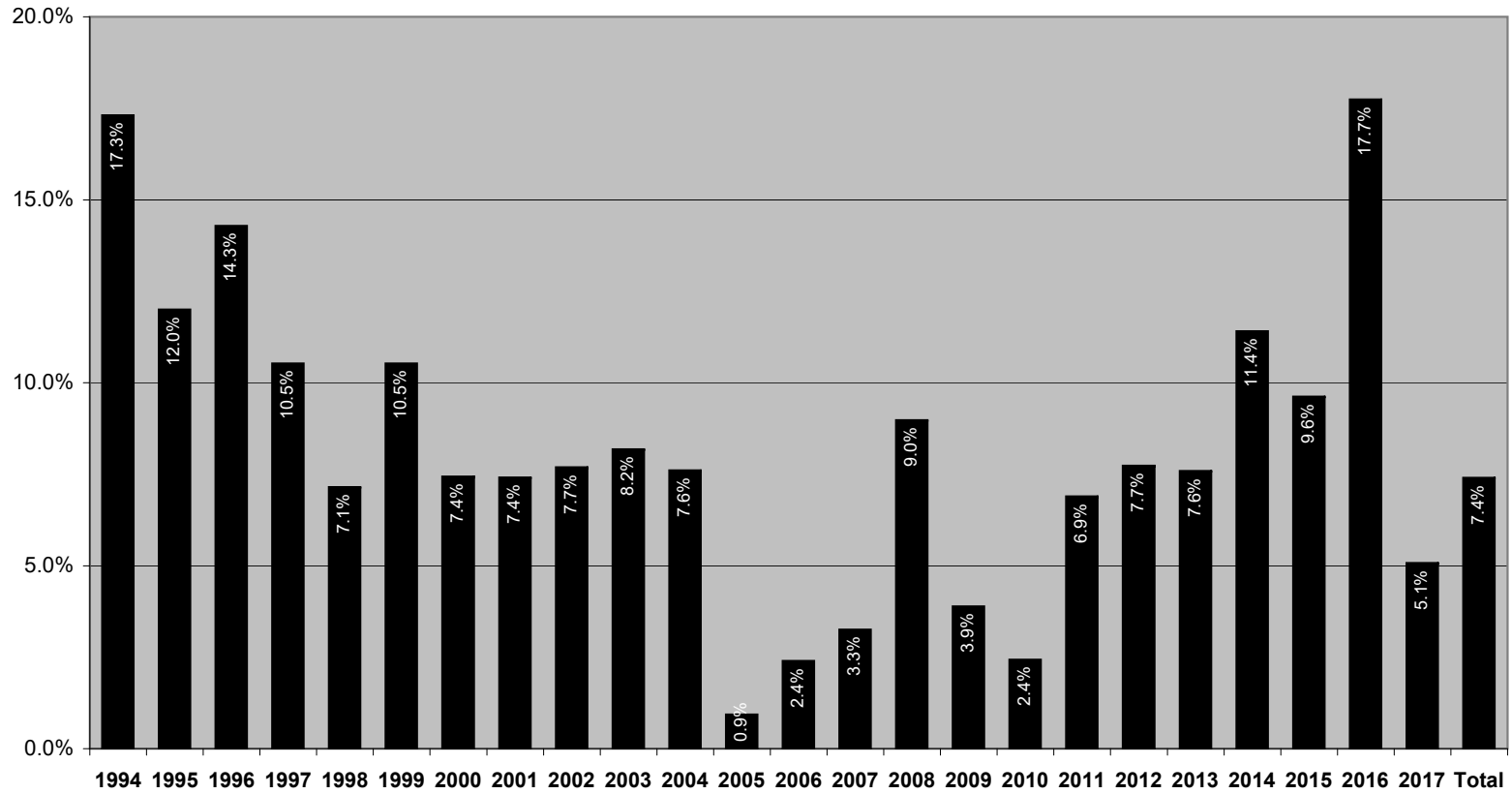
# Proportion of Total Violent Crimes Committed with Firearms, County of Maui, 1994-2017

Source: Hawaii Department of the Attorney General (Uniform Crime Reporting Program)



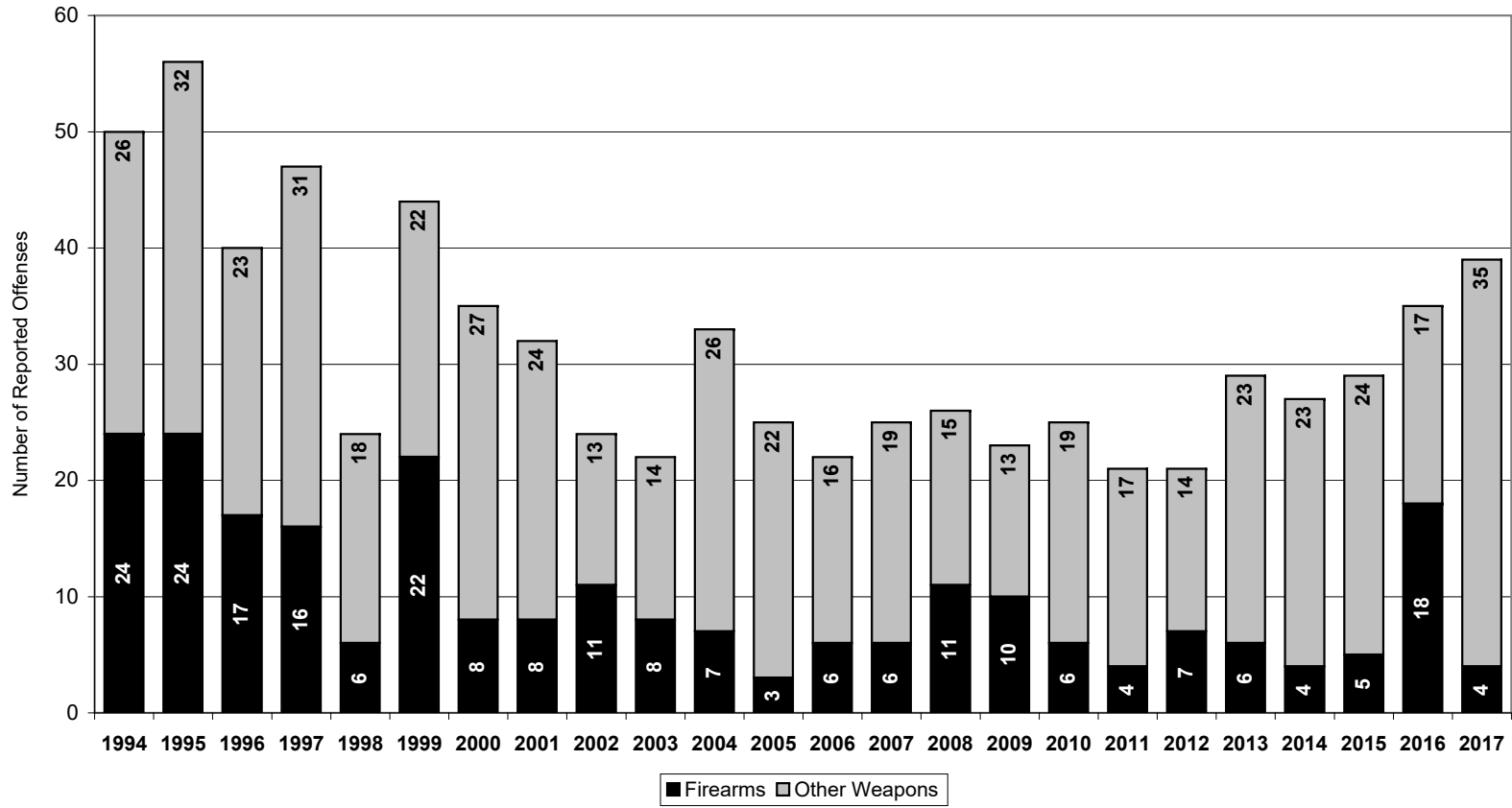
# Proportion of Total Violent Crimes Committed with Firearms, County of Kauai, 1994-2017

Source: Hawaii Department of the Attorney General (Uniform Crime Reporting Program)



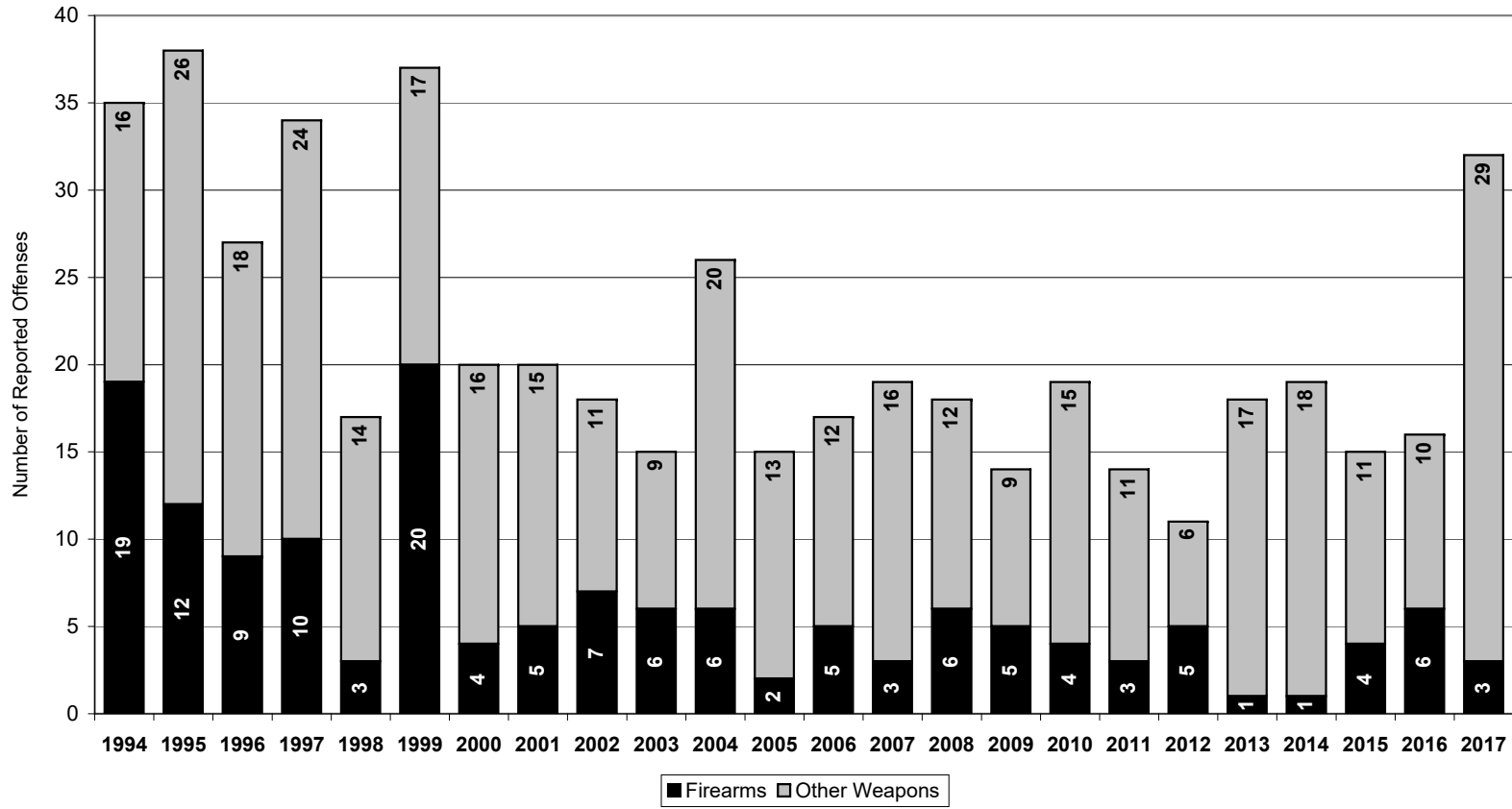
# Murders Committed with Firearms and Other Weapons, State of Hawaii, 1994-2017

Source: Hawaii Department of the Attorney General (Uniform Crime Reporting Program)



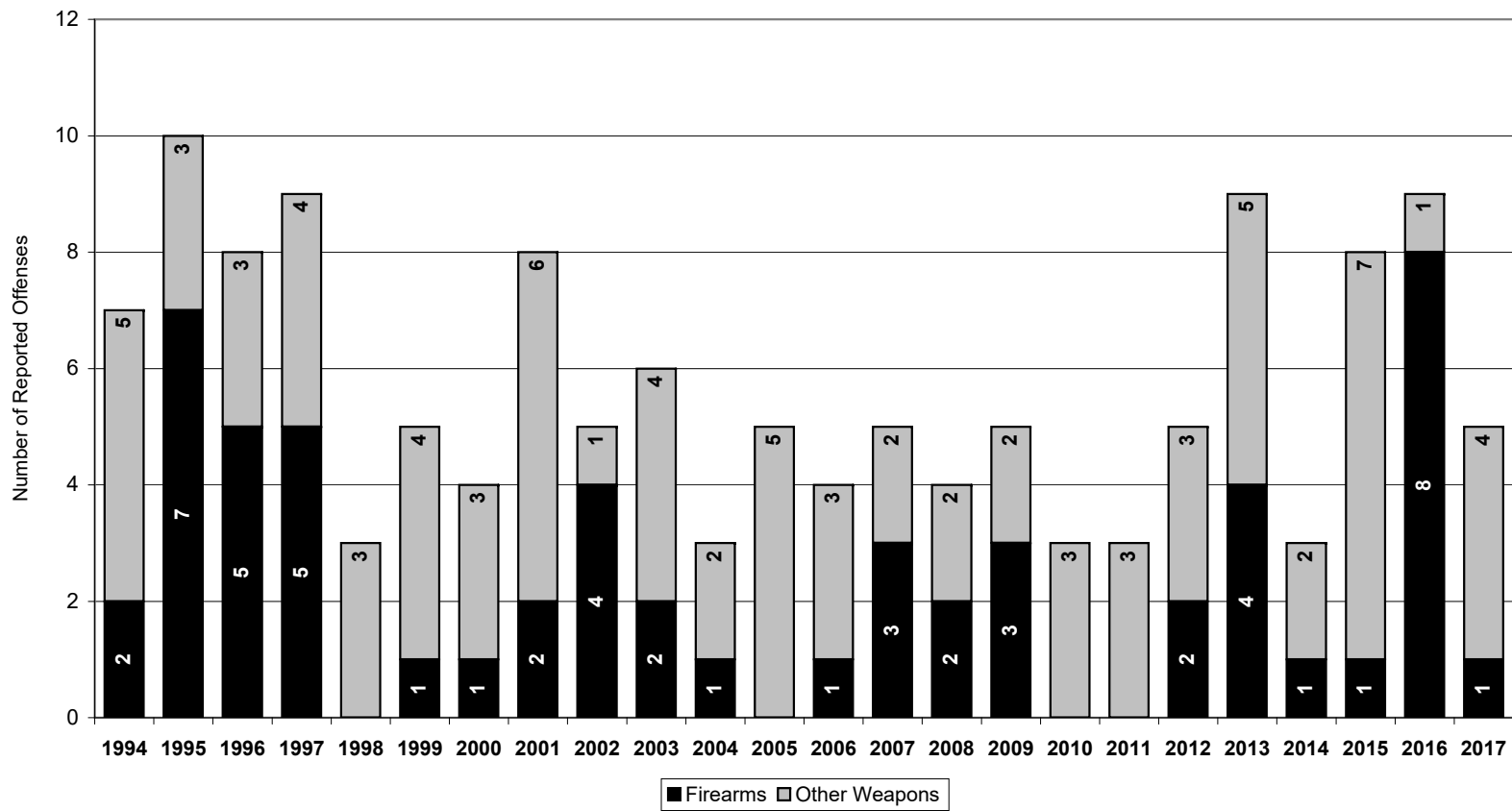
# Murders Committed with Firearms and Other Weapons, City & County of Honolulu, 1994-2017

Source: Hawaii Department of the Attorney General (Uniform Crime Reporting Program)



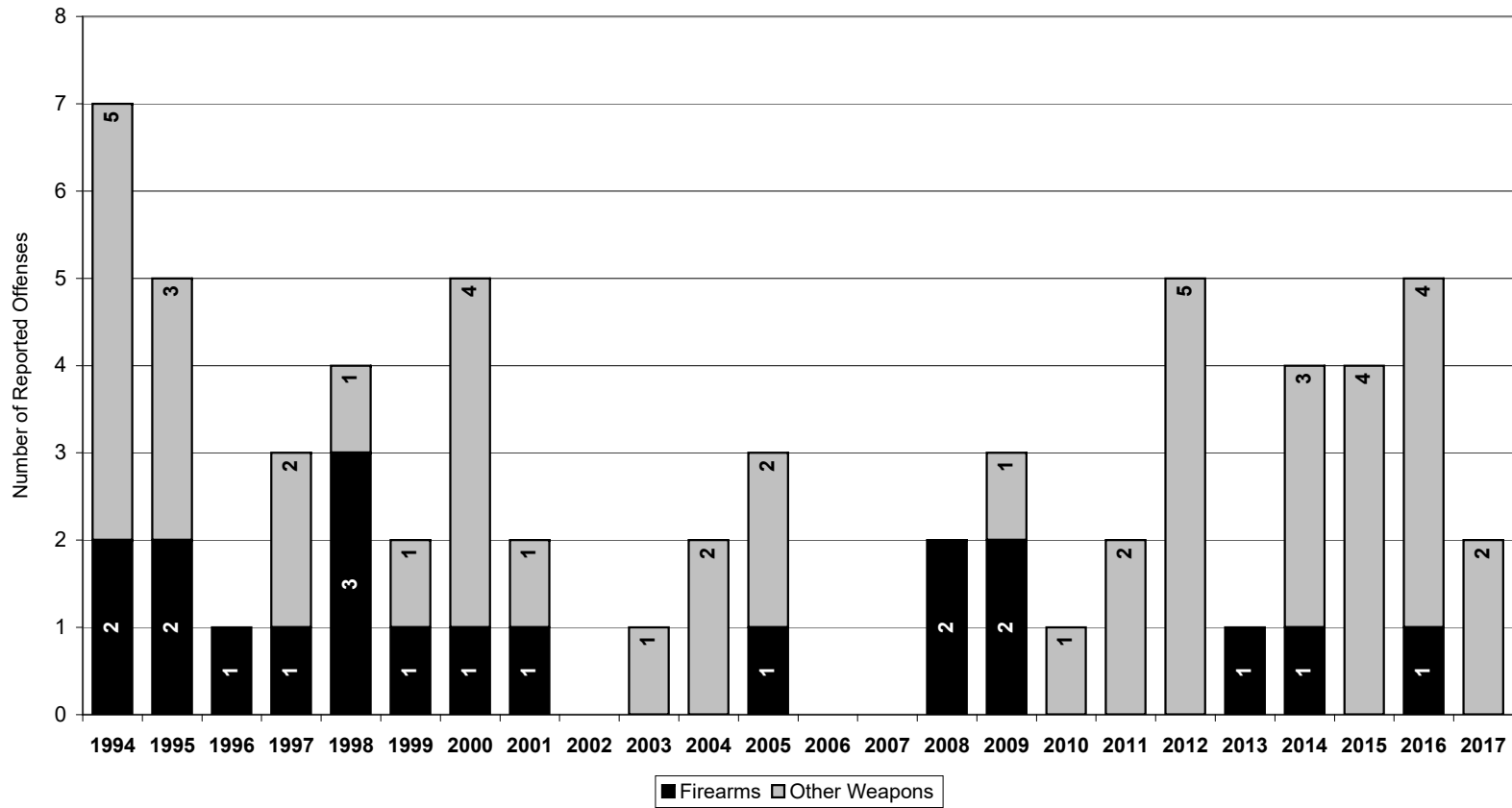
# Murders Committed with Firearms and Other Weapons, County of Hawaii, 1994-2017

Source: Hawaii Department of the Attorney General (Uniform Crime Reporting Program)



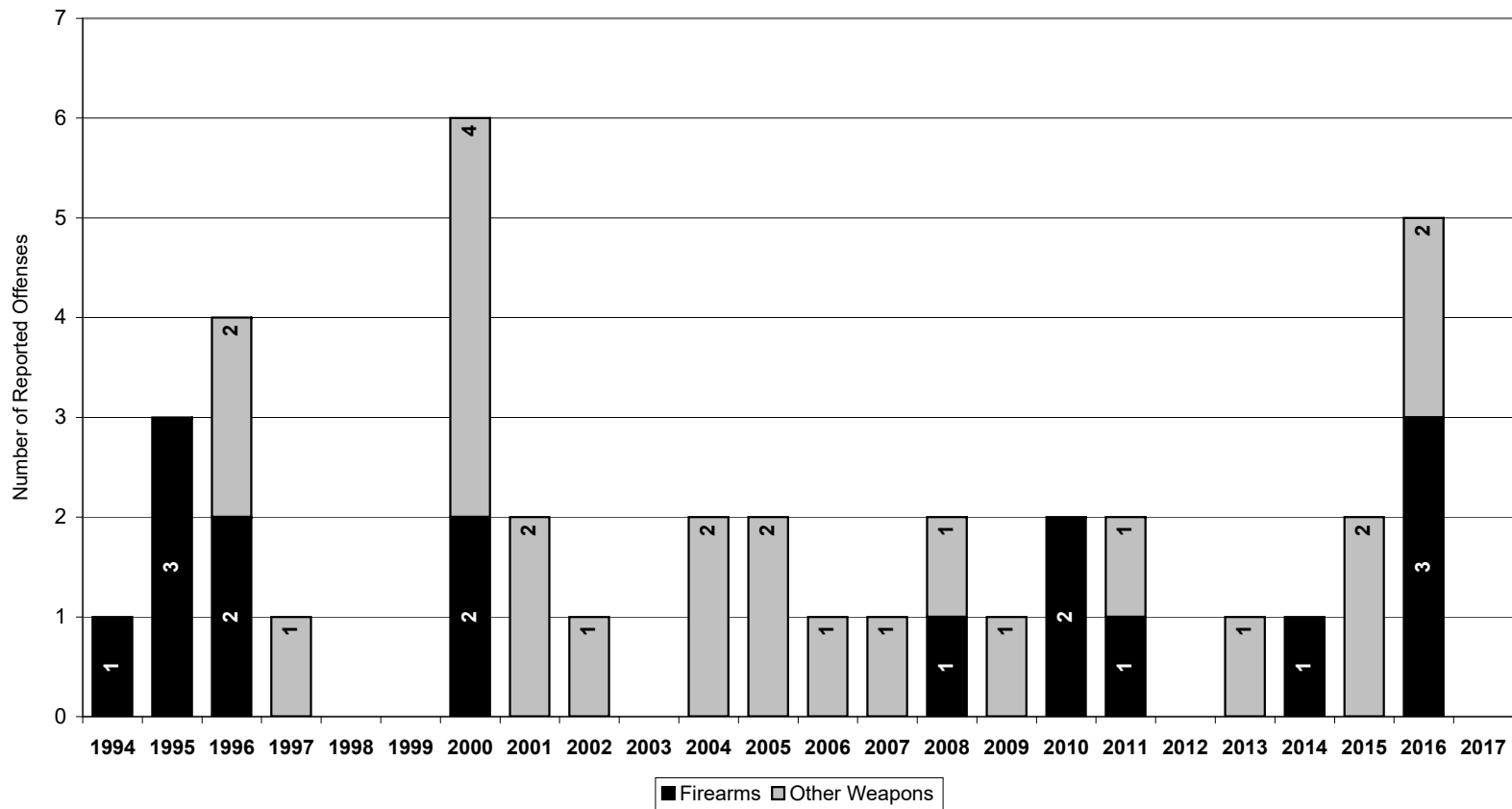
# Murders Committed with Firearms and Other Weapons, County of Maui, 1994-2017

Source: Hawaii Department of the Attorney General (Uniform Crime Reporting Program)



# Murders Committed with Firearms and Other Weapons, City & County of Kauai, 1994-2017

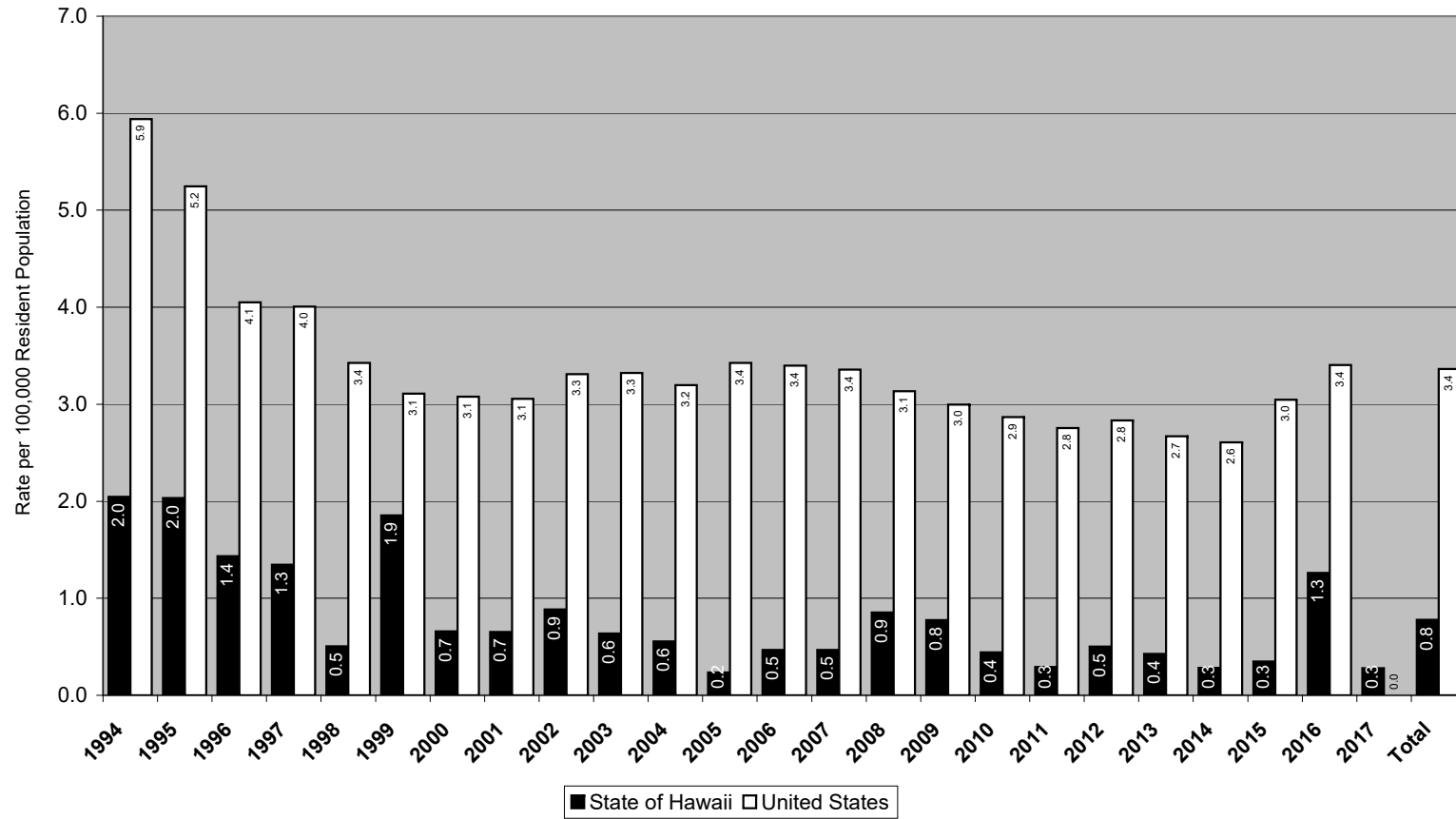
Source: Hawaii Department of the Attorney General (Uniform Crime Reporting Program)





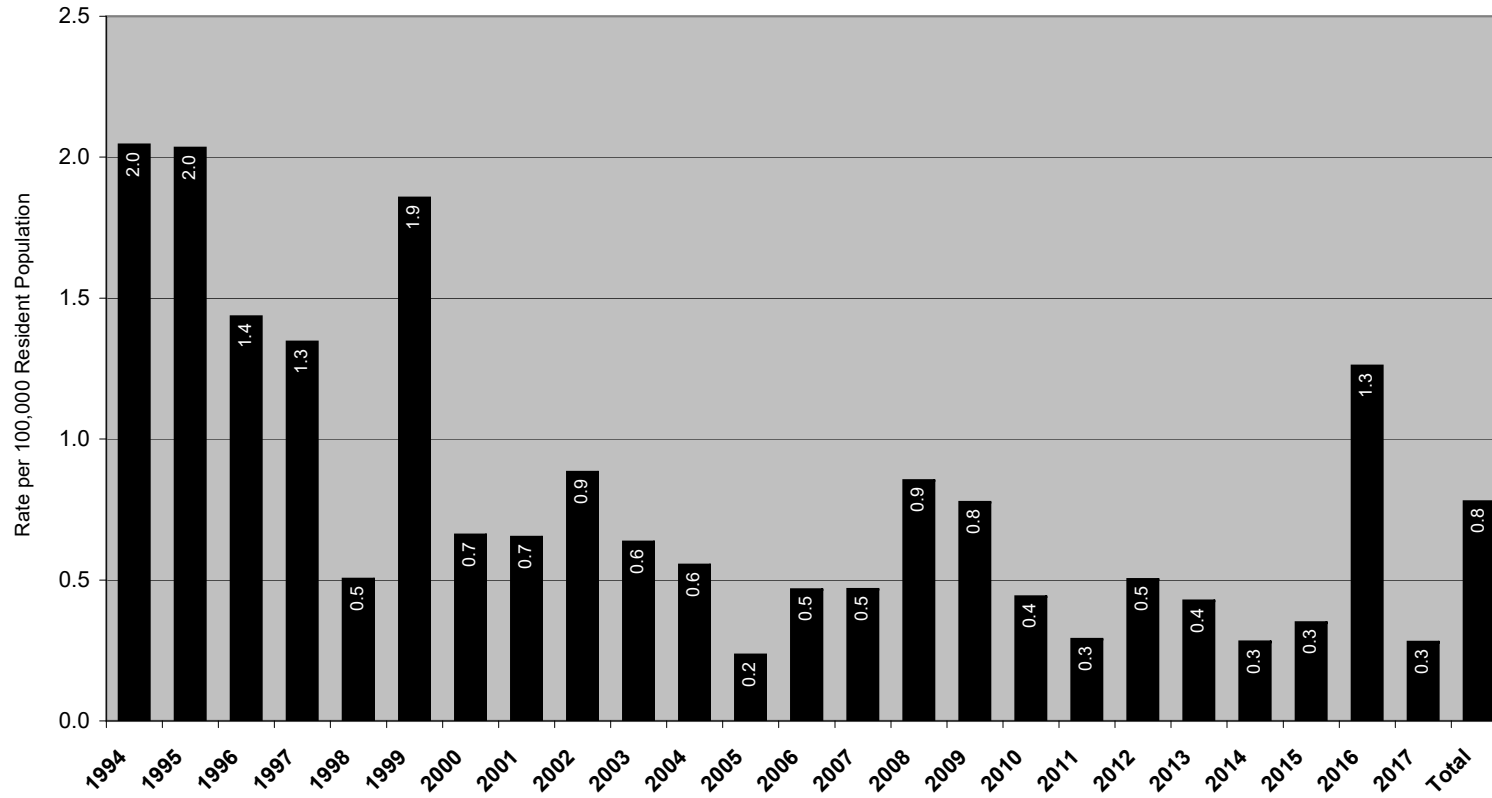
## Rate of Murders Committed with Firearms, United States and State of Hawaii, 1994-2017

Source: Hawaii Department of the Attorney General (Uniform Crime Reporting Program)



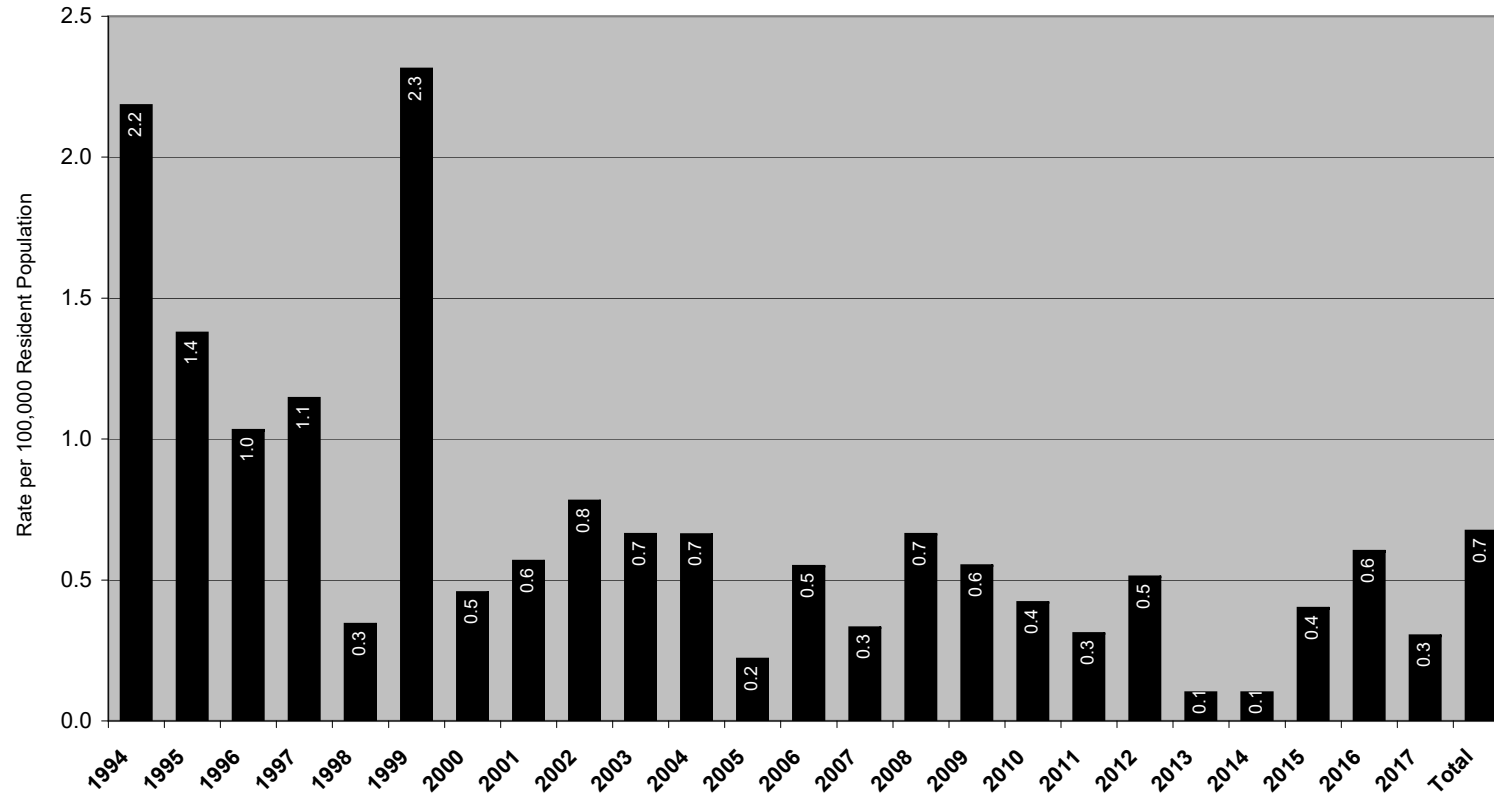
# Rate of Murders Committed with Firearms, State of Hawaii, 1994-2017

Source: Hawaii Department of the Attorney General (Uniform Crime Reporting Program)



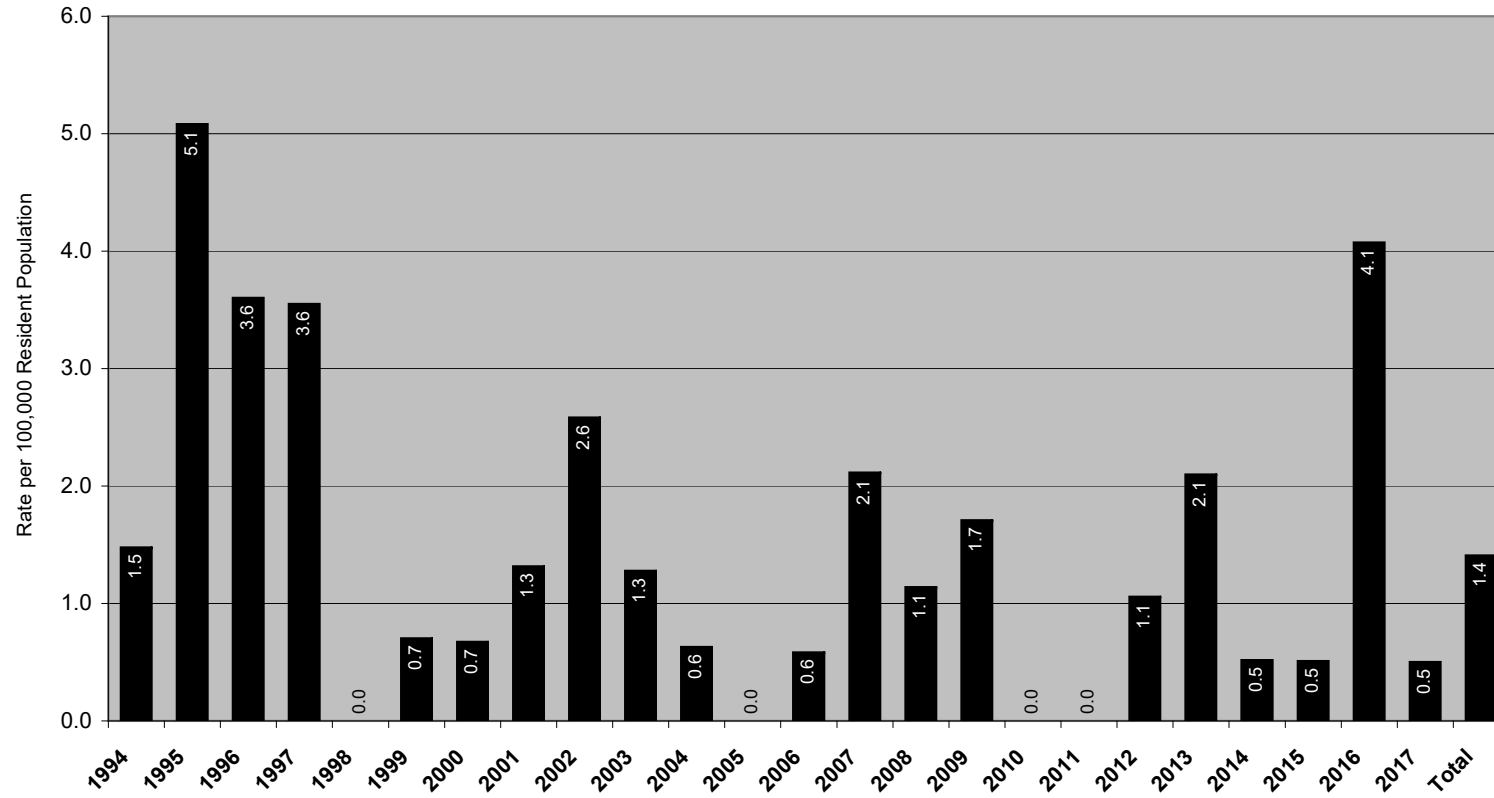
# Rate of Murders Committed with Firearms, City & County of Honolulu, 1994-2017

Source: Hawaii Department of the Attorney General (Uniform Crime Reporting Program)



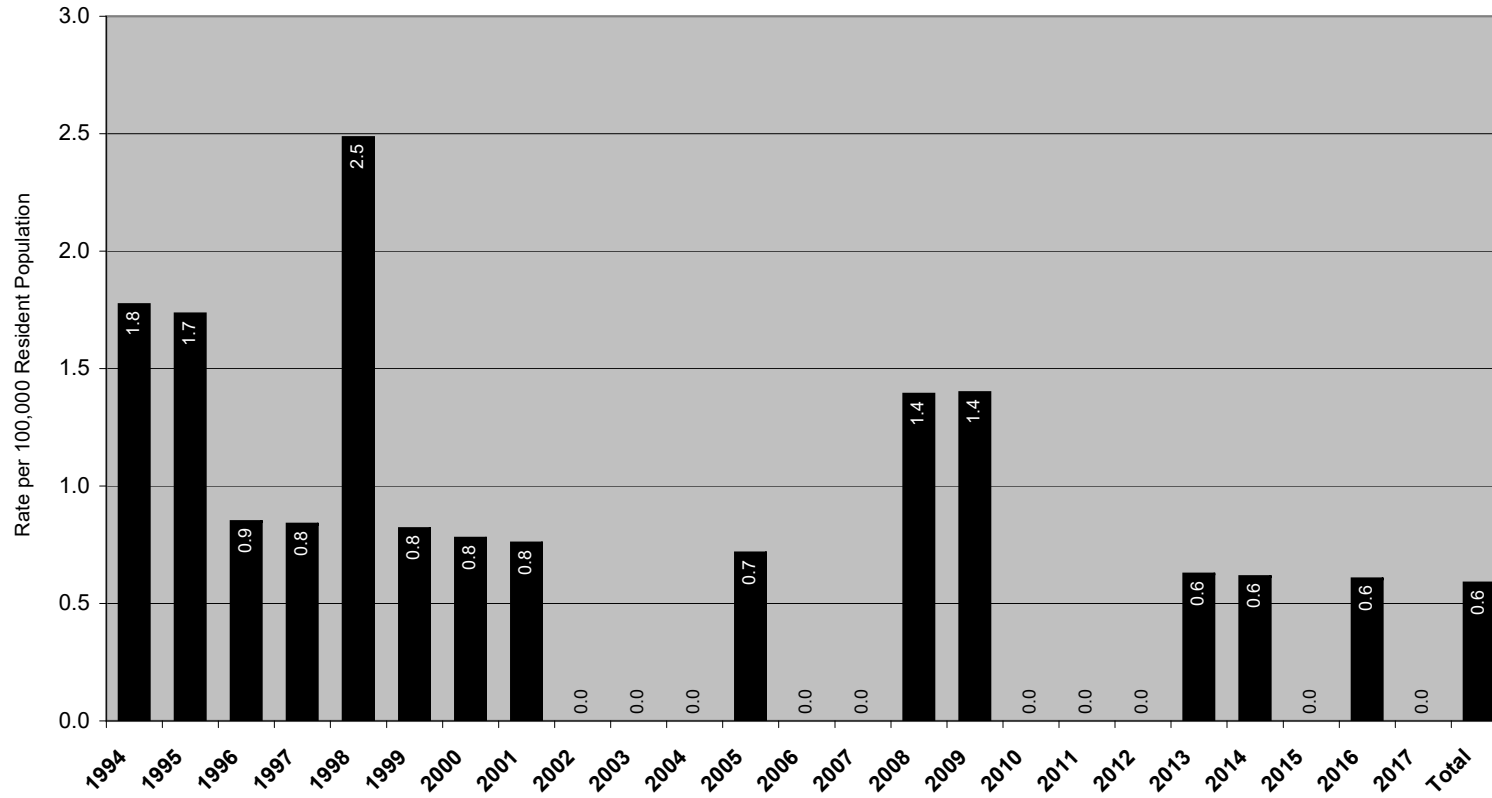
# Rate of Murders Committed with Firearms, County of Hawaii, 1994-2017

Source: Hawaii Department of the Attorney General (Uniform Crime Reporting Program)



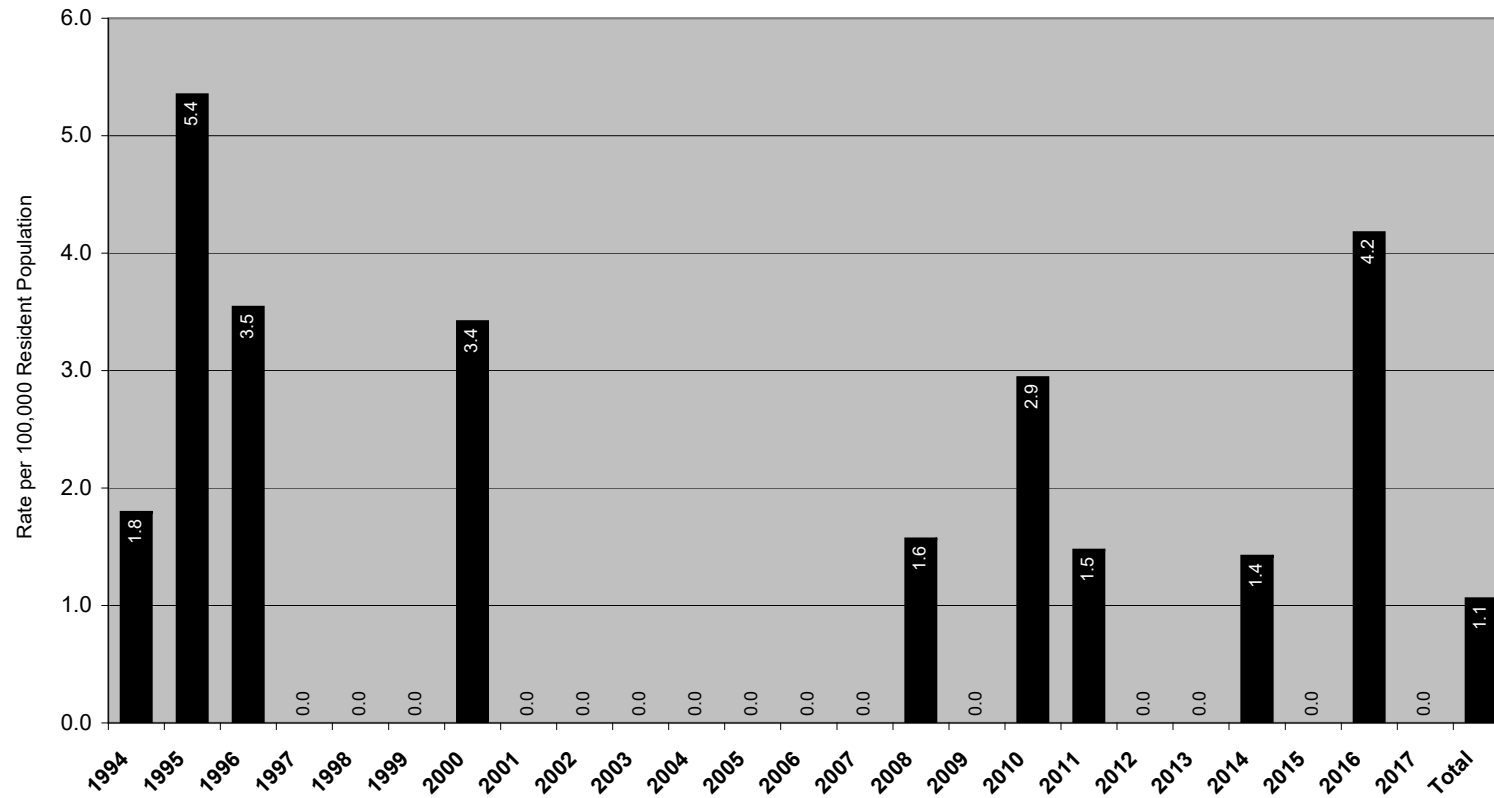
# Rate of Murders Committed with Firearms, County of Maui, 1994-2017

Source: Hawaii Department of the Attorney General (Uniform Crime Reporting Program)



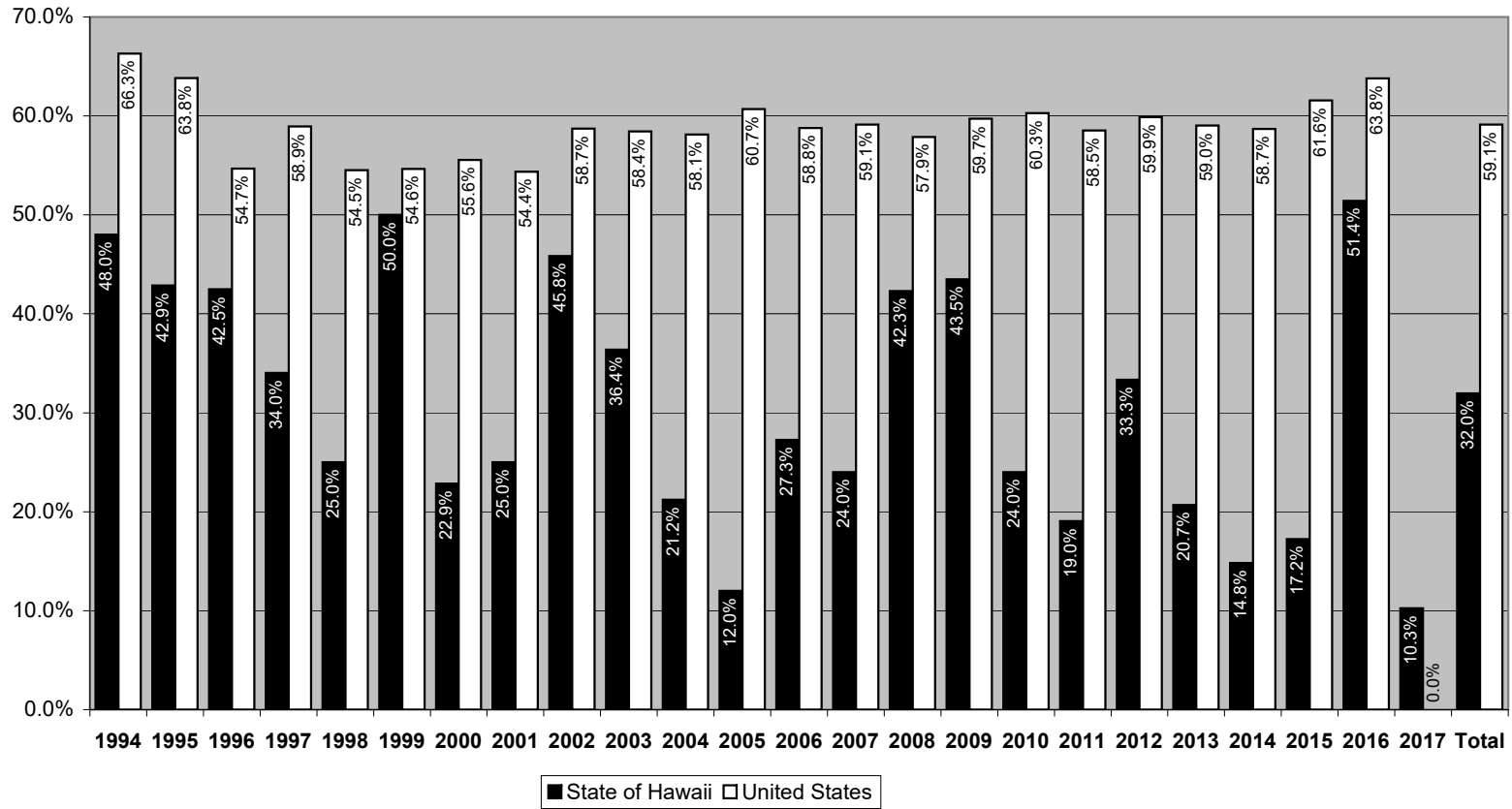
# Rate of Murders Committed with Firearms, County of Kauai, 1994-2017

Source: Hawaii Department of the Attorney General (Uniform Crime Reporting Program)



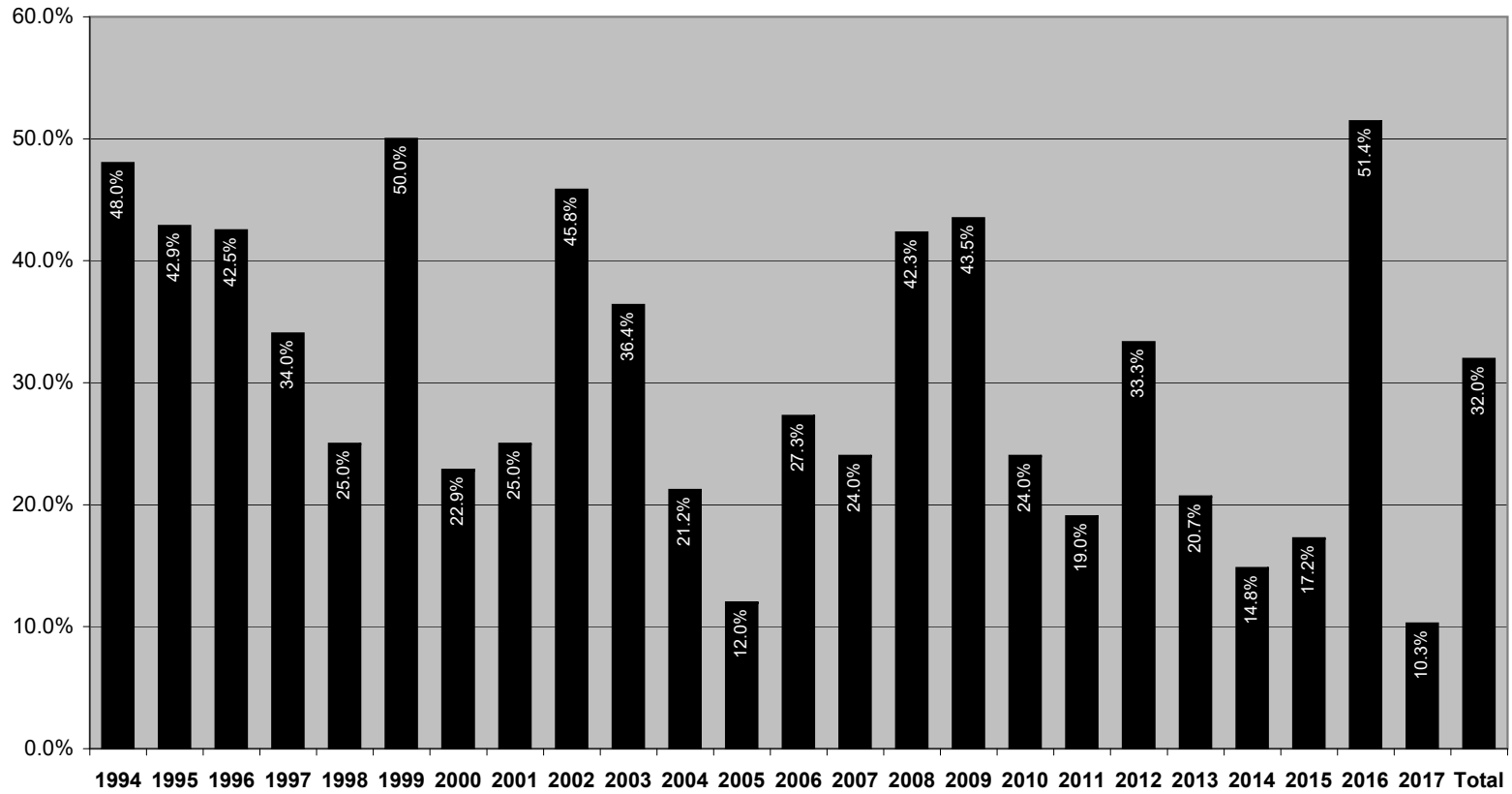
## Proportion of Total Murders Committed with Firearms, United States and State of Hawaii, 1994-2017

Source: Hawaii Department of the Attorney General (Uniform Crime Reporting Program)



## Proportion of Total Murders Committed with Firearms, State of Hawaii, 1994-2017

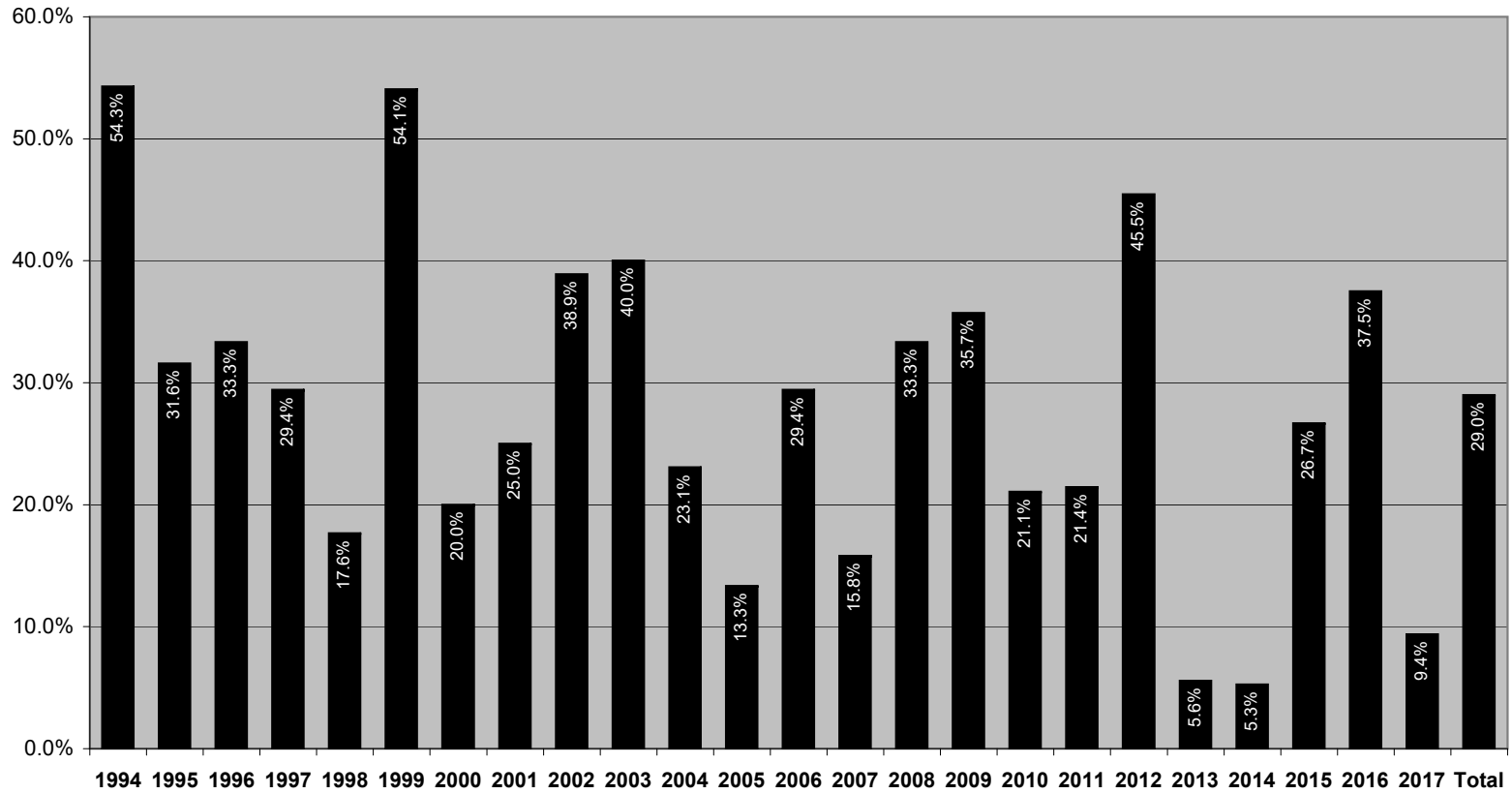
Source: Hawaii Department of the Attorney General (Uniform Crime Reporting Program)





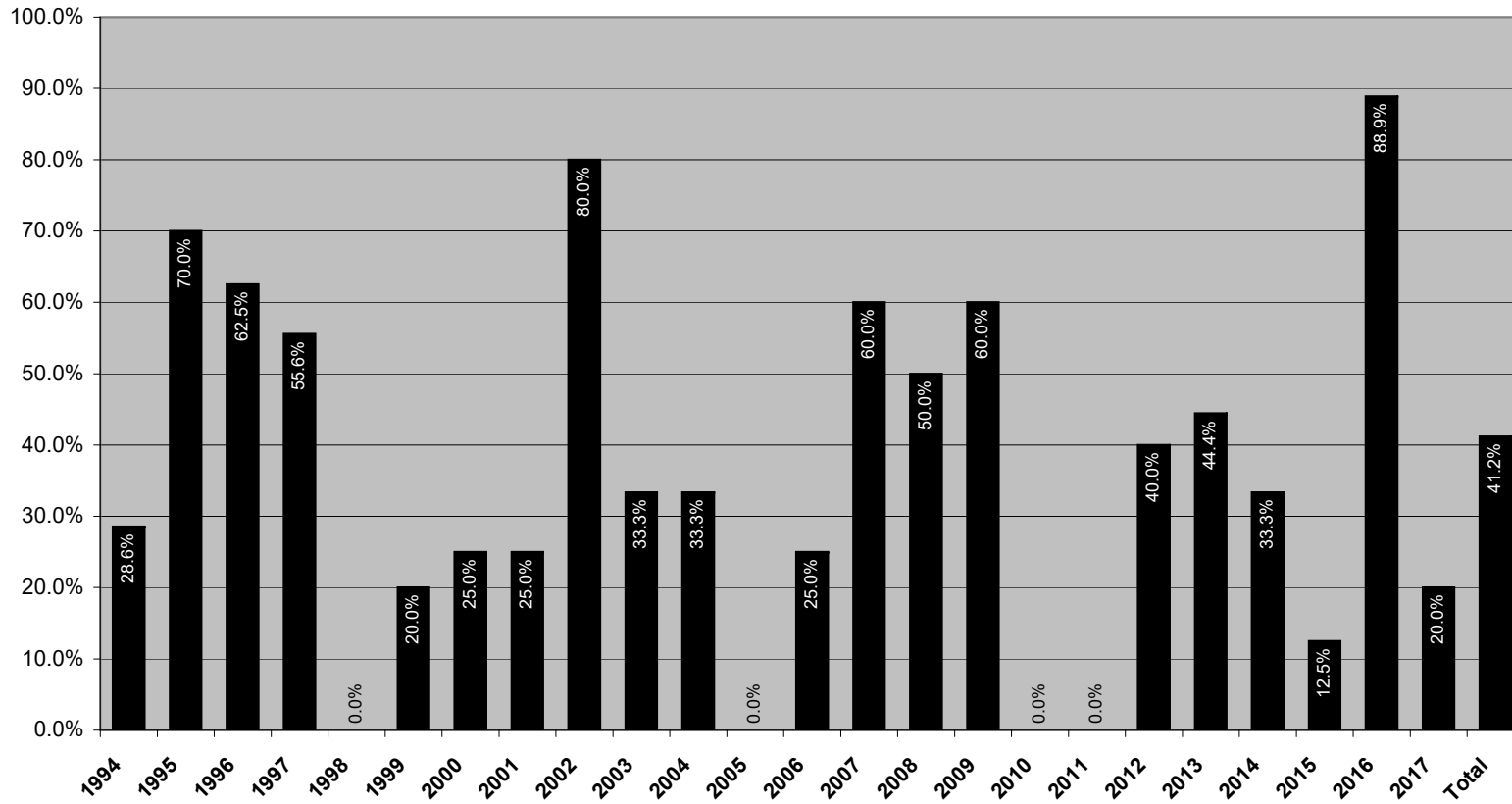
## Proportion of Total Murders Committed with Firearms, City & County of Honolulu, 1994-2017

Source: Hawaii Department of the Attorney General (Uniform Crime Reporting Program)



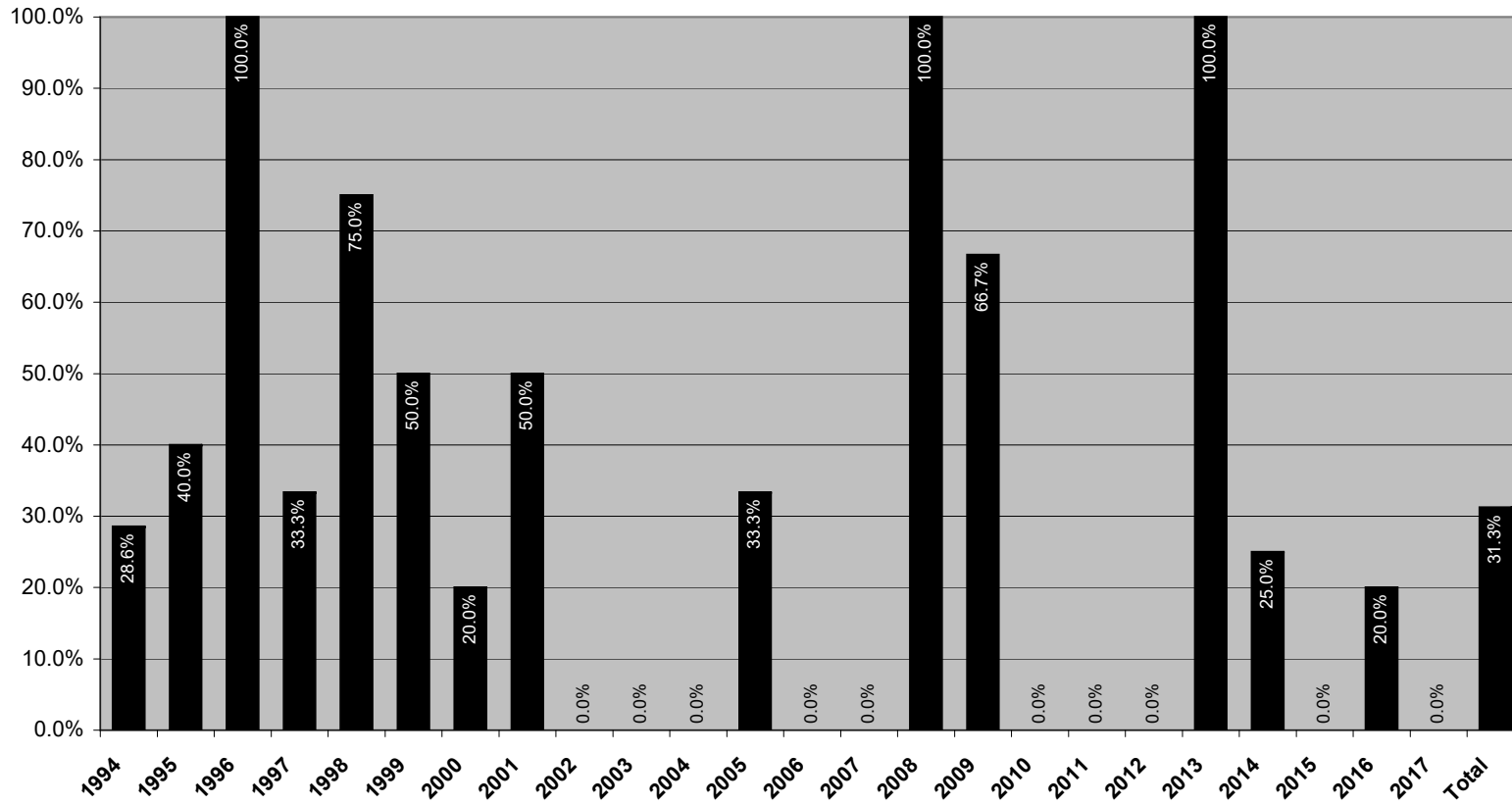
## Proportion of Total Murders Committed with Firearms, County of Hawaii, 1994-2017

Source: Hawaii Department of the Attorney General (Uniform Crime Reporting Program)



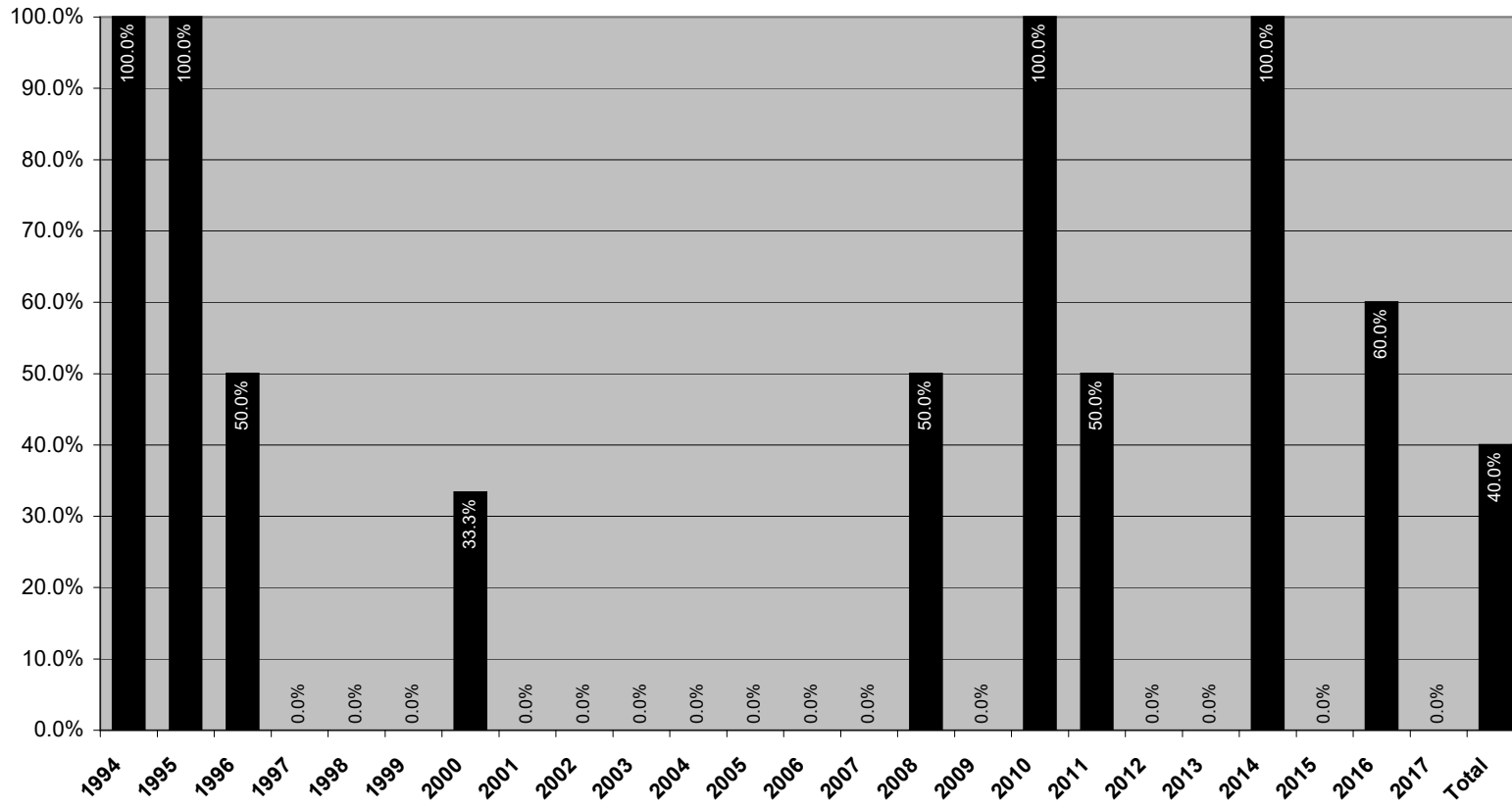
## Proportion of Total Murders Committed with Firearms, County of Maui, 1994-2017

Source: Hawaii Department of the Attorney General (Uniform Crime Reporting Program)



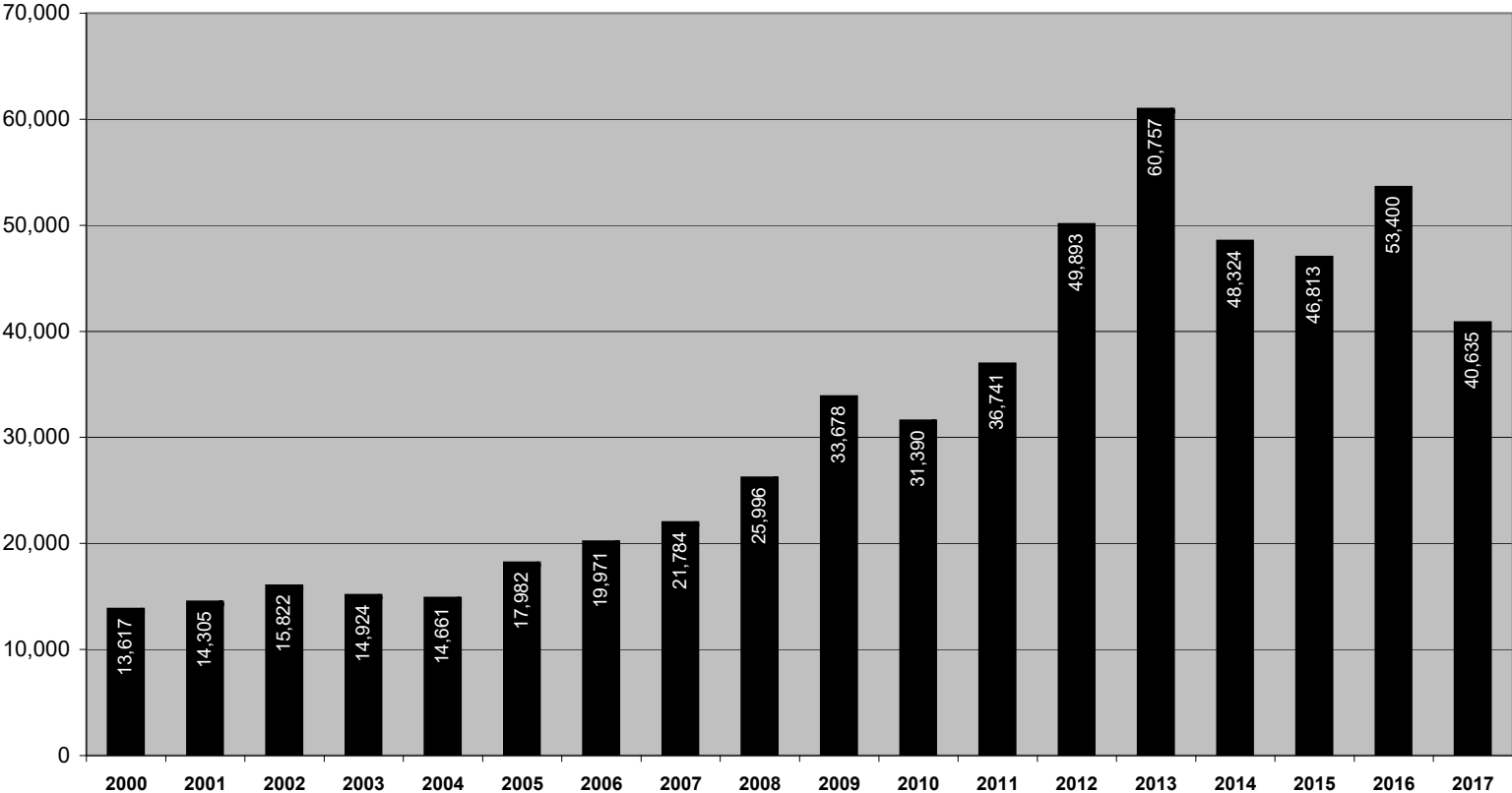
# Proportion of Total Murders Committed with Firearms, County of Kauai, 1994-2017

Source: Hawaii Department of the Attorney General (Uniform Crime Reporting Program)



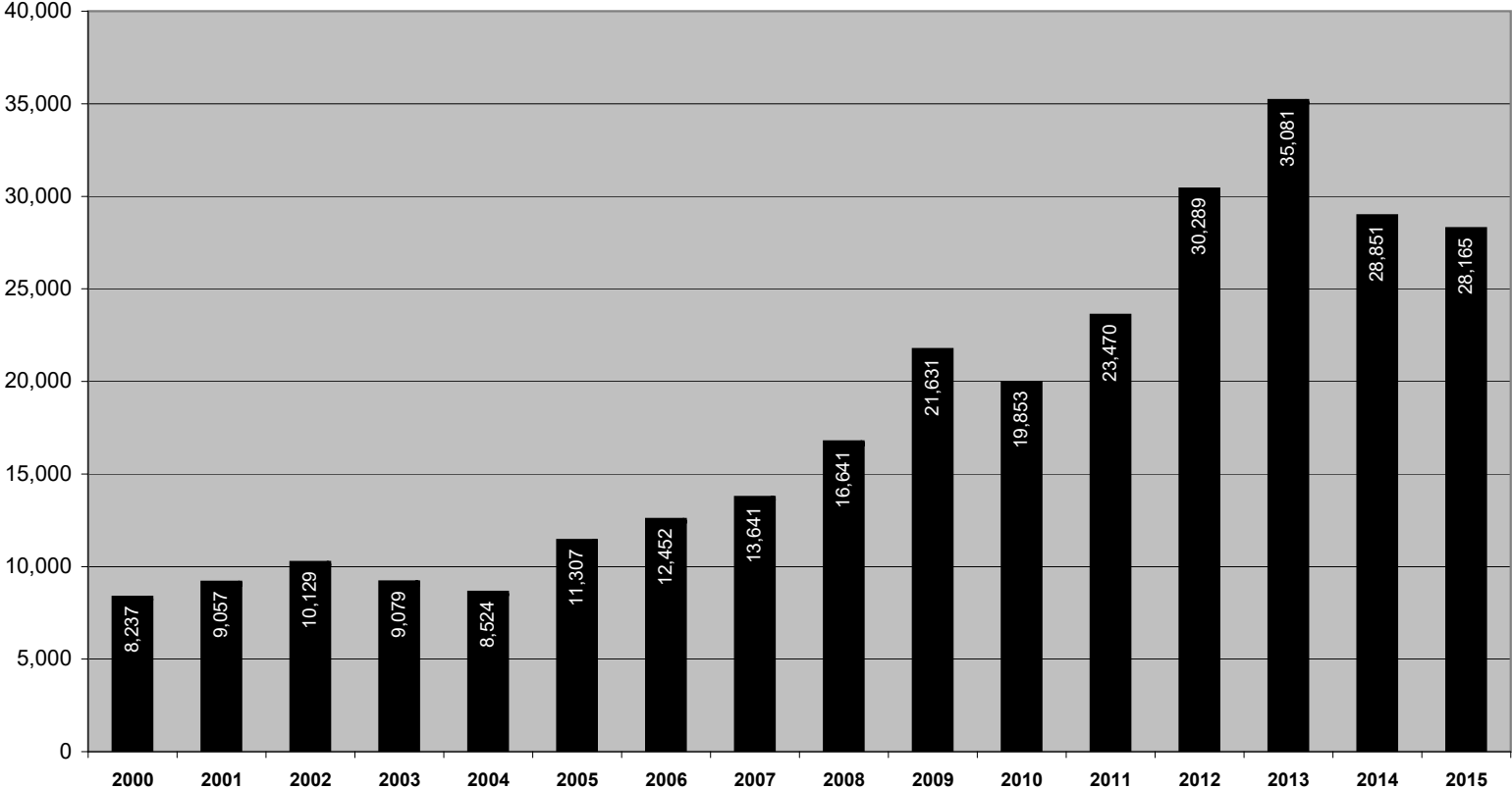
# Firearms Registered, State of Hawaii, 2000-2017

Source: Hawaii Department of the Attorney General (Uniform Crime Reporting Program)



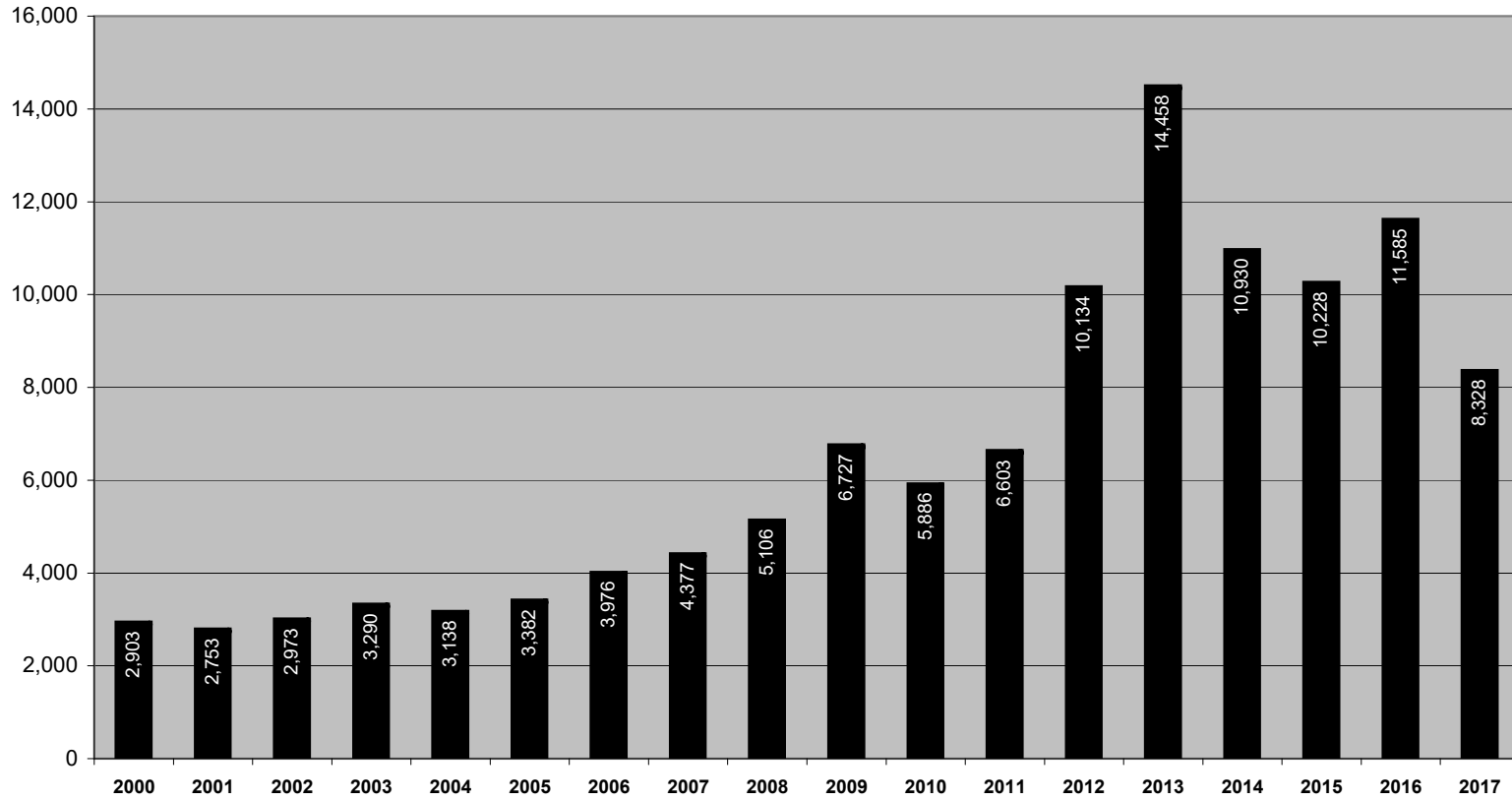
# Firearms Registered, City & County of Honolulu, 2000-2017

Source: Hawaii Department of the Attorney General (Uniform Crime Reporting Program)



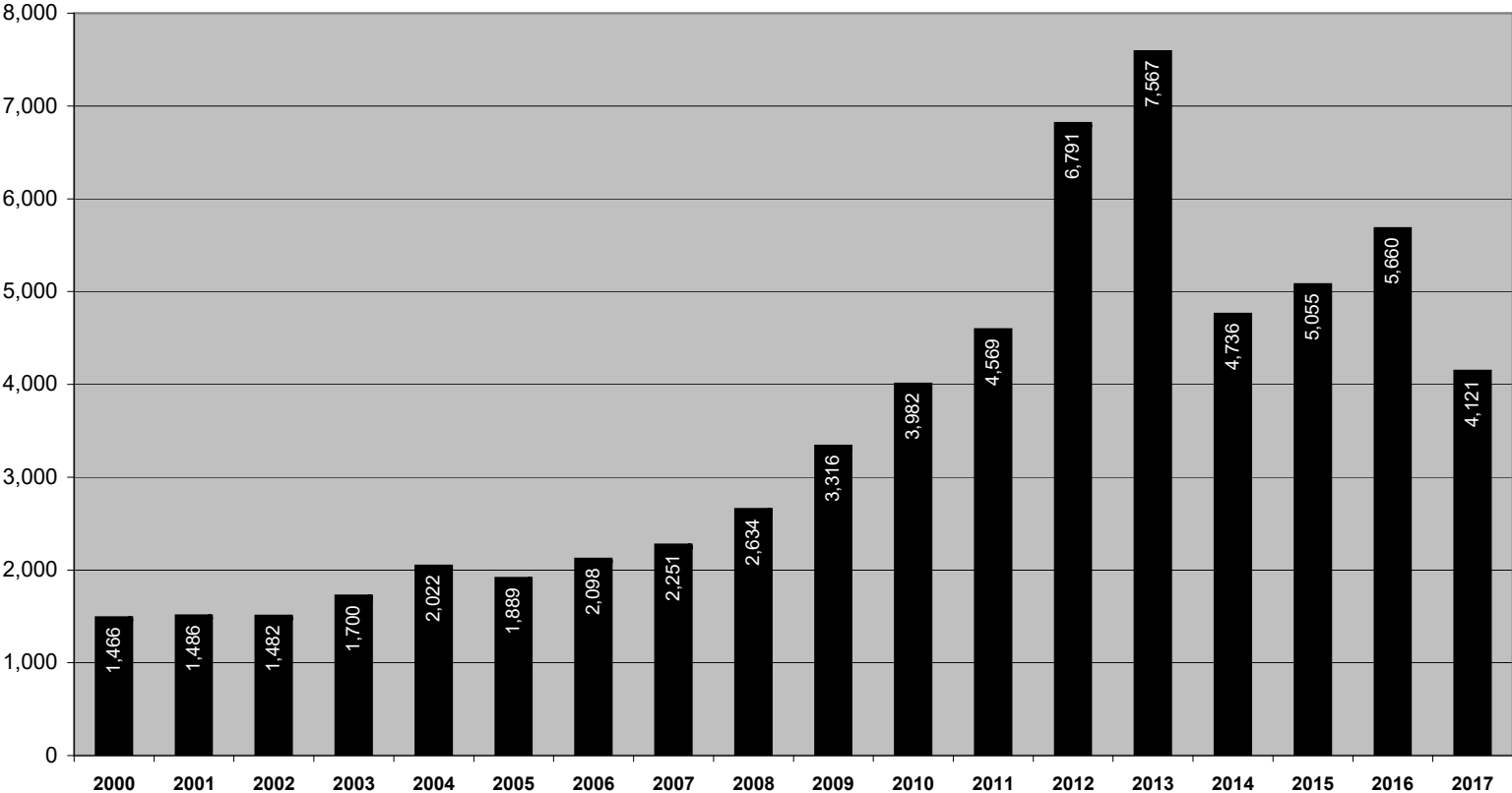
# Firearms Registered, County of Hawaii, 2000-2017

Source: Hawaii Department of the Attorney General (Uniform Crime Reporting Program)



# Firearms Registered, County of Maui, 2000-2017

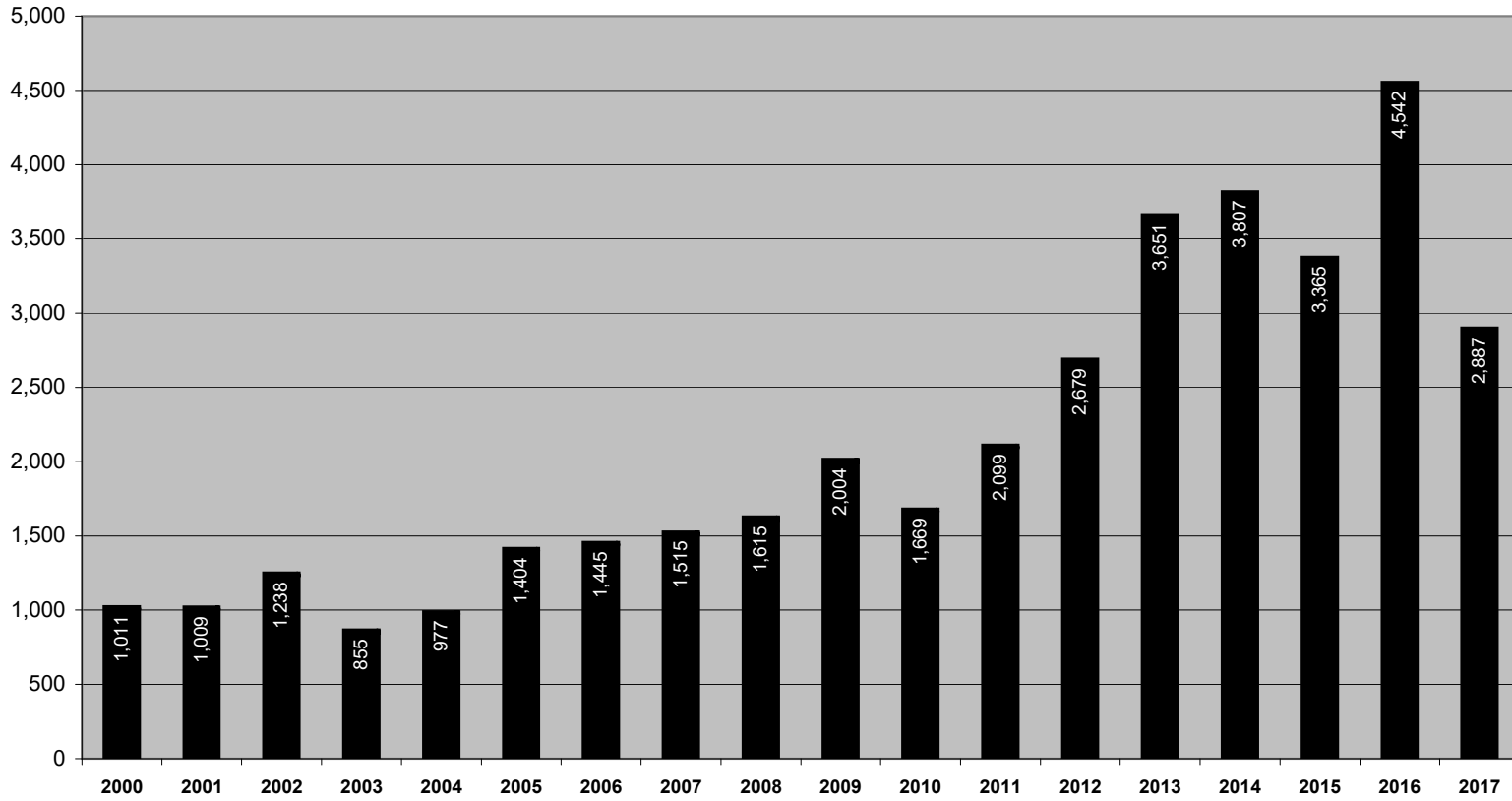
Source: Hawaii Department of the Attorney General (Uniform Crime Reporting Program)





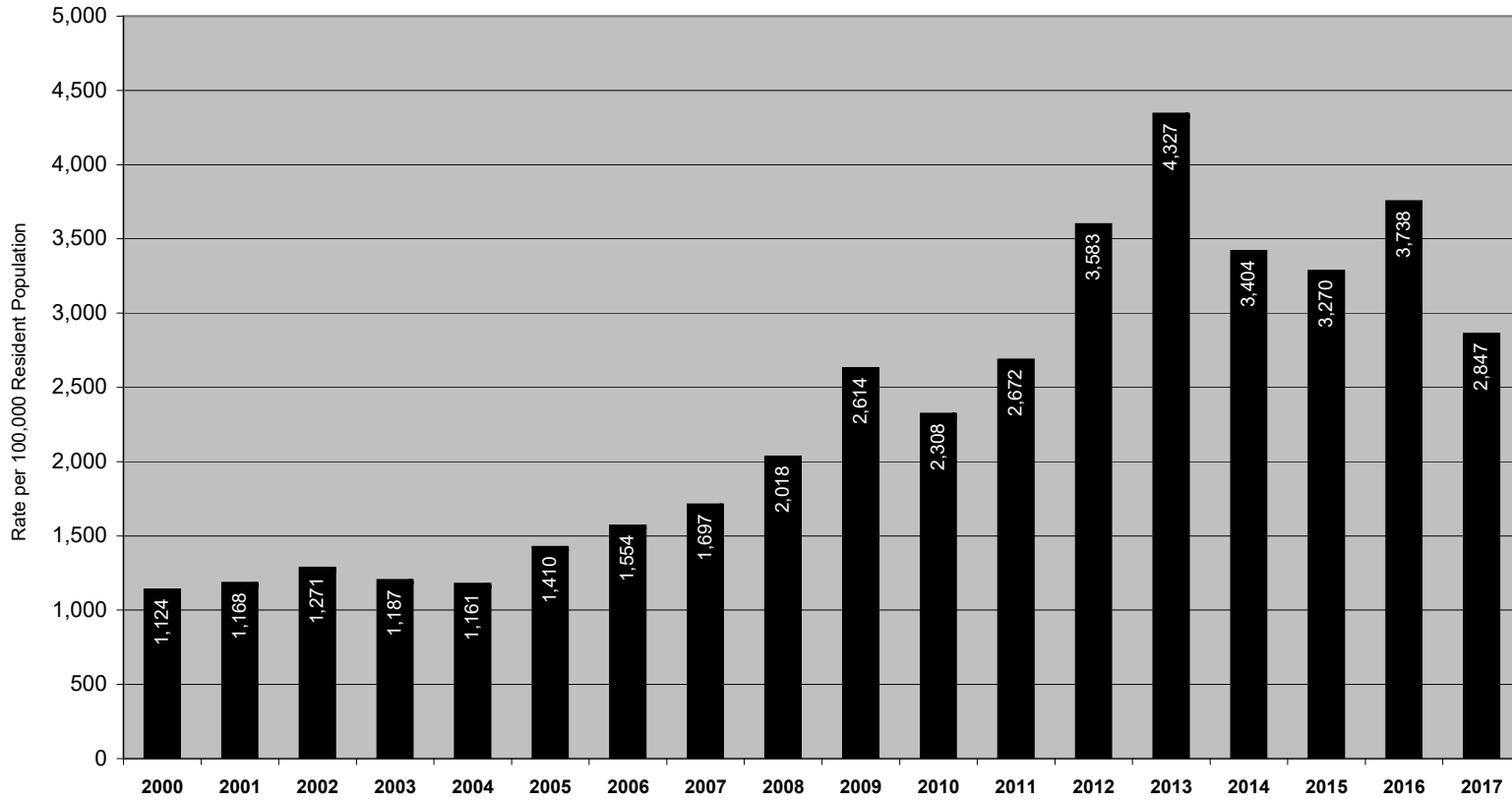
# Firearms Registered, County of Kauai, 2000-2017

Source: Hawaii Department of the Attorney General (Uniform Crime Reporting Program)



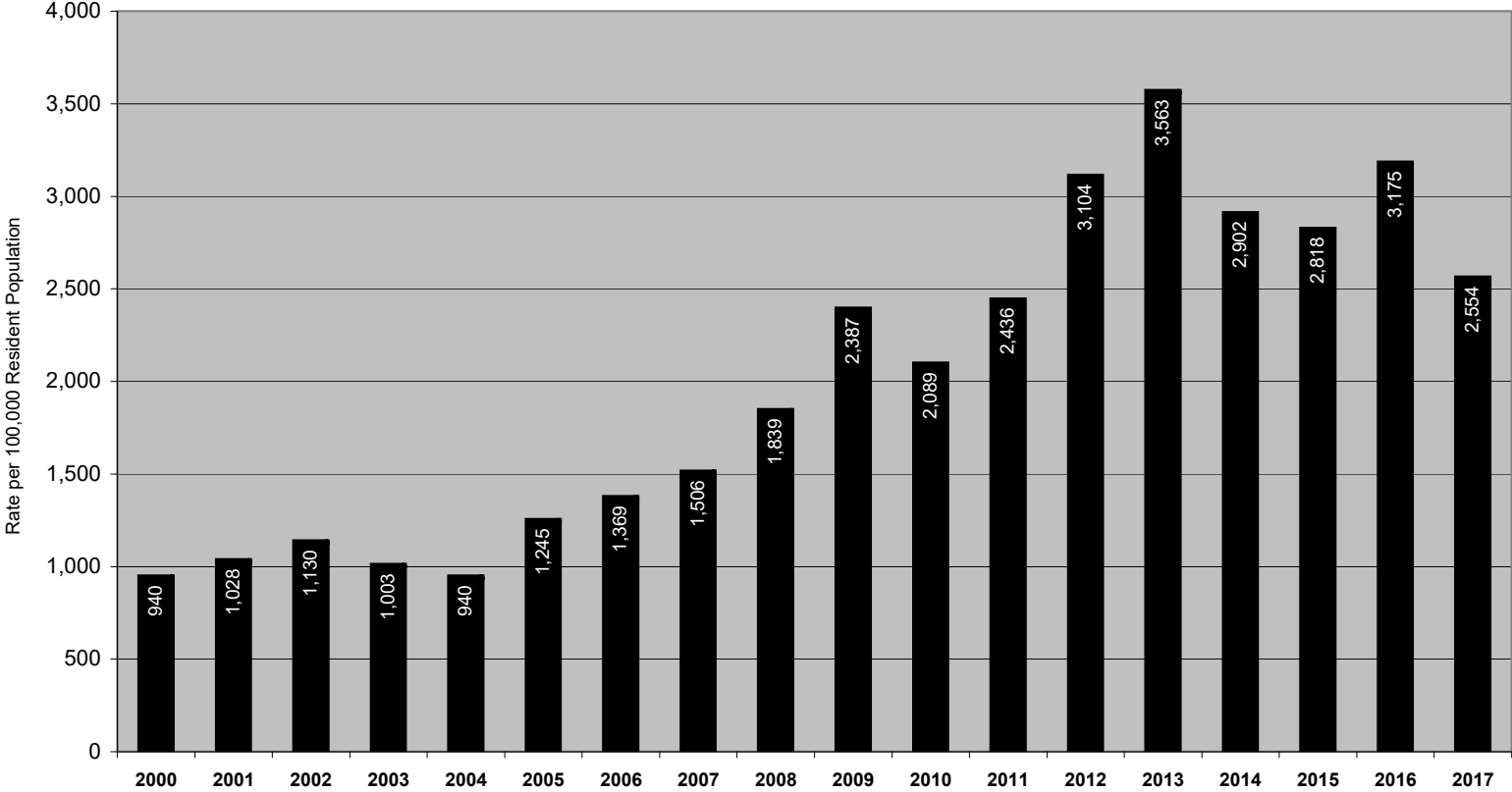
# Rate of Firearms Registered, State of Hawaii, 2000-2017

Source: Hawaii Department of the Attorney General (Uniform Crime Reporting Program)



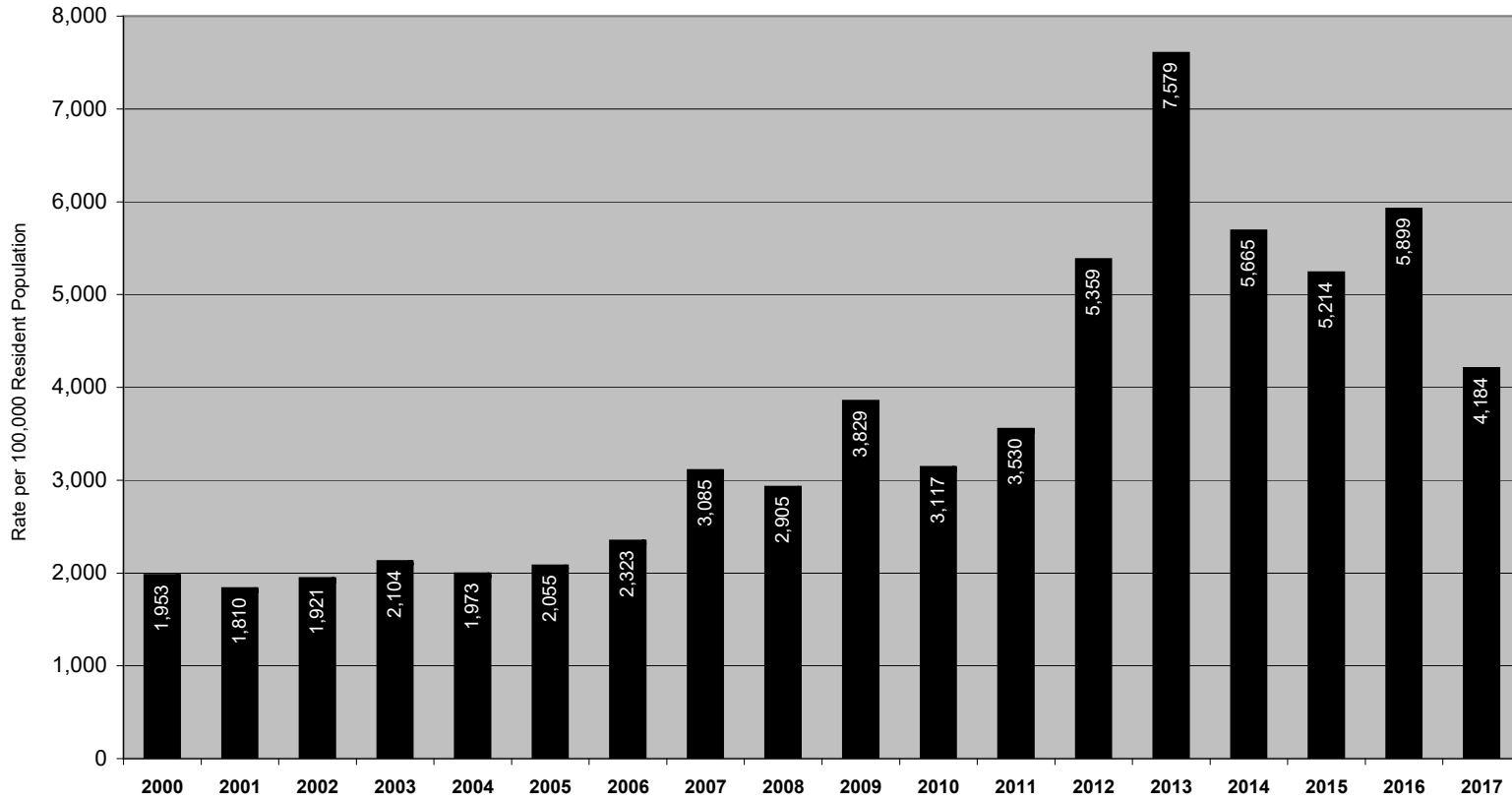
# Rate of Firearms Registered, City & County of Honolulu, 2000-2017

Source: Hawaii Department of the Attorney General (Uniform Crime Reporting Program)



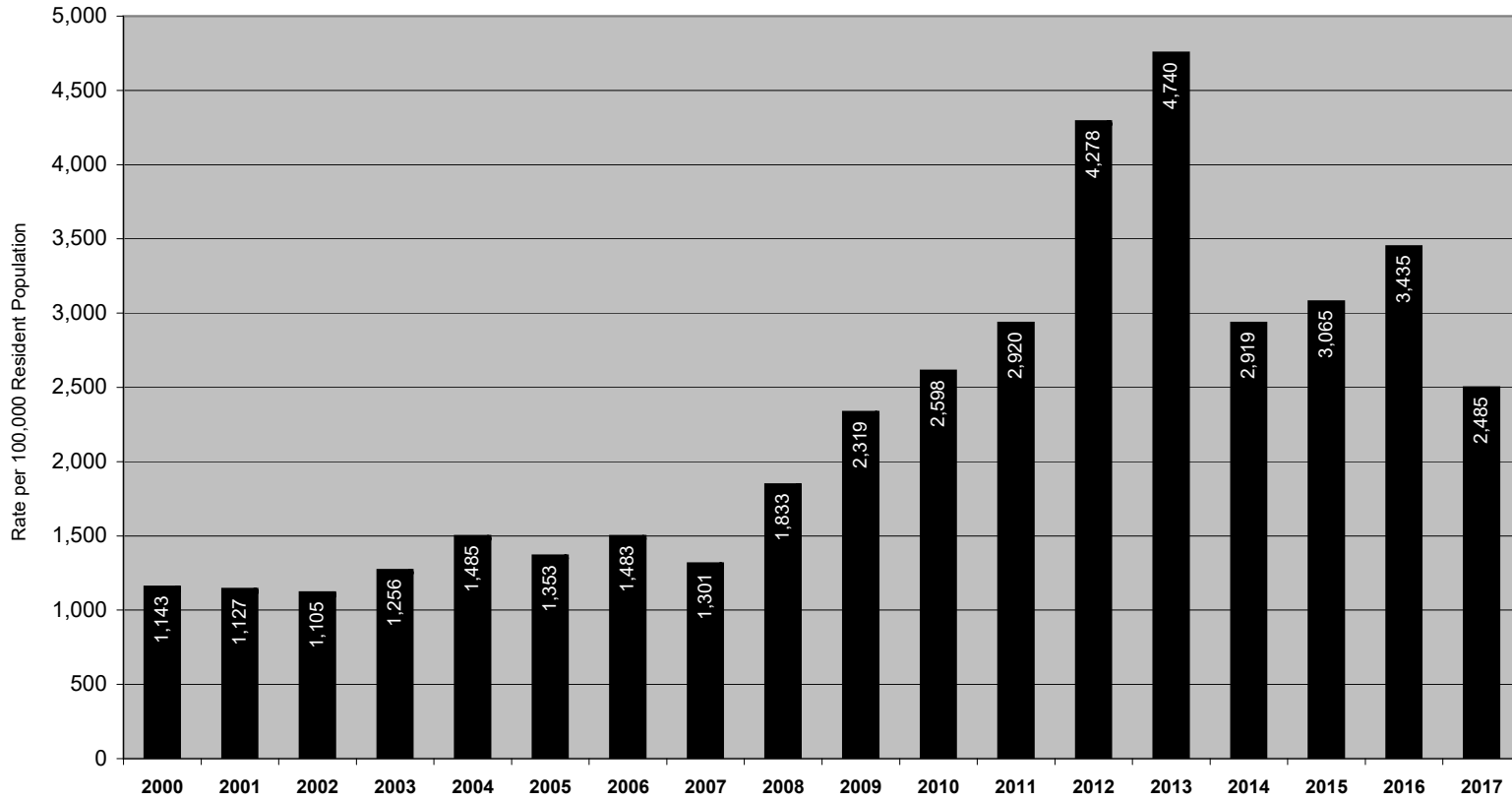
# Rate of Firearms Registered, County of Hawaii, 2000-2017

Source: Hawaii Department of the Attorney General (Uniform Crime Reporting Program)



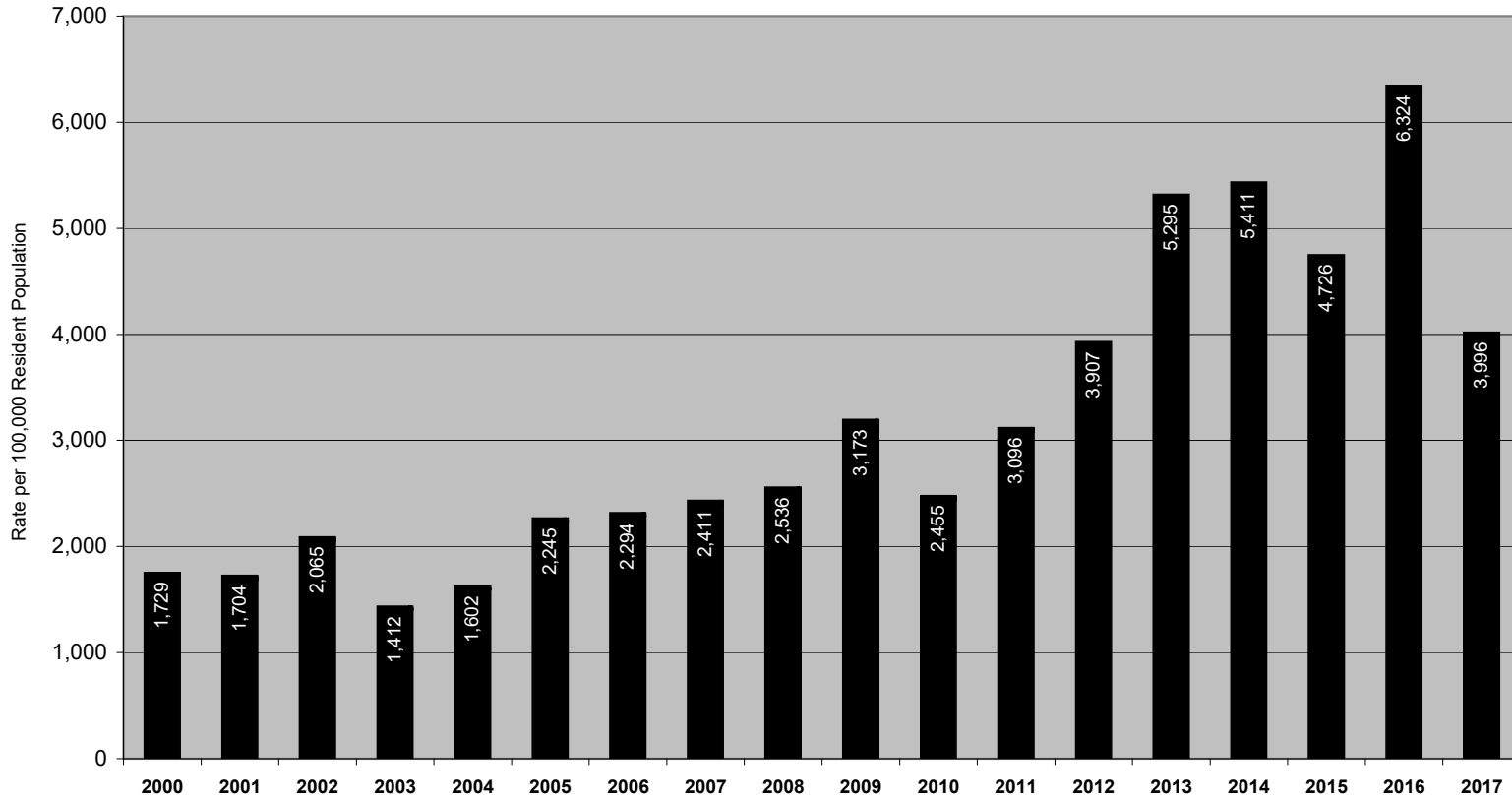
# Rate of Firearms Registered, County of Maui, 2000-2017

Source: Hawaii Department of the Attorney General (Uniform Crime Reporting Program)



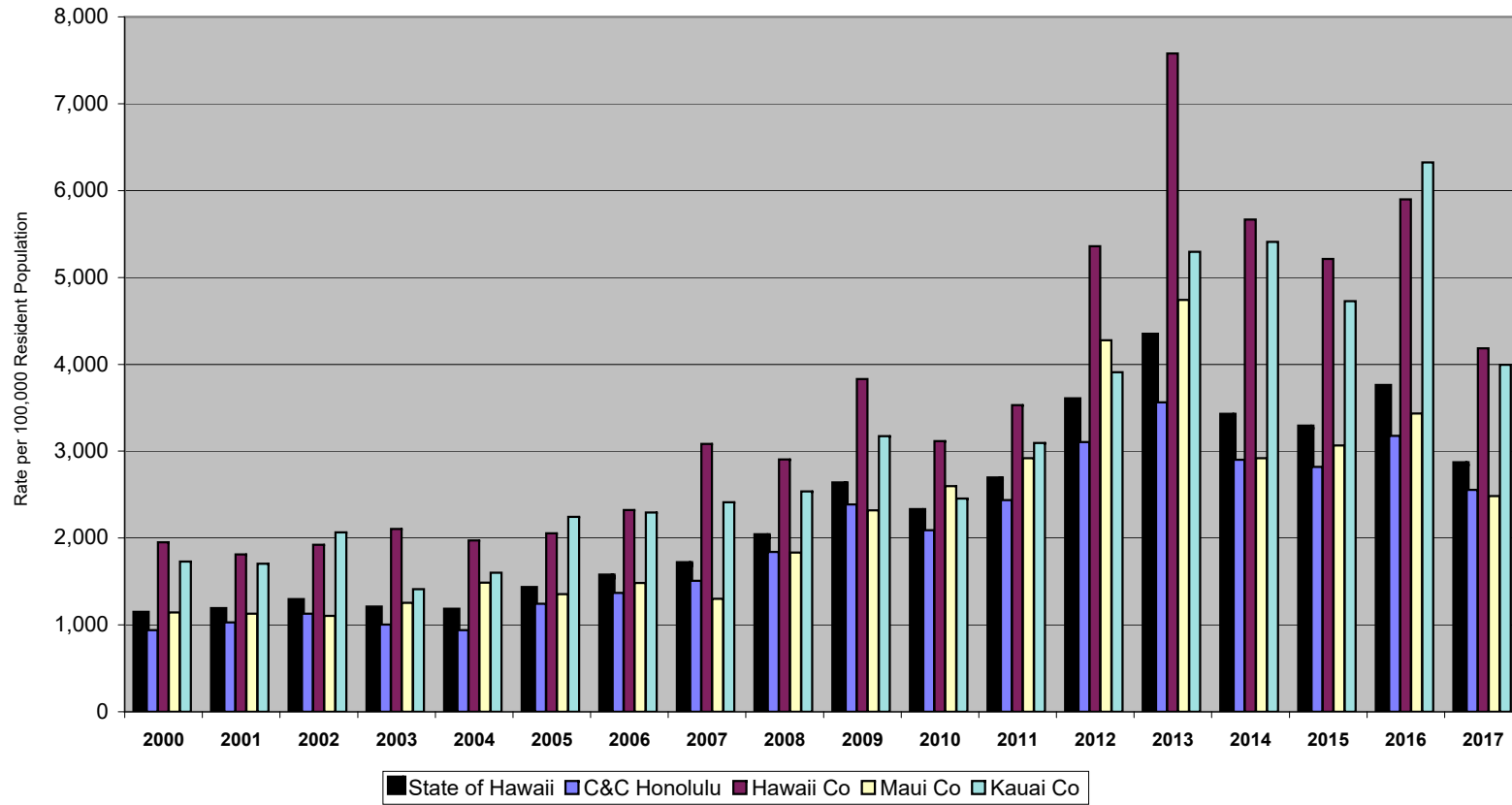
# Rate of Firearms Registered, County of Kauai, 2000-2017

Source: Hawaii Department of the Attorney General (Uniform Crime Reporting Program)



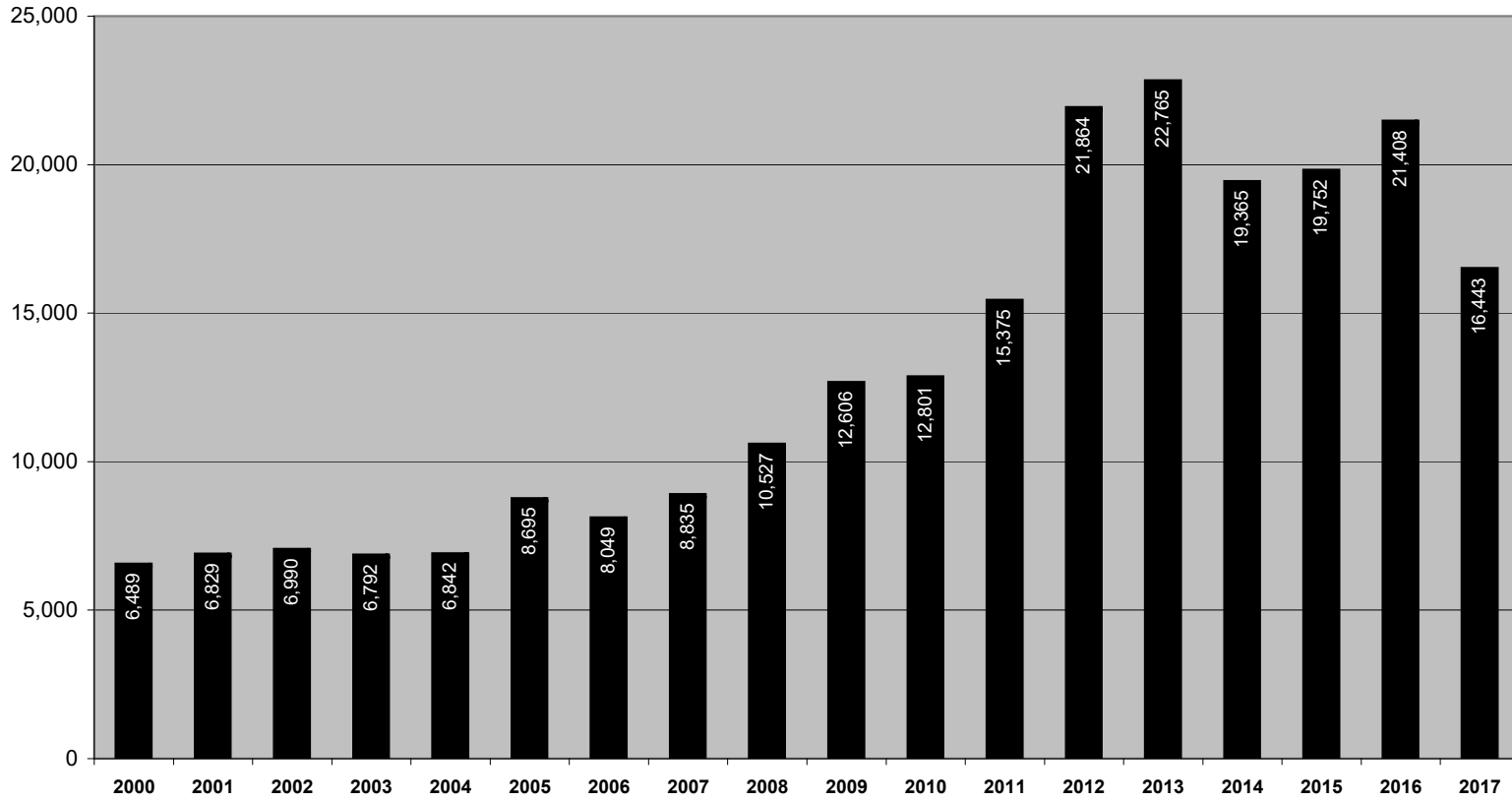
## Rate of Firearms Registered, State of Hawaii and Counties, 2000-2017

Source: Hawaii Department of the Attorney General (Uniform Crime Reporting Program)



# Firearm Permit Applications Processed, State of Hawaii, 2000-2017

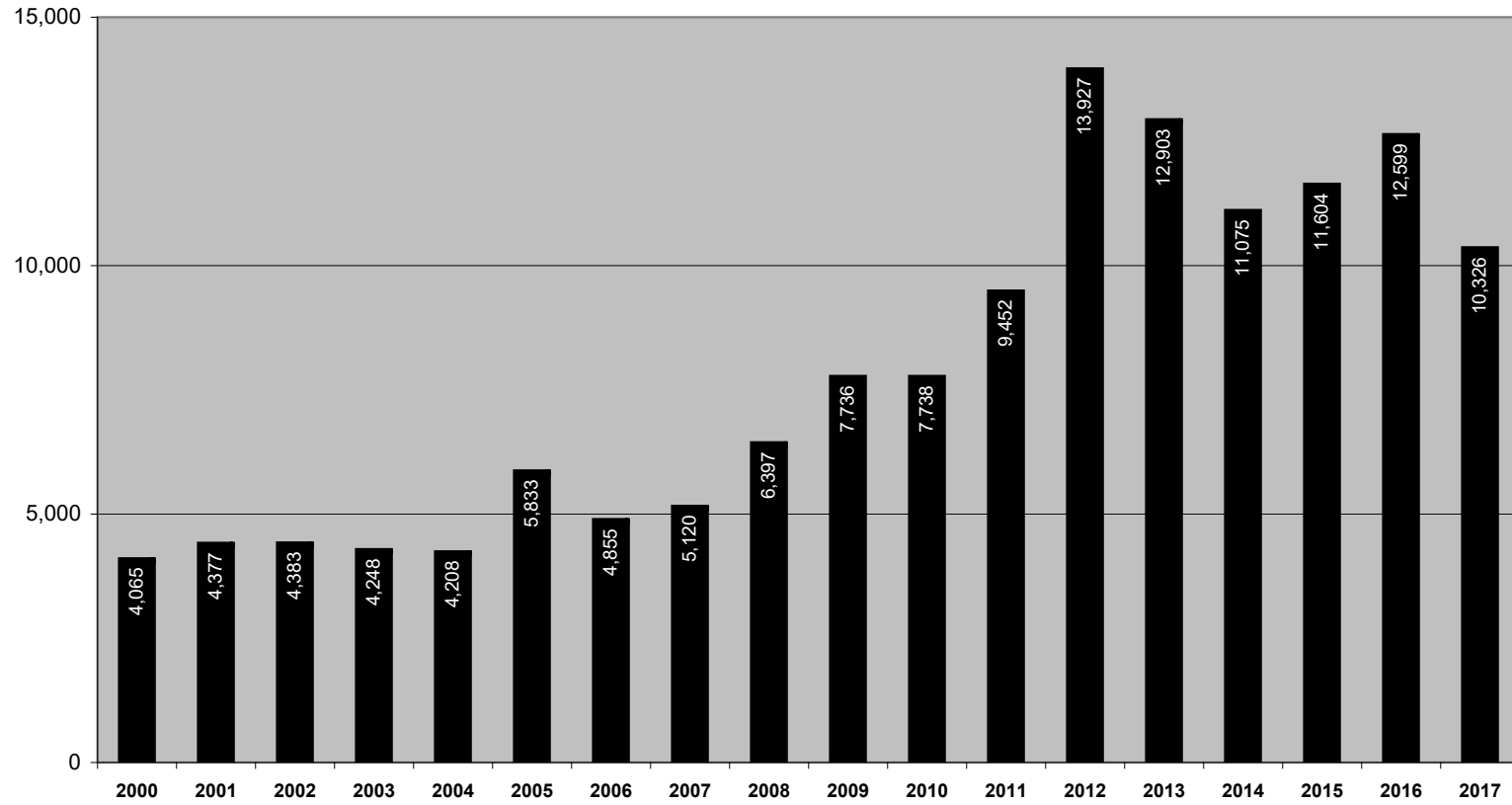
Source: Hawaii Department of the Attorney General (Uniform Crime Reporting Program)





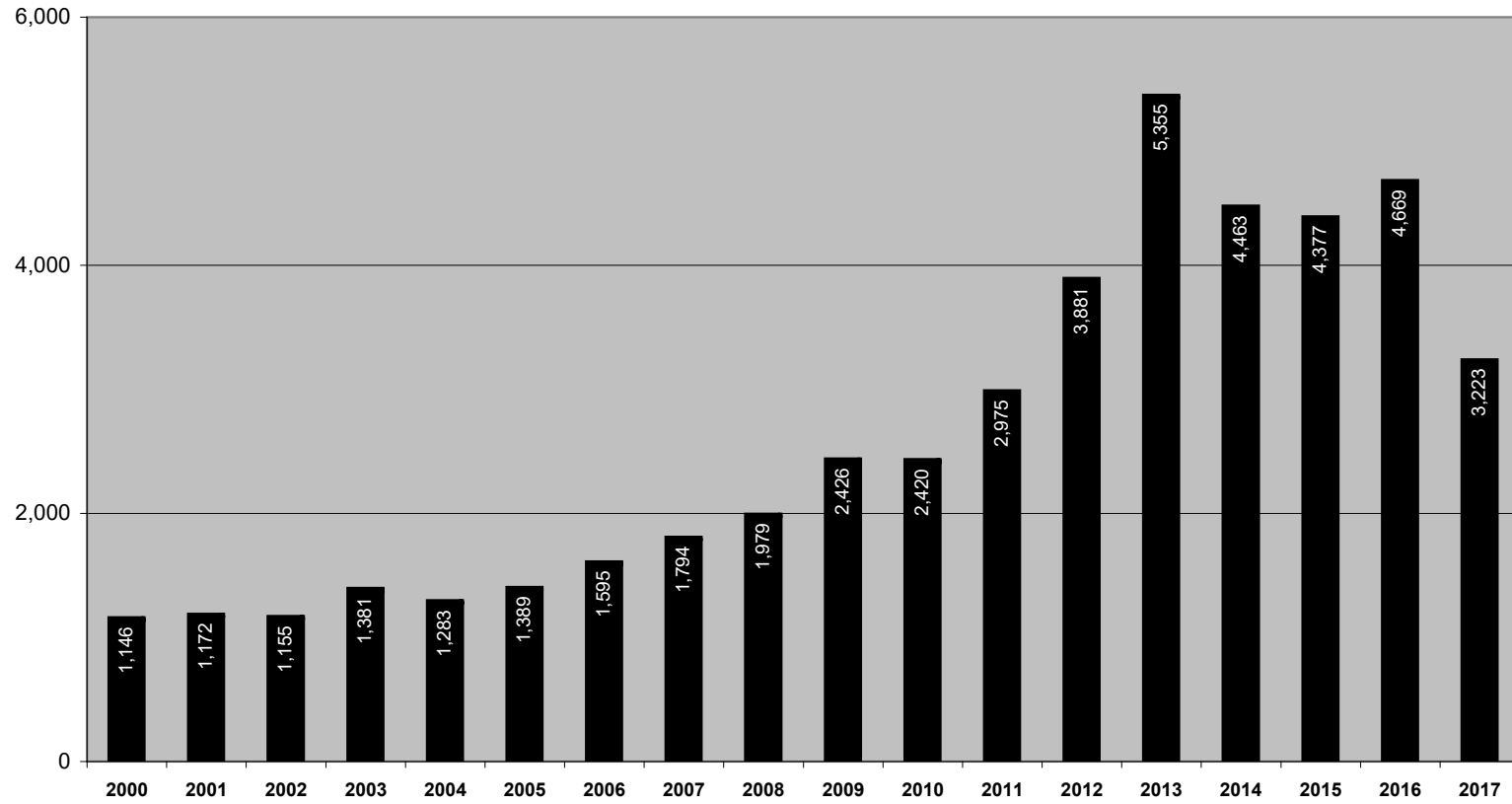
# Firearm Permit Applications Processed, City & County of Honolulu, 2000-2017

Source: Hawaii Department of the Attorney General (Uniform Crime Reporting Program)



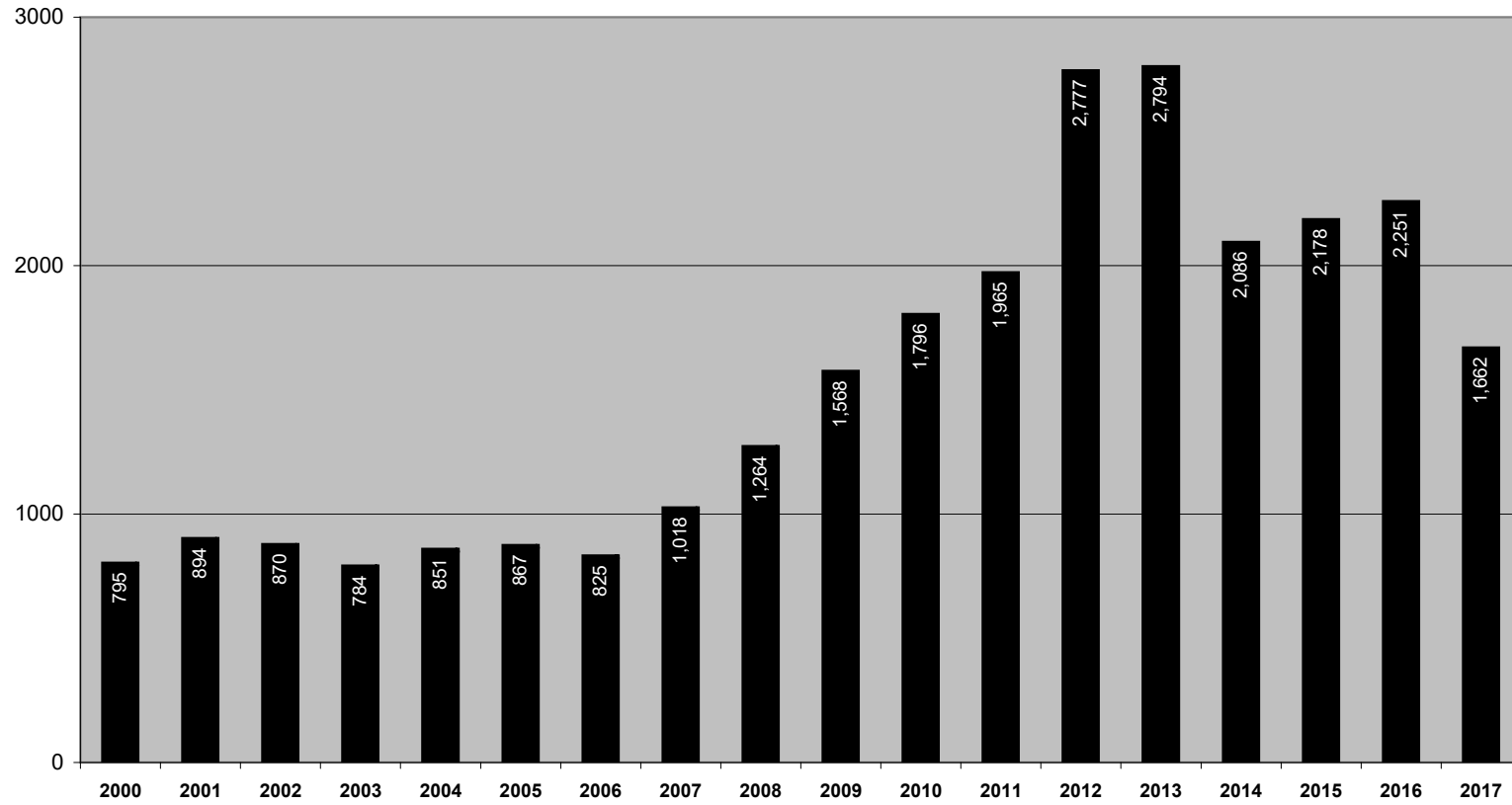
# Firearm Permit Applications Processed, County of Hawaii, 2000-2017

Source: Hawaii Department of the Attorney General (Uniform Crime Reporting Program)



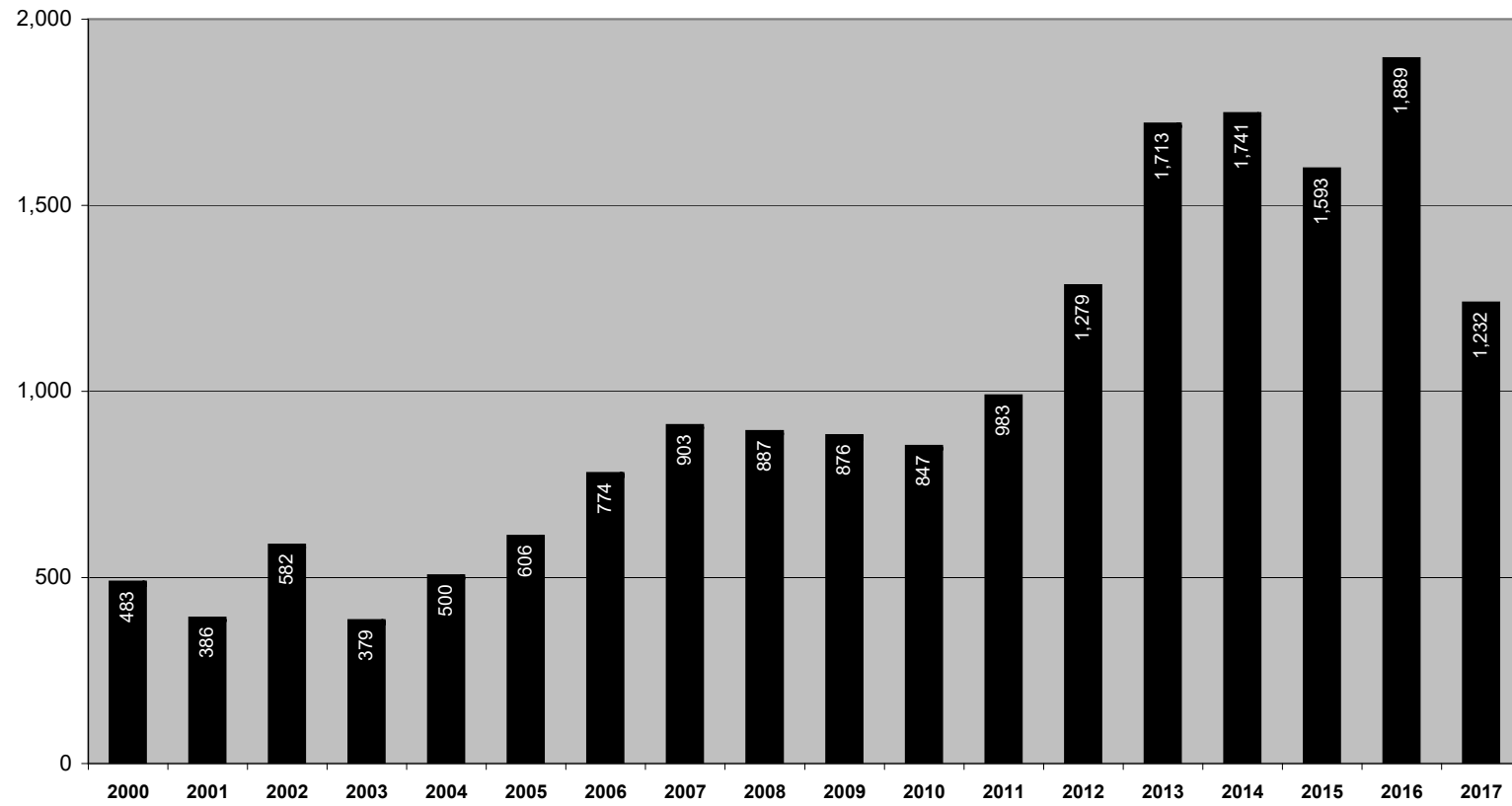
# Firearm Permit Applications Processed, County of Maui, 2000-2017

Source: Hawaii Department of the Attorney General (Uniform Crime Reporting Program)



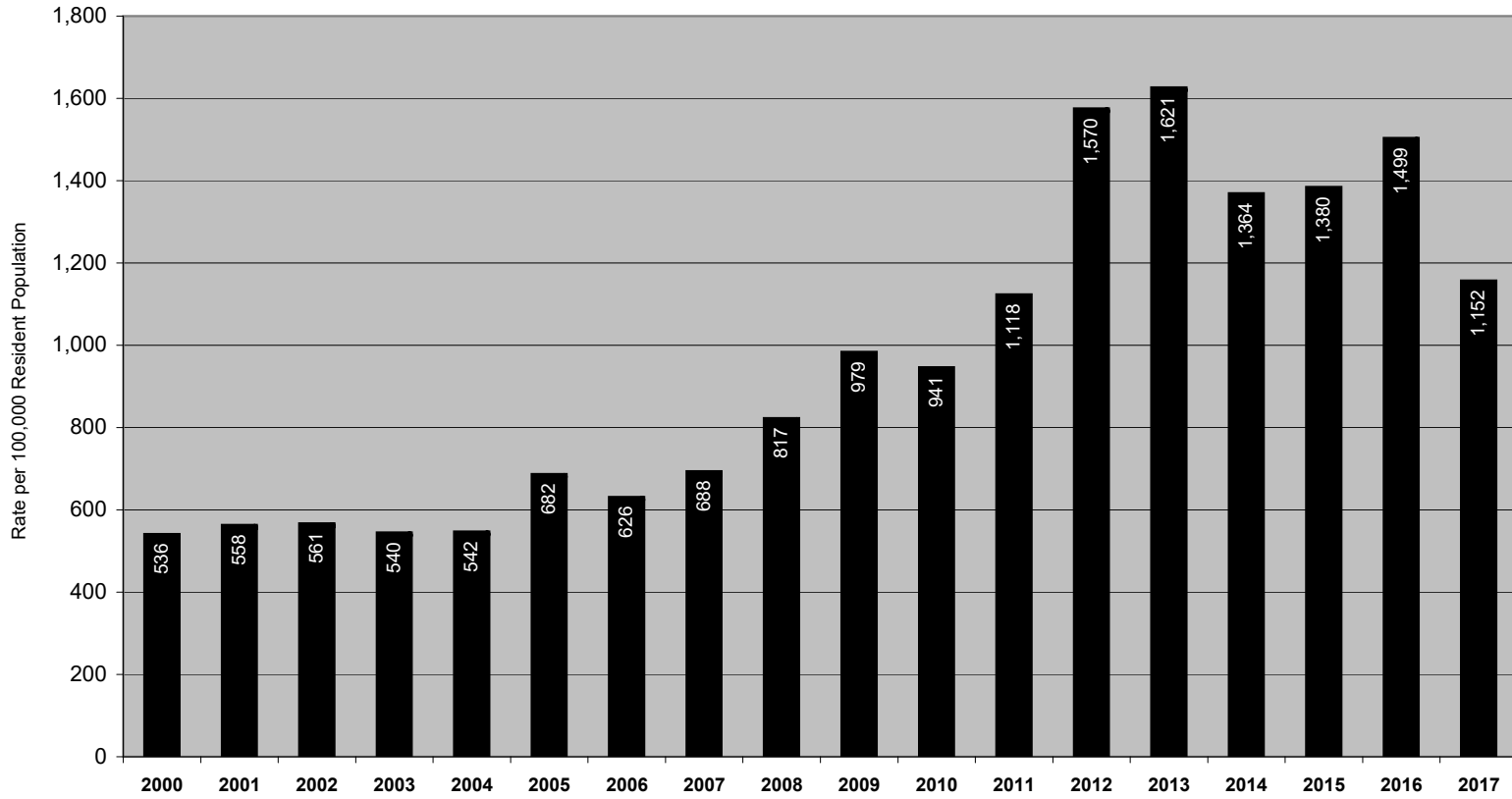
# Firearm Permit Applications Processed, County of Kauai, 2000-2017

Source: Hawaii Department of the Attorney General (Uniform Crime Reporting Program)



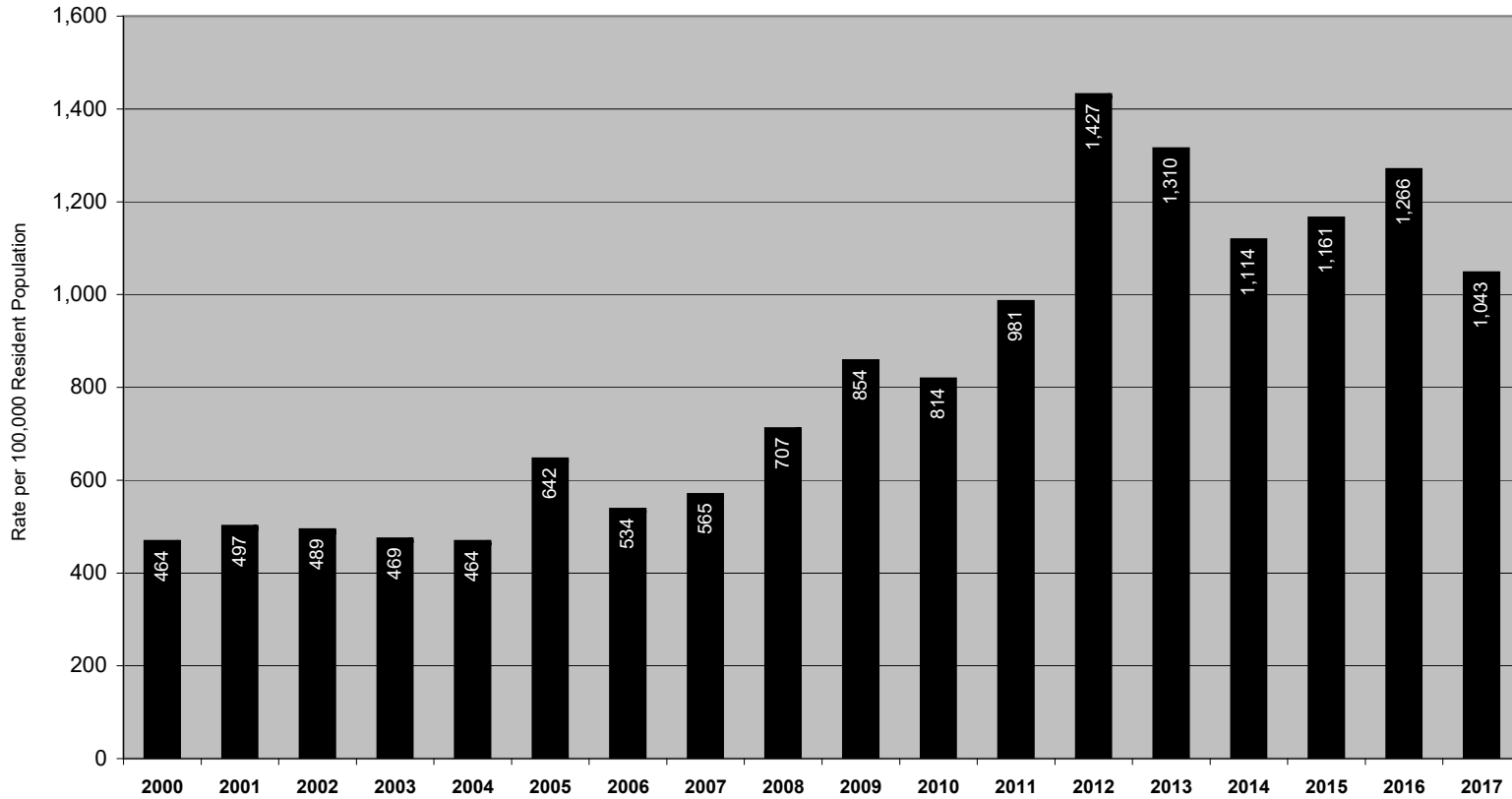
# Rate of Firearm Permit Applications Processed, State of Hawaii, 2000-2017

Source: Hawaii Department of the Attorney General (Uniform Crime Reporting Program)



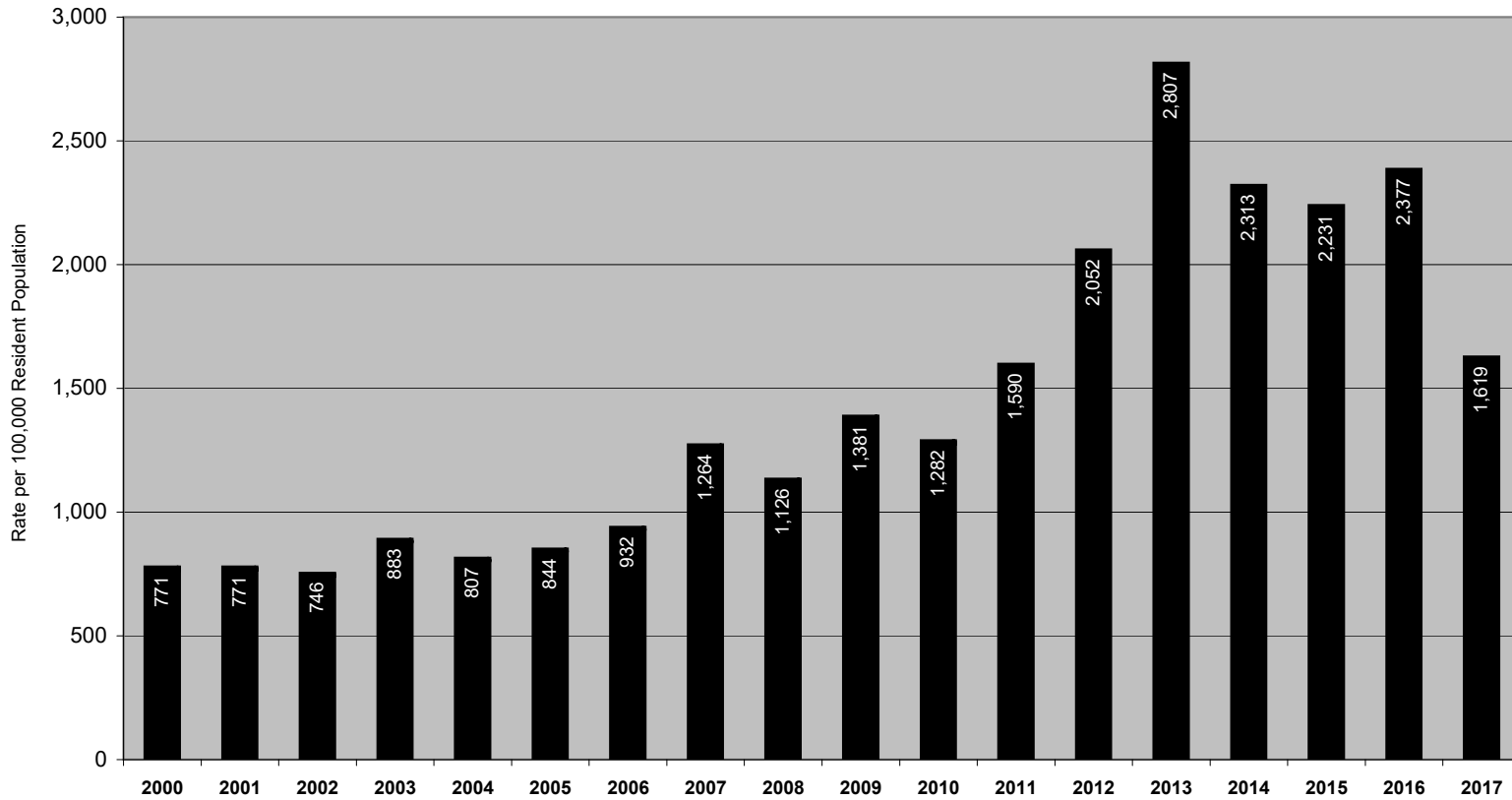
# Rate of Firearm Permit Applications Processed, City & County of Honolulu, 2000-2017

Source: Hawaii Department of the Attorney General (Uniform Crime Reporting Program)



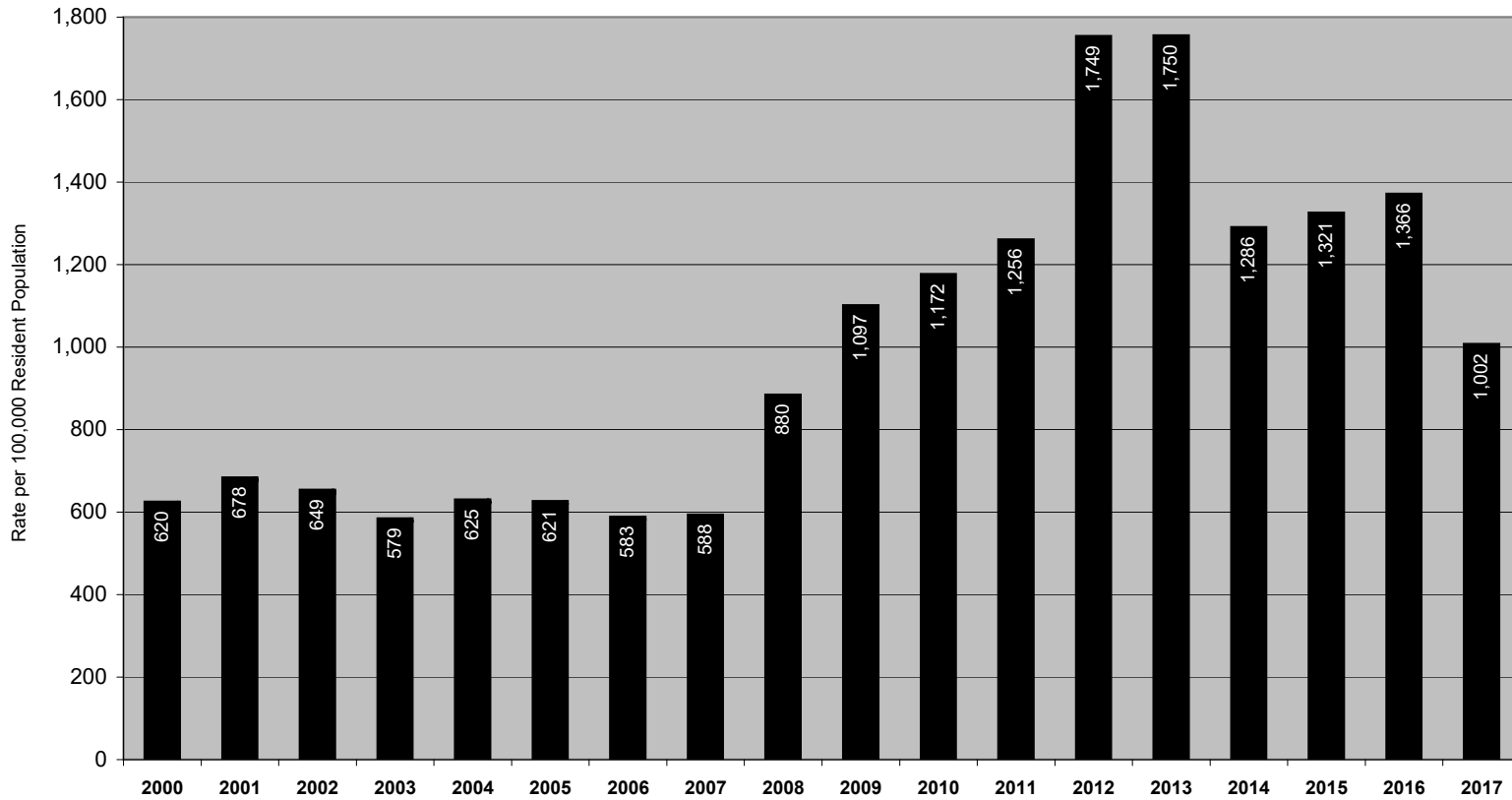
## Rate of Firearm Permit Applications Processed, County of Hawaii, 2000-2017

Source: Hawaii Department of the Attorney General (Uniform Crime Reporting Program)



# Rate of Firearm Permit Applications Processed, County of Maui, 2000-2017

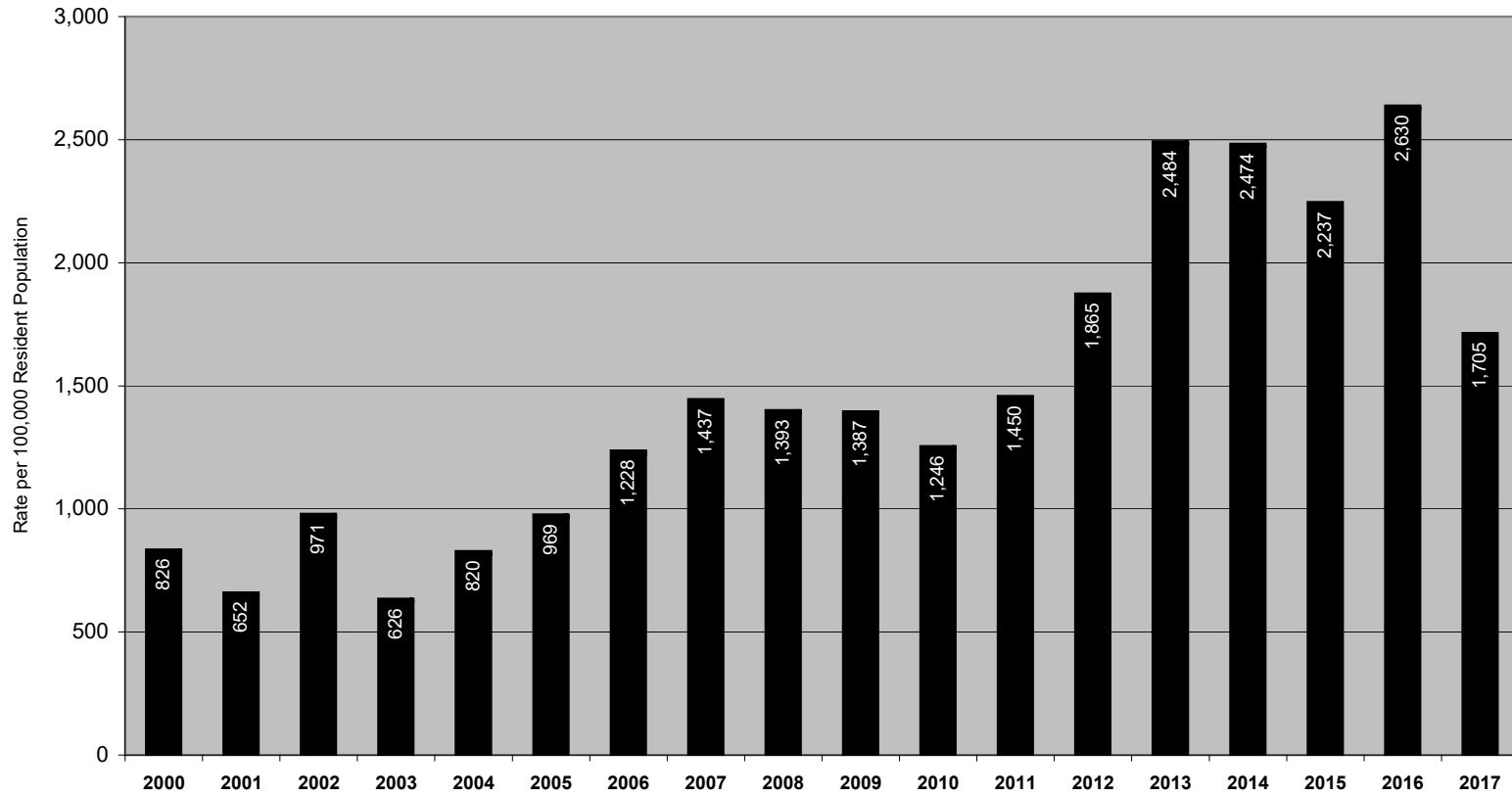
Source: Hawaii Department of the Attorney General (Uniform Crime Reporting Program)





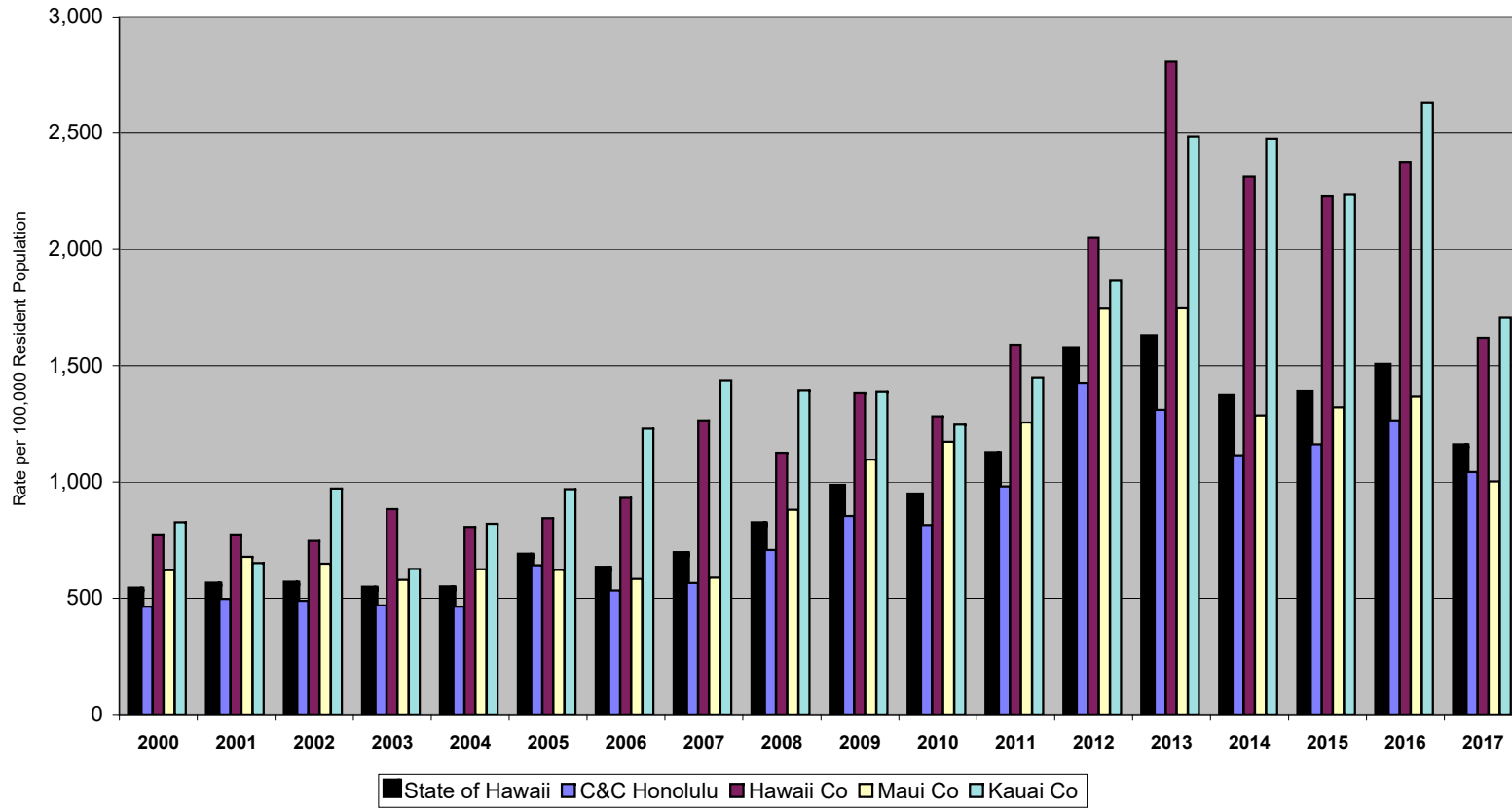
# Rate of Firearm Permit Applications Processed, County of Kauai, 2000-2017

Source: Hawaii Department of the Attorney General (Uniform Crime Reporting Program)



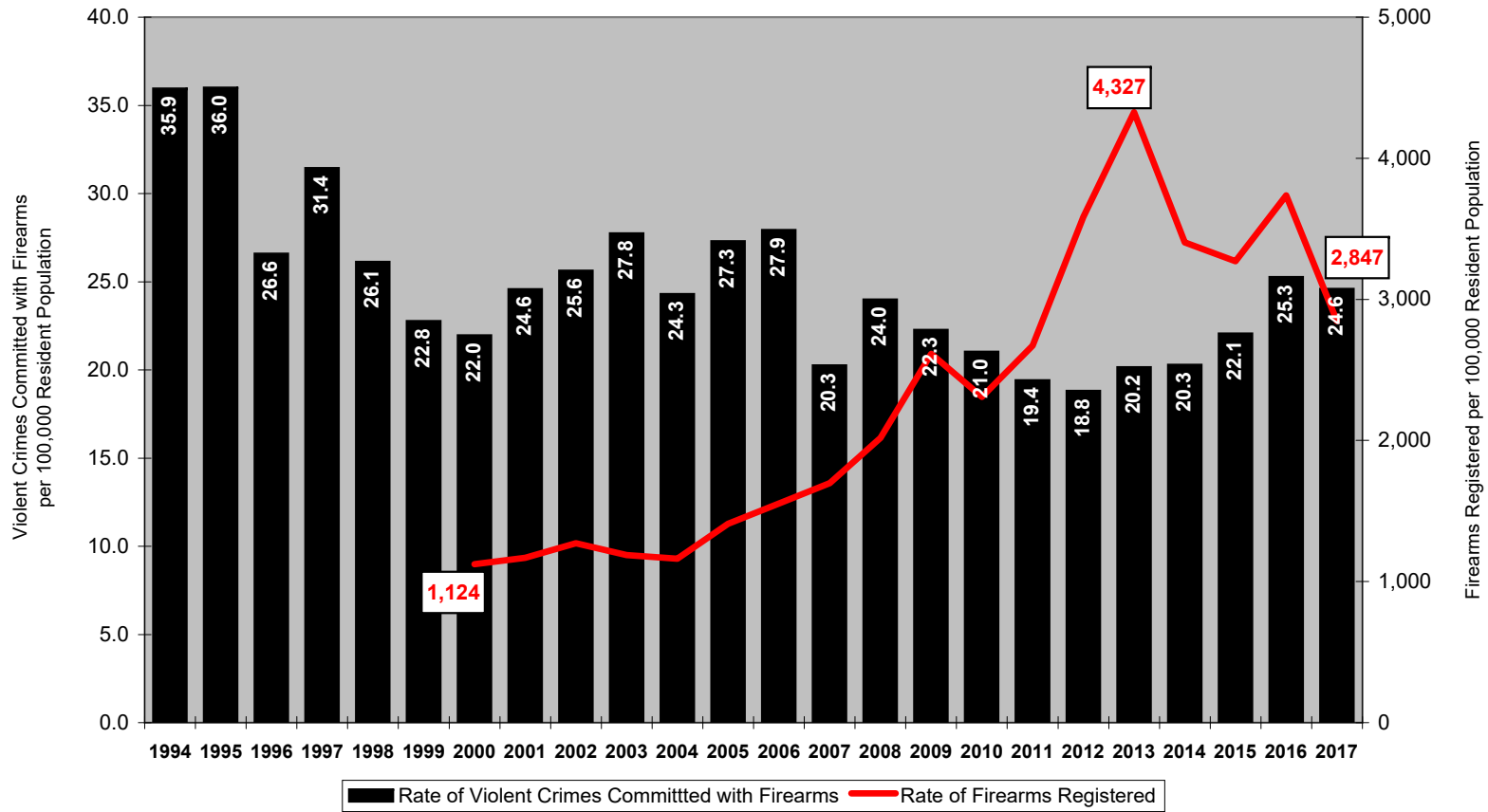
## Rate of Firearms Registered, State of Hawaii and Counties, 2000-2017

Source: Hawaii Department of the Attorney General (Uniform Crime Reporting Program)



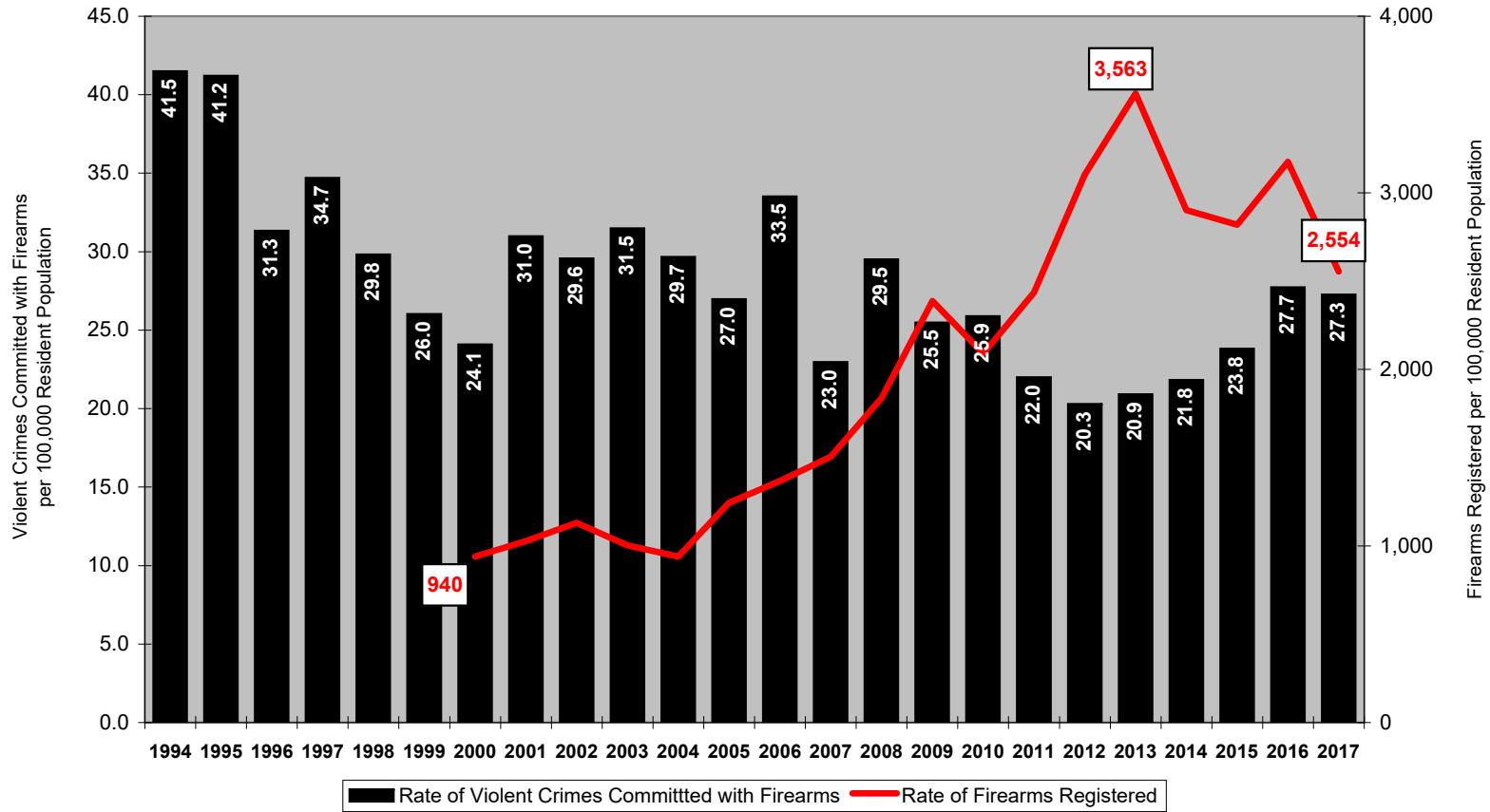
## Rate of Violent Crimes Committed with Firearms and Rate of Firearms Registered, State of Hawaii, 1994-2017

Source: Hawaii Department of the Attorney General (Uniform Crime Reporting Program)



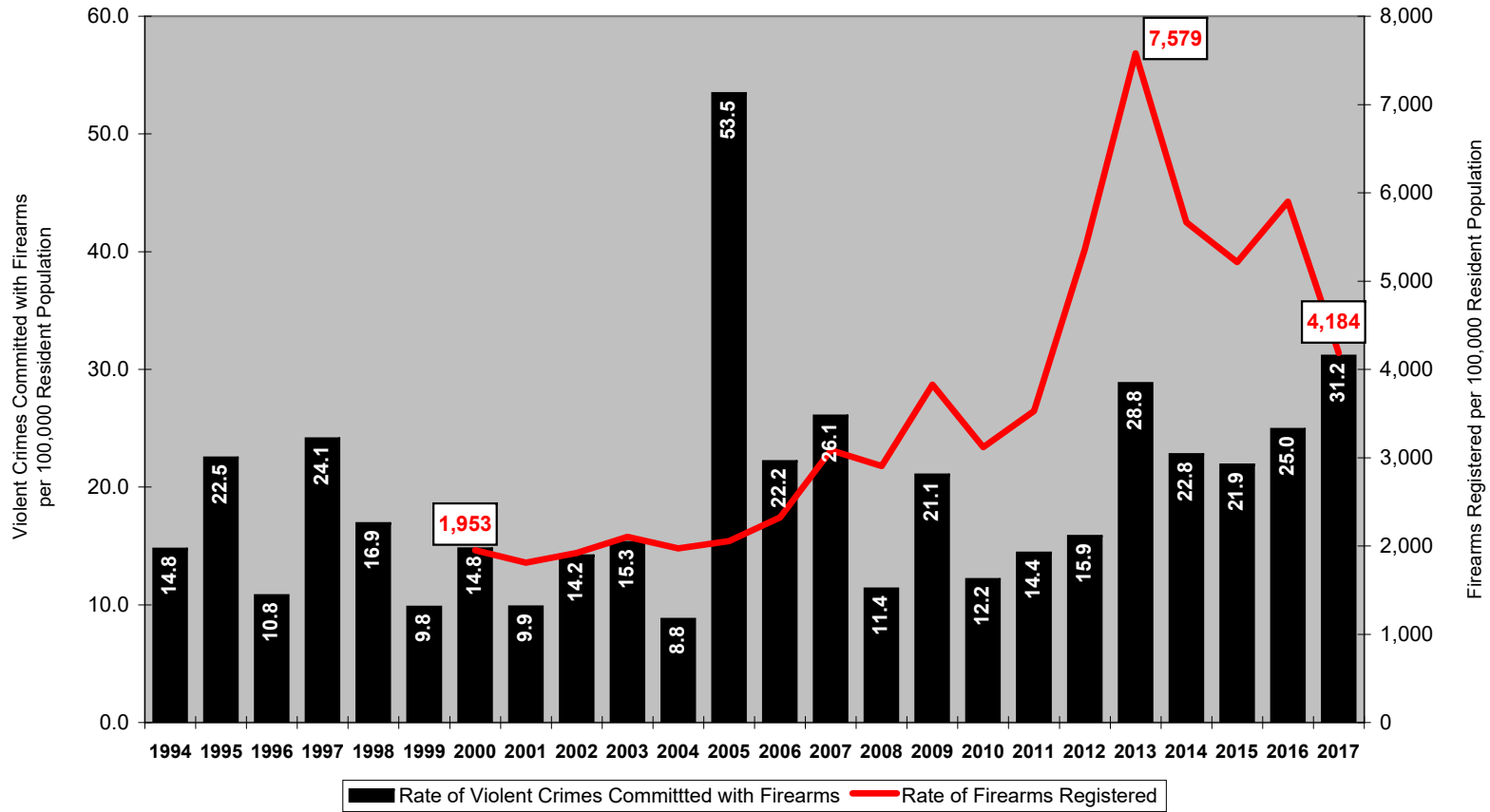
## Rate of Violent Crimes Committed with Firearms and Rate of Firearms Registered, City & County of Honolulu, 1994-2017

Source: Hawaii Department of the Attorney General (Uniform Crime Reporting Program)



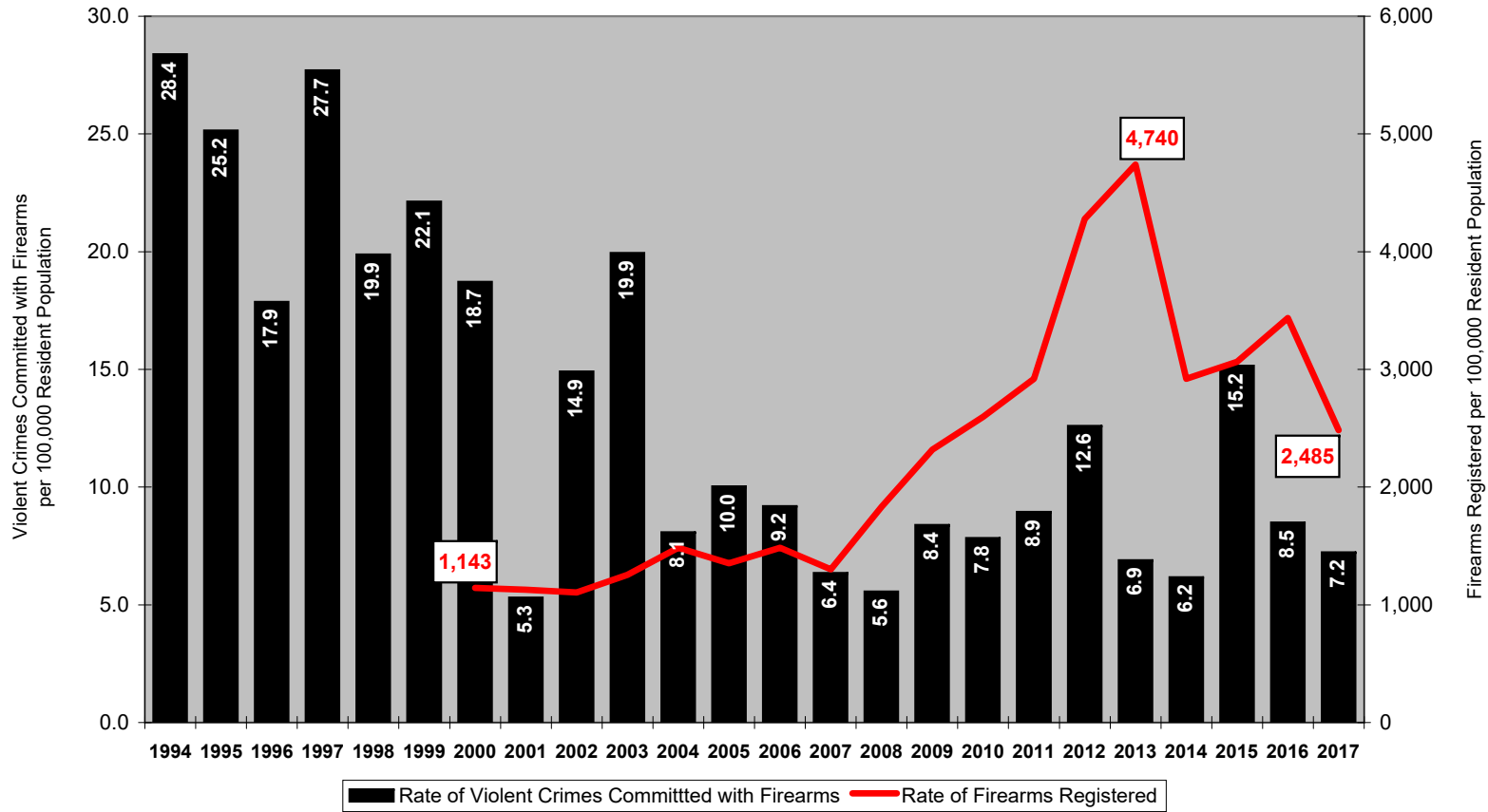
## Rate of Violent Crimes Committed with Firearms and Rate of Firearms Registered, County of Hawaii, 1994-2017

Source: Hawaii Department of the Attorney General (Uniform Crime Reporting Program)



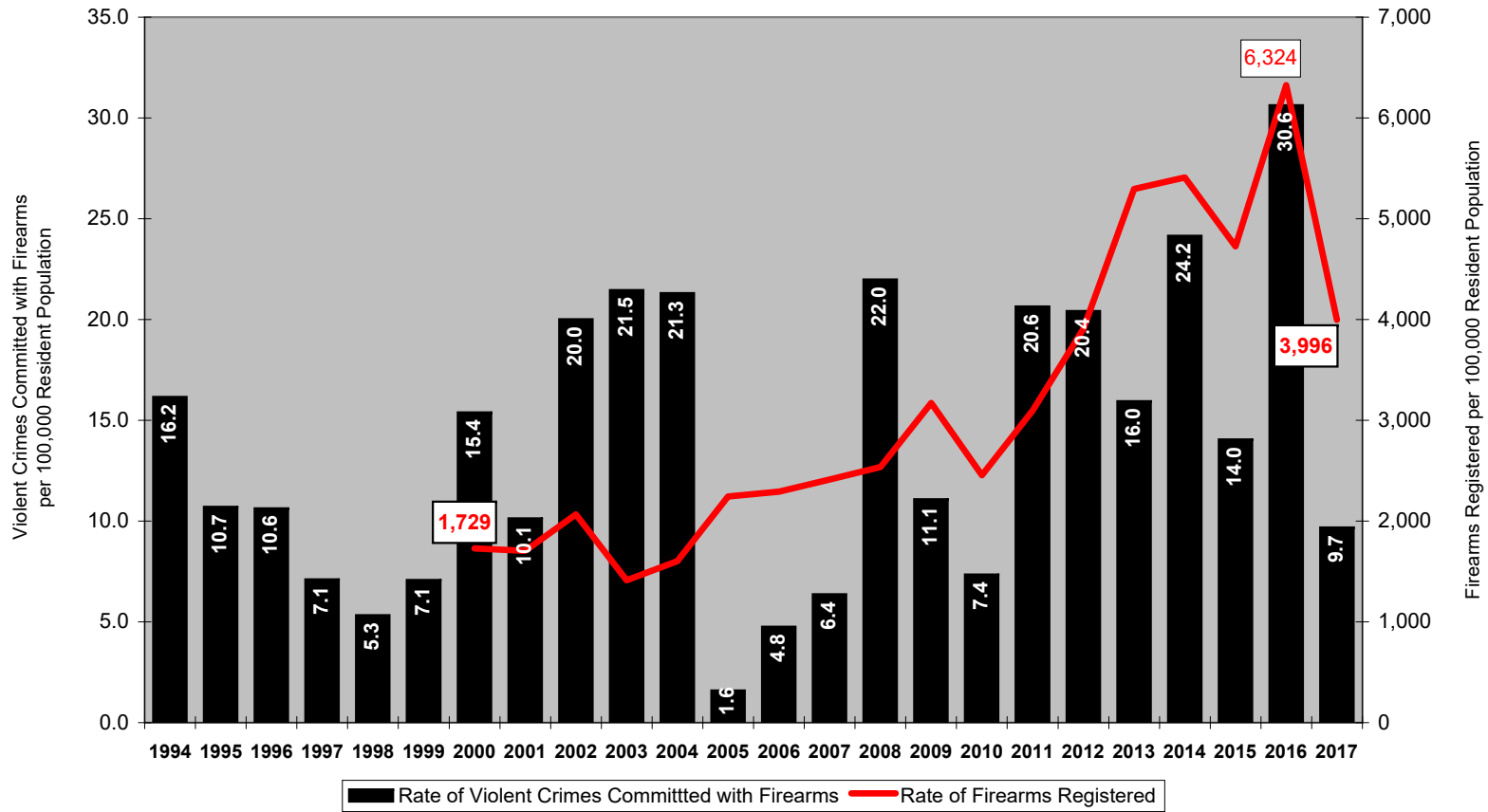
## Rate of Violent Crimes Committed with Firearms and Rate of Firearms Registered, County of Maui, 1994-2017

Source: Hawaii Department of the Attorney General (Uniform Crime Reporting Program)



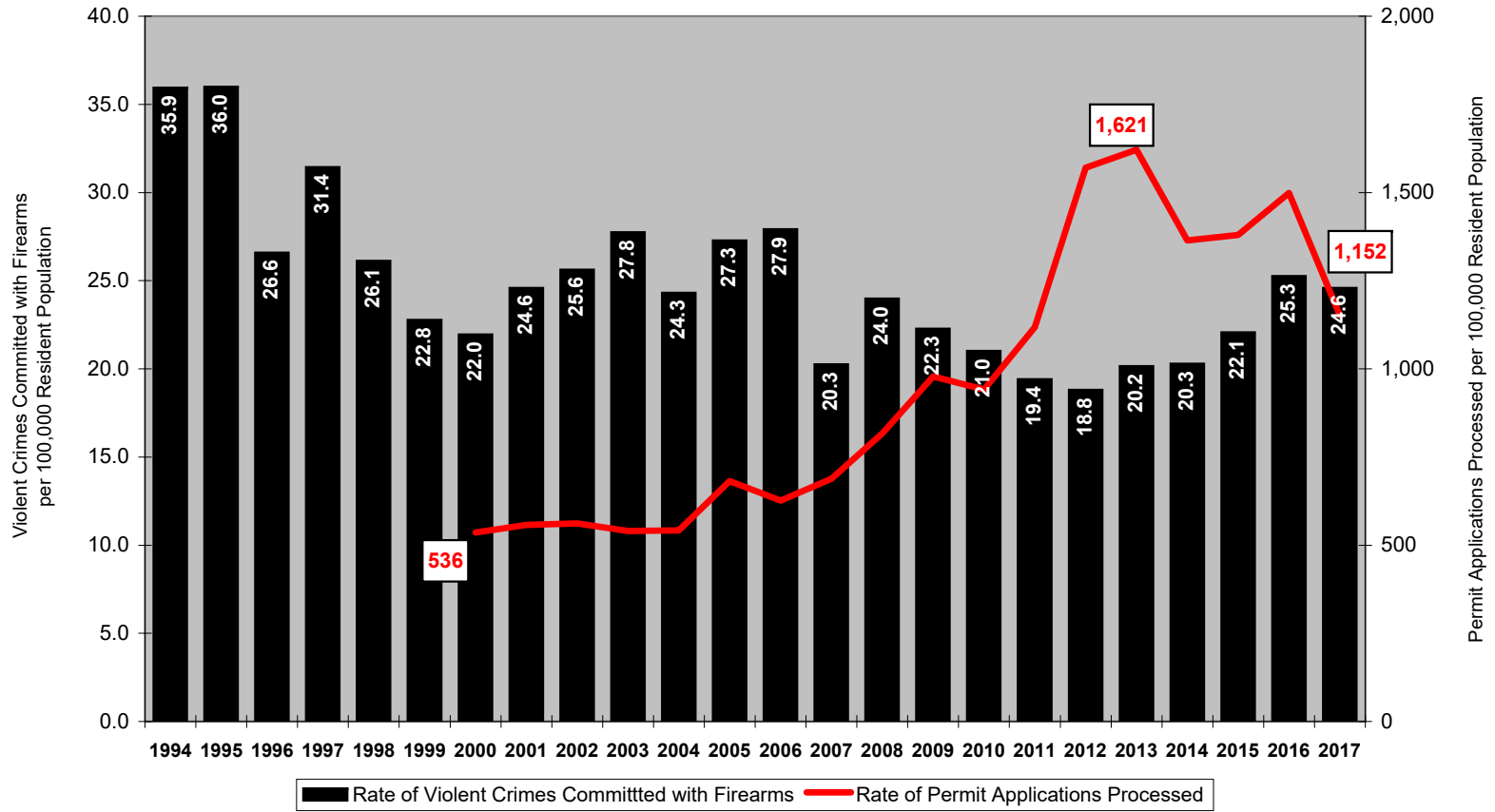
## Rate of Violent Crimes Committed with Firearms and Rate of Firearms Registered, County of Kauai, 1994-2017

Source: Hawaii Department of the Attorney General (Uniform Crime Reporting Program)



## Rate of Violent Crimes Committed with Firearms and Rate of Permit Applications Processed, State of Hawaii, 1994-2017

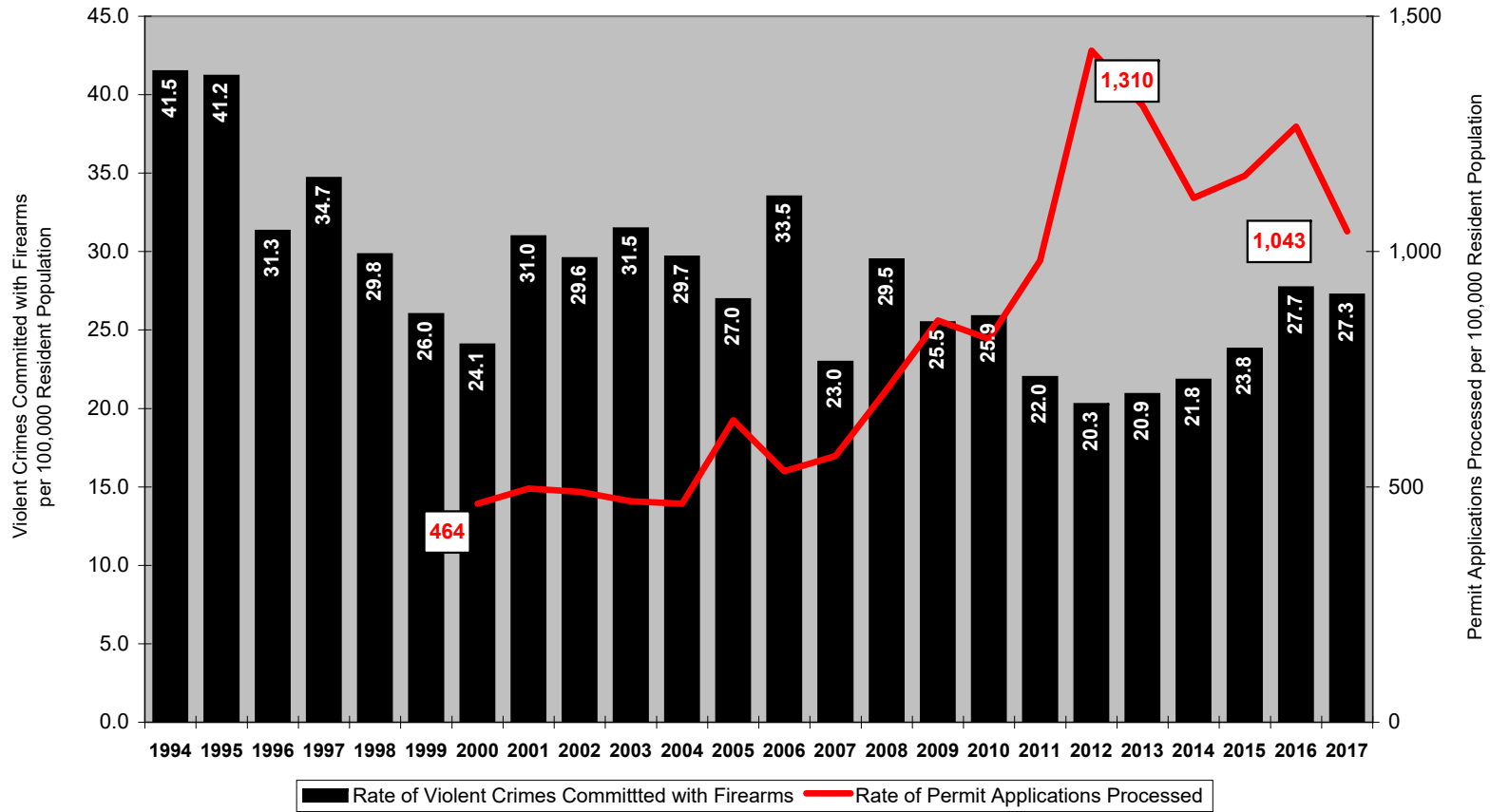
Source: Hawaii Department of the Attorney General (Uniform Crime Reporting Program)





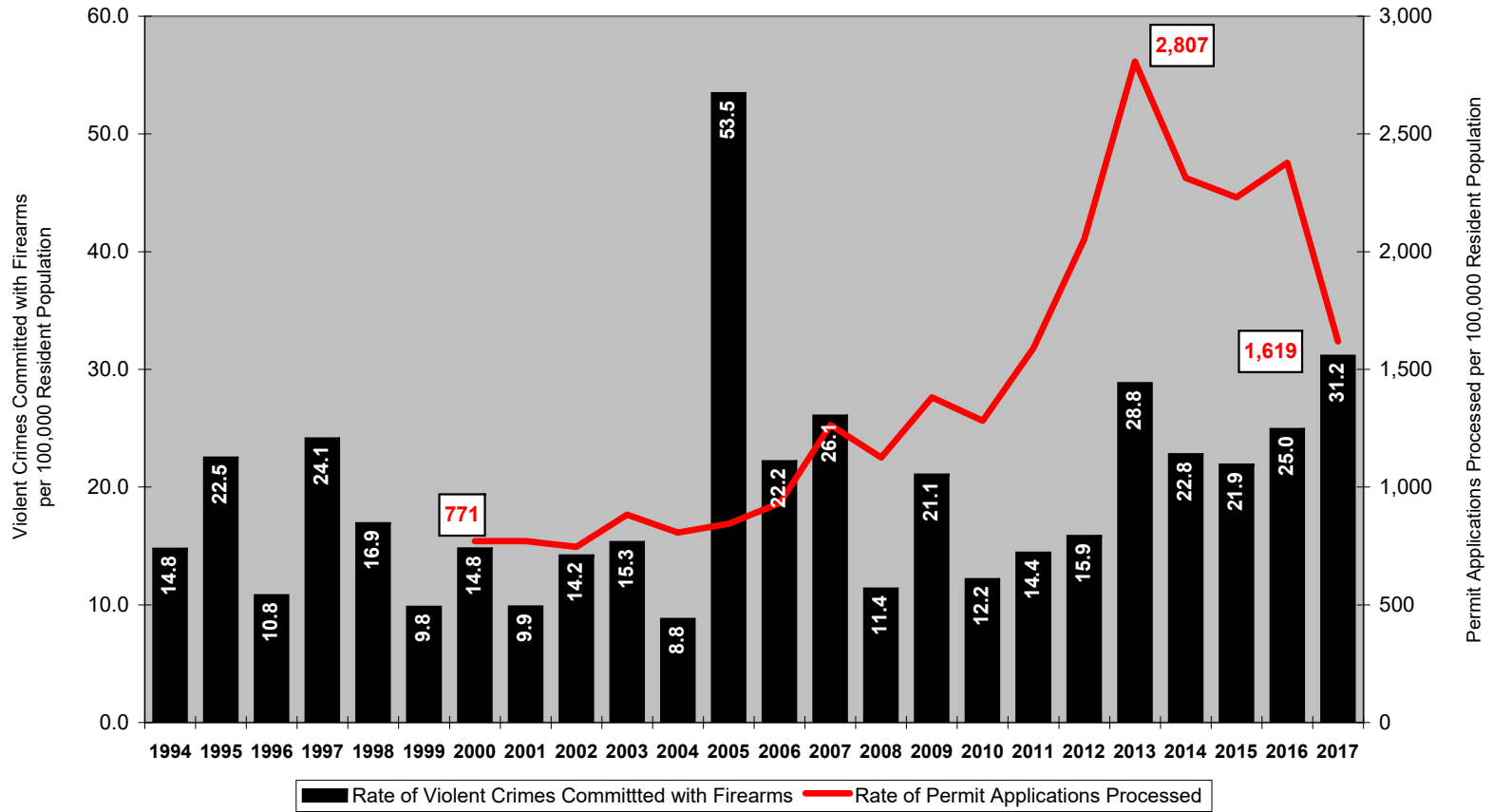
## Rate of Violent Crimes Committed with Firearms and Rate of Permit Applications Processed, City & County of Honolulu, 1994-2017

Source: Hawaii Department of the Attorney General (Uniform Crime Reporting Program)



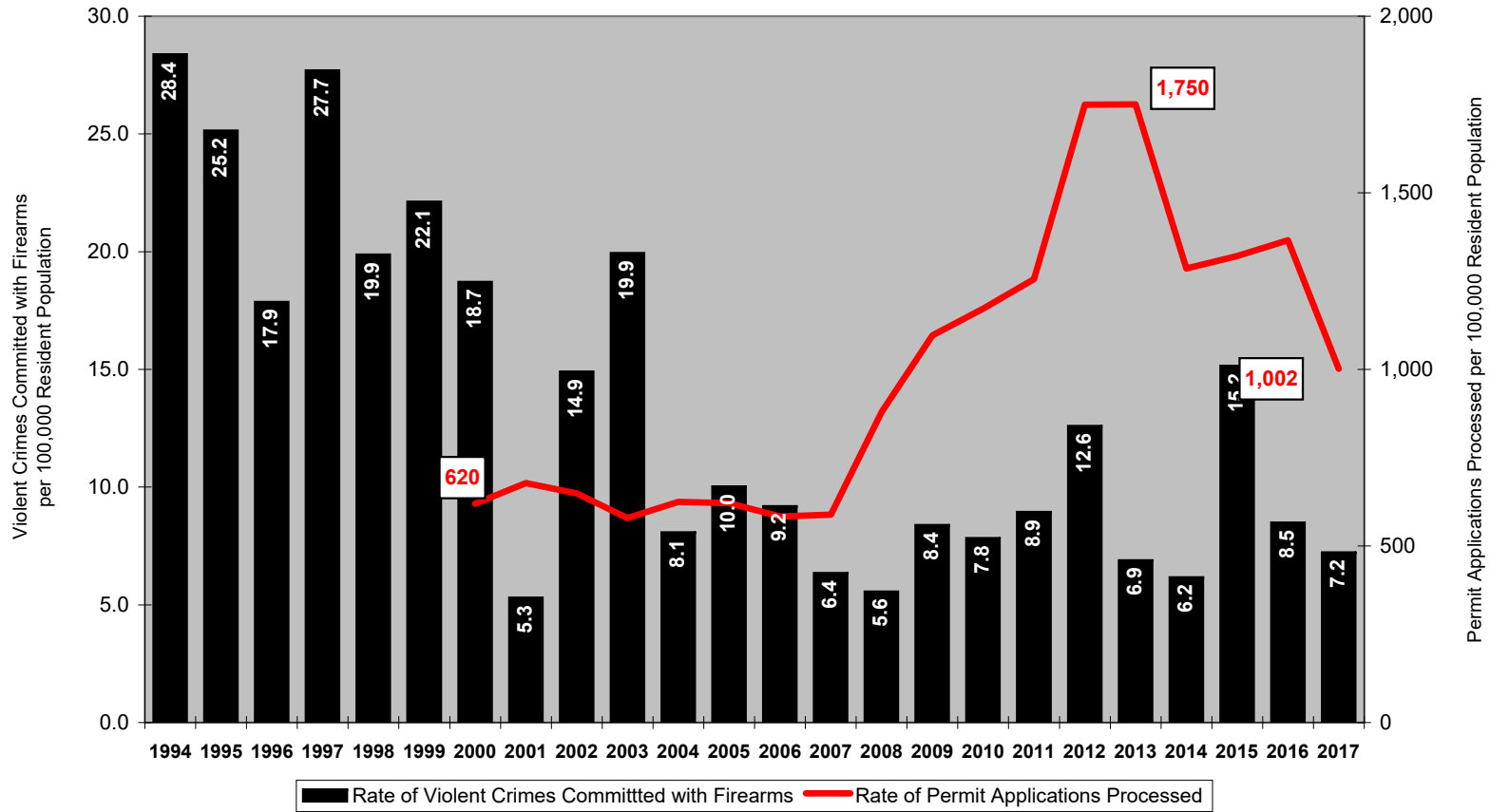
## Rate of Violent Crimes Committed with Firearms and Rate of Permit Applications Processed, County of Hawaii, 1994-2017

Source: Hawaii Department of the Attorney General (Uniform Crime Reporting Program)



## Rate of Violent Crimes Committed with Firearms and Rate of Permit Applications Processed, County of Maui, 1994-2017

Source: Hawaii Department of the Attorney General (Uniform Crime Reporting Program)



## Rate of Violent Crimes Committed with Firearms and Rate of Permit Applications Processed, County of Kauai, 1994-2017

Source: Hawaii Department of the Attorney General (Uniform Crime Reporting Program)

