

Firearm Registrations in Hawai‘i, 2025

Prepared by
Paul Perrone, Chief of Research and Statistics

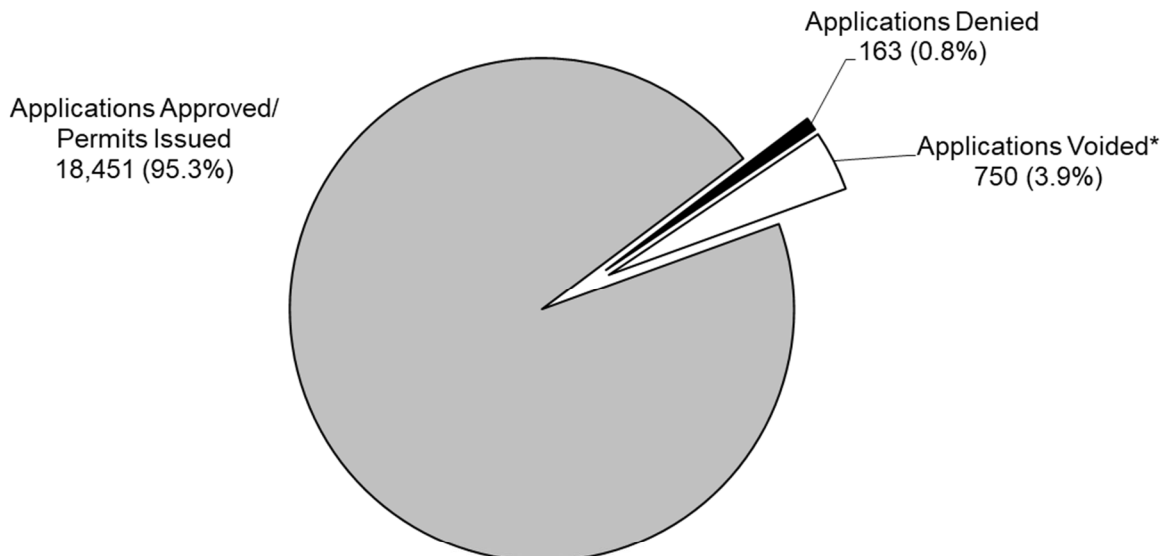
Hawai‘i Revised Statutes (HRS) § 134-14 requires the county police departments to provide to the Department of the Attorney General a monthly report of firearm registration activity. The data from those reports were compiled to provide the statistics presented herein for calendar year 2025. This is the twenty-sixth annual publication of *Firearm Registrations in Hawai‘i*.

Permit Applications Processed, Approved, Voided, and Denied

A total of 19,364 personal/private applications for permits to acquire firearms were processed statewide during 2025, marking a 14.7% increase from 16,879 applications processed in 2024. Of the applications processed in 2025, 95.3% were approved and resulted in issued permits, a record high of 3.9% were voided (canceled/rejected for technical reasons; see note below), and 0.8% were denied due to one or more disqualifying factors, tying 2014’s record low denial rate. Figure 1 provides additional information. Denials are discussed in greater detail throughout this report.

Figure 1: Firearm Permit Application Outcomes, State of Hawai‘i, 2025

19,364 Applications Processed



* The definition of voids was expanded in 2023 to include not only the cancellation of approved permits after applicants fail to pick them up within an allowed timeframe, but also the rejection of technically incorrect/incomplete application documents, as well as the failure to timely utilize permits to acquire handguns.

Registrations and Importations

The 18,451 permits issued statewide in 2025 cover a total of 44,401 firearms registered throughout the year, resulting in a 0.5% decrease from 44,624 firearms registered during 2024. Over half (25,065, for a record high proportion of 56.5%) of the firearms registered during 2025 were imported from out-of-state, with the balance accounted for by transfers of firearms that were previously registered in Hawai'i. Independent estimates made during the late-1990s by the Department of the Attorney General and the Honolulu Police Department conservatively placed the number of privately owned firearms in Hawai'i at somewhere over one million. Adding to that rough estimate during the 2000 through 2025 period, a total of 947,044 firearms were registered (including some more than once, by different owners) and 495,315 were imported, while an unknown number of firearms permanently left the state.

Permits and Registrations, by Firearm Type

In the State of Hawai'i, single-use permits are issued to acquire handguns, while annual permits are issued to acquire an unlimited number of longarms (rifles and shotguns). By firearm type, 60.4% (11,151) of the permits issued during 2025 were to acquire handguns, while 39.6% (7,300) were longarm permits. The tally of handgun permits is perennially confounded, however, as some of the county police departments issue a single permit listing all handguns that will be acquired simultaneously from the same source (i.e., one permit per transaction, per HRS § 134-2(e)), while the other departments issue one permit per handgun even if they will be acquired in the same transaction.

Longarms accounted for a record low of 46.7% (20,719) of all firearms registered during 2025 (44,401). Broken out further, rifles and shotguns comprised a record low 37.6% (16,677) and a non-record 9.1% (4,042) of total registrations, respectively. A record high of 53.3% (23,682) of all firearms registered throughout 2025 were handguns.

County Comparisons and Registration Trends

Table 1 shows the distribution of firearm registration activity during 2025 across the four counties and for the State of Hawai'i overall.

Table 1: Firearm Registration Activity, State of Hawai'i and Counties, 2025

	C&C of Honolulu	Hawai'i County	Maui County	Kaua'i County	State Total
Applications Processed	12,854	3,192	2,267	1,051	19,364
Applications Approved/ Permits Issued	12,057	3,151	2,197	1,046	18,451
Applications Voided	689	3	53	5	750
Applications Denied	108	38	17	0	163
Denial Rate*	0.8	1.2%	0.8%	0.0%	0.8%
Firearms Registered	27,148	8,150	6,229	2,874	44,401
Firearms Imported	14,307	6,415	2,856	1,487	25,065

* The most comparable national figure is the 5.0% denial rate for the limited number of local law enforcement agencies that conducted background checks for firearm purchases in 2021 (Bureau of Justice Statistics, 2025).

As compared to Hawai'i's resident population distribution (U.S. Census Bureau data), firearm registration activity occurred disproportionately across the four counties during 2025 (see Figure 2). If the counties' registration activity occurred in equal proportion to their respective population sizes, the three bars depicted for each county in Figure 2 would be of equal value/height.

Figure 2: County Distribution of Permit Applications Processed and Denied versus Resident Population Distribution, 2025

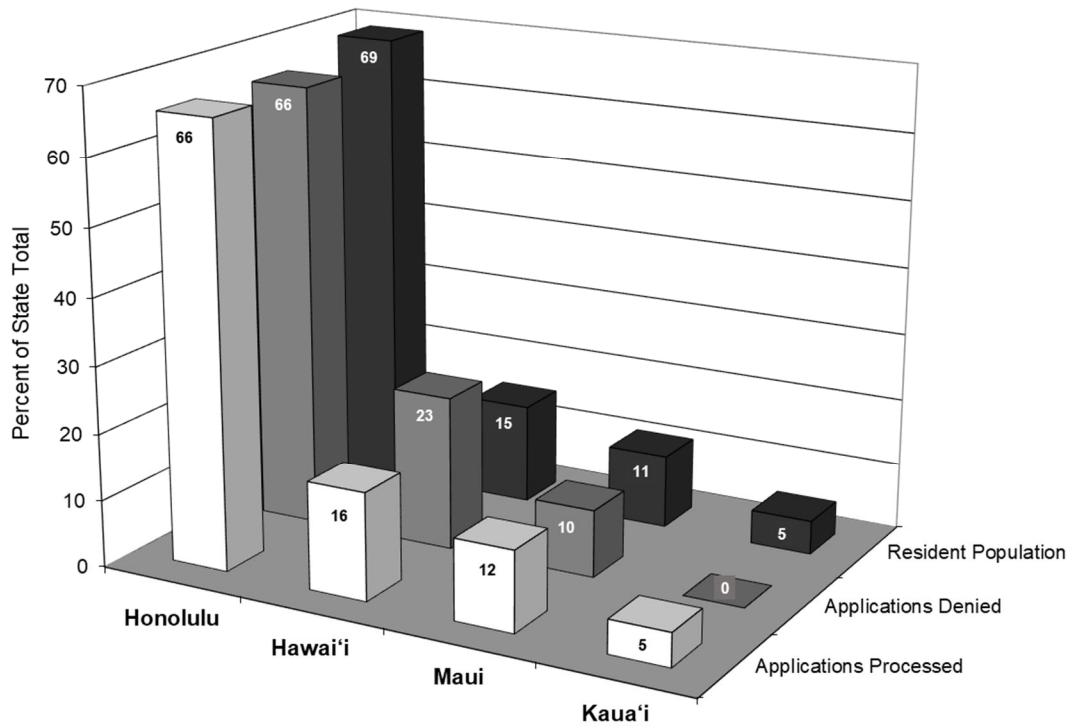
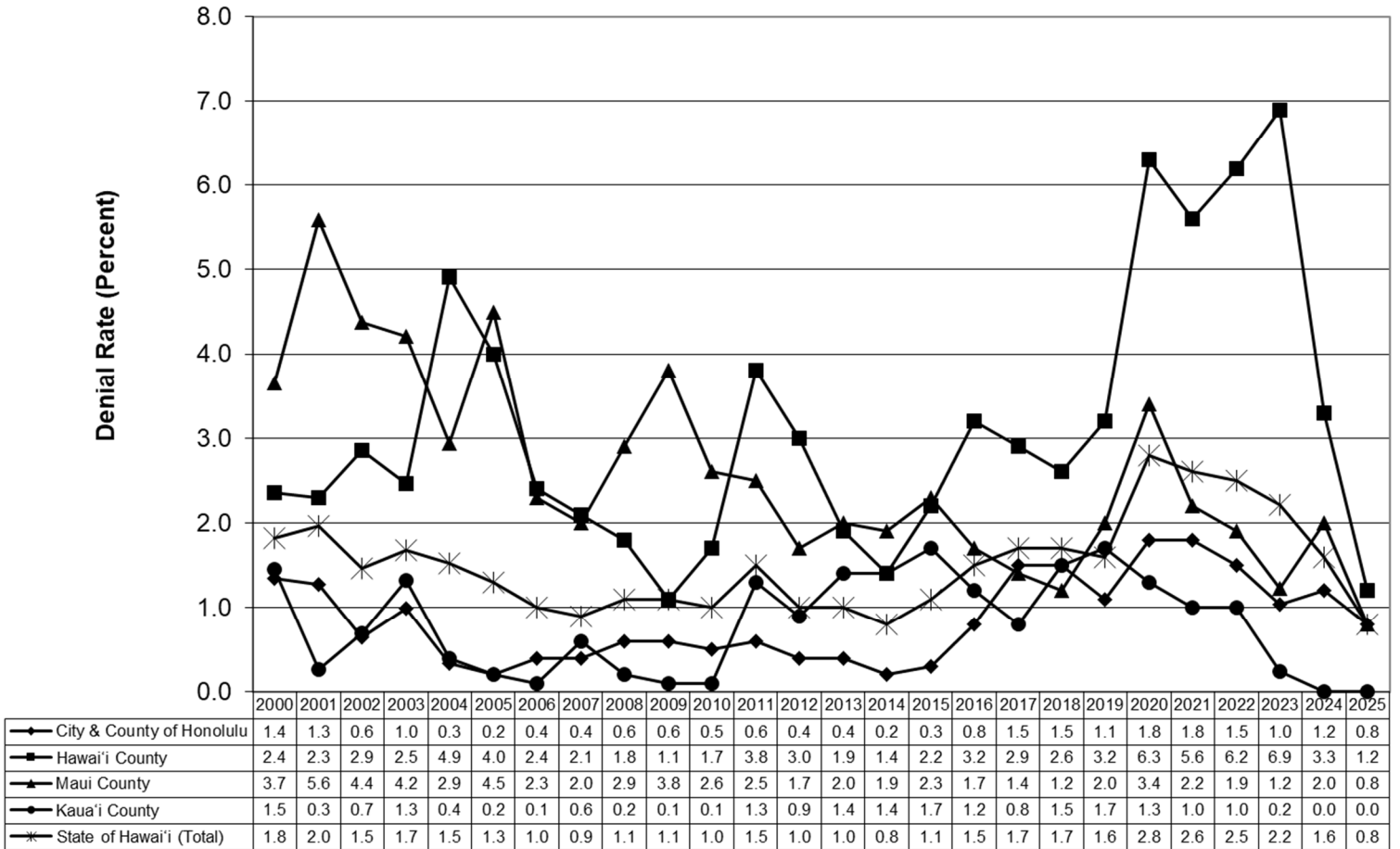


Figure 3 presents historical data on permit application denial rates for the State of Hawai'i and each of the four counties. Hawai'i County's denial rate was the highest in the state for each year since 2016 (and in several of the prior years).

Figure 3: Firearm Permit Application Denial Rates, State of Hawai'i and Counties, 2000-2025



Firearm registration activity increased dramatically over the course of the 26 years for which these data have been systematically compiled and reported; see Figures 4-8 on pages 6-10.

Figure 4 (page 6) shows that the annual tally of permits processed statewide during the 2000-2025 period increased 198.4%, the number of firearms annually registered climbed 226.1%, and the number of firearms annually imported leapt 246.8%.

Figure 5 (page 7) shows that the annual tally of permits processed in the City & County of Honolulu during the 2000-2025 period increased 216.2%, the number of firearms annually registered climbed 230.0%, and the number of firearms annually imported rose 191.0%.

Figure 6 (page 8) shows that the annual tally of permits processed in Hawai'i County during the 2000-2025 period increased 178.5%, the number of firearms annually registered leapt 180.7%, and the number of firearms annually imported skyrocketed 416.9%.

Figure 7 (page 9) shows that the annual tally of permits processed in Maui County during the 2000-2025 period increased by 185.1%, the number of firearms annually registered surged 324.9%, and the tally of firearms annually imported soared 345.6%.

Figure 8 (page 10) shows that the annual tally of permits processed in Kaua'i County during the 2000-2025 period increased 117.6%, the number of firearms registered rose 184.3%, and the number of firearms imported climbed 246.6%.

**Figure 4: Firearm Registration Trends,
State of Hawai'i, 2000-2025**

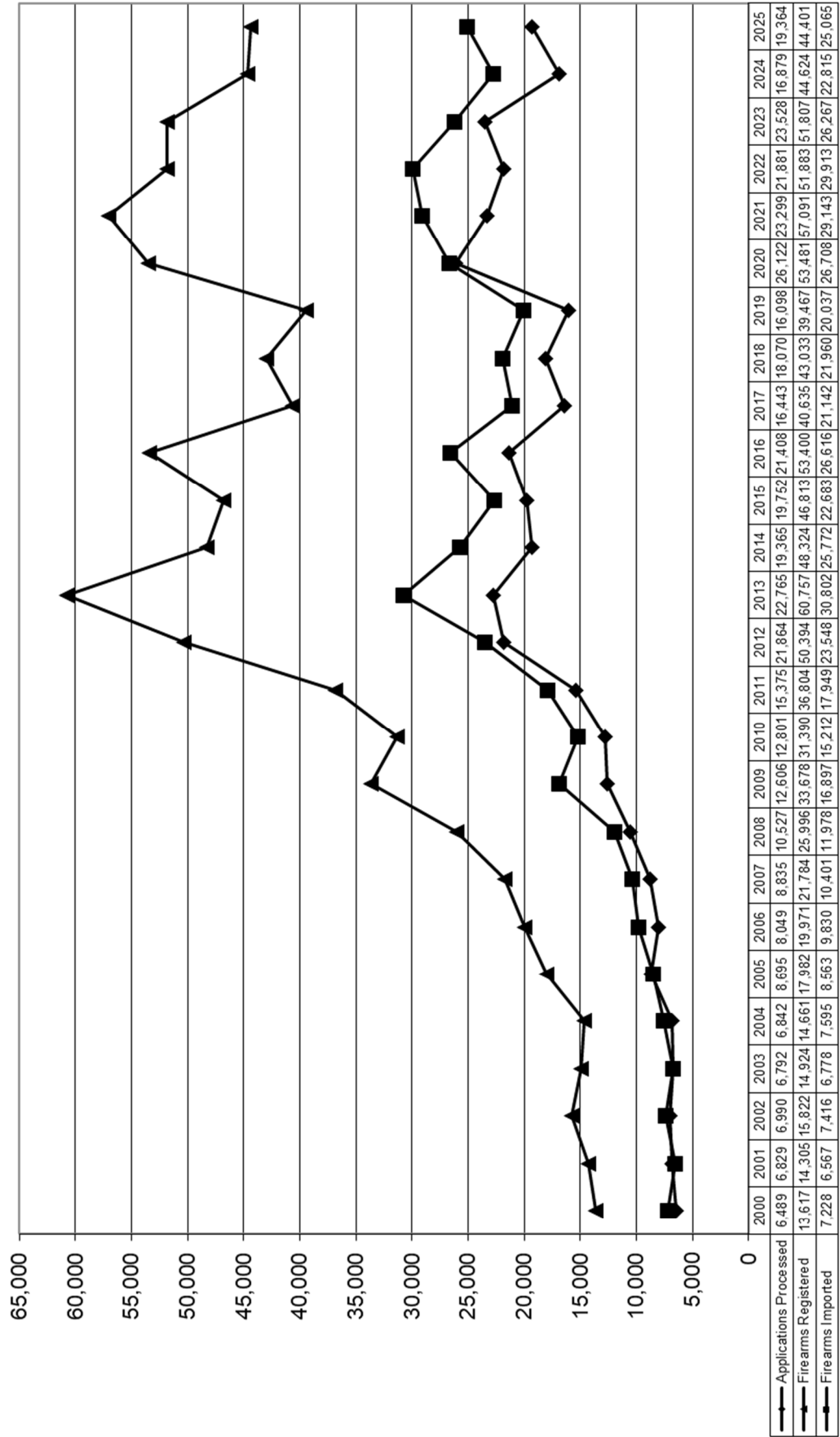
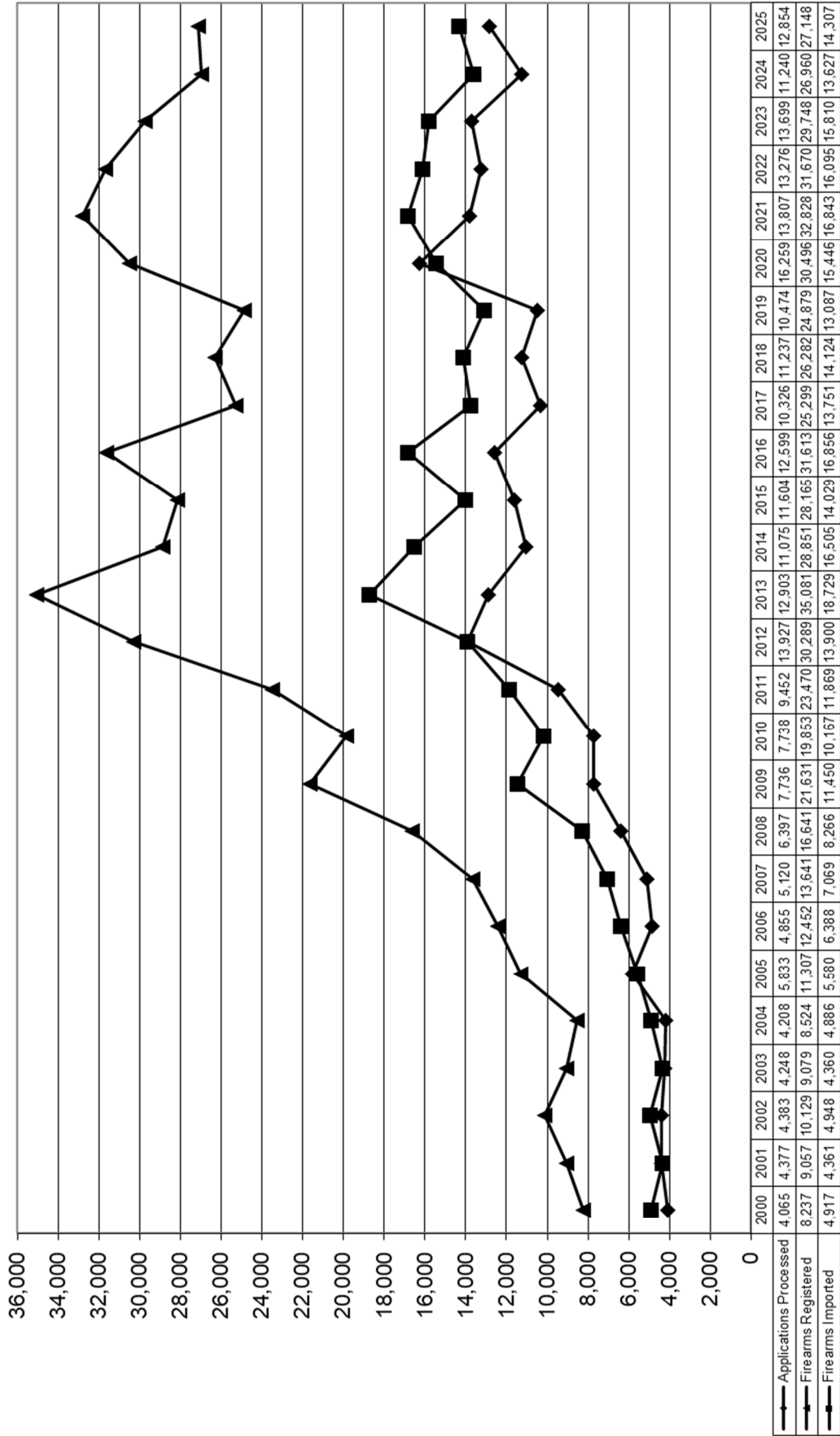



Figure 5: Firearm Registration Trends, City & County of Honolulu, 2000-2025



**Figure 6: Firearm Registration Trends,
Hawaii'i County, 2000-2025**



**Figure 7: Firearm Registration Trends,
Maui County, 2000-2025**


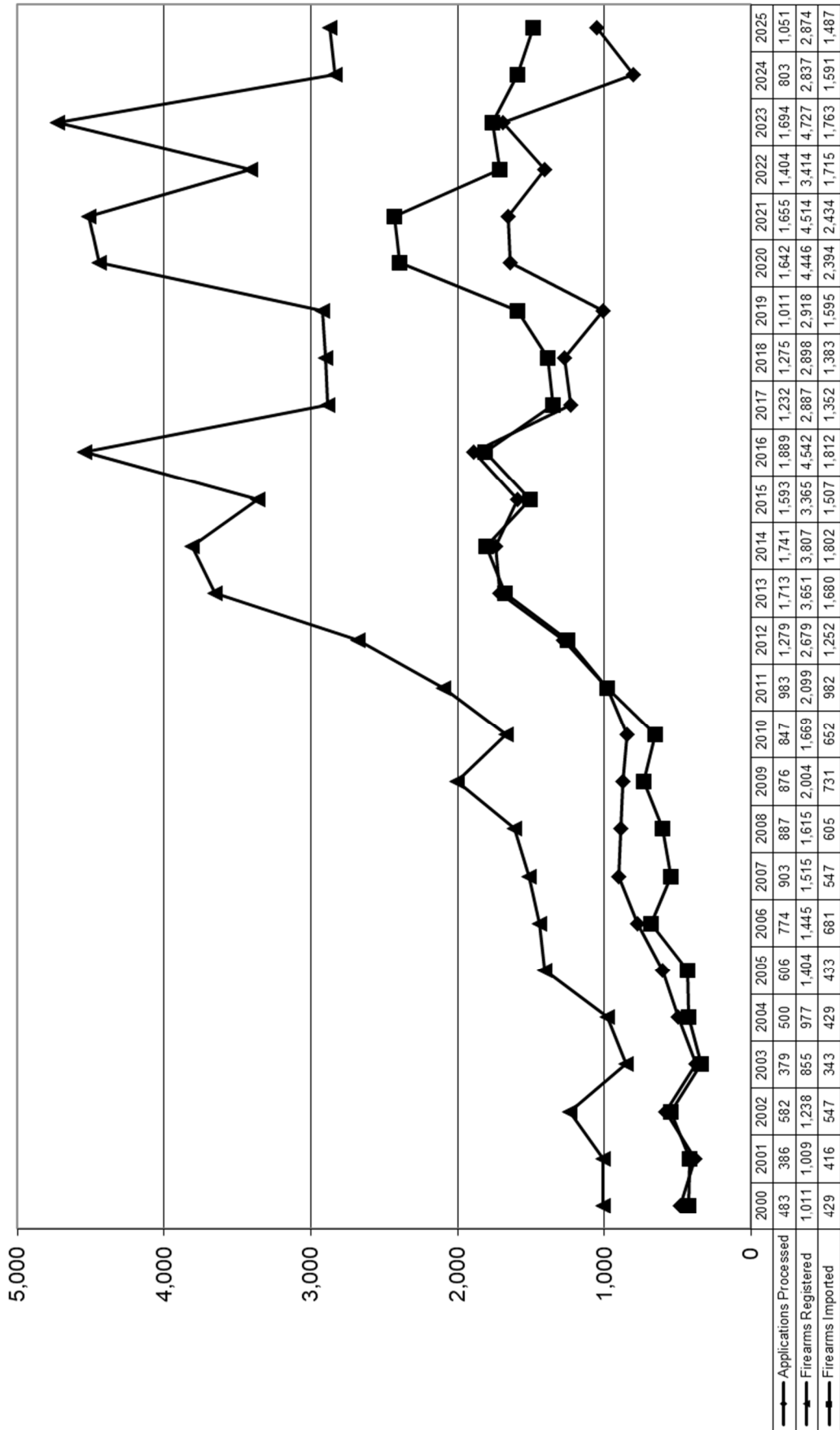


Figure 8: Firearm Registration Trends, Kaua'i County, 2000-2025



Permit Application Denials

As noted earlier, 0.8% (163) of the permit applications were denied statewide in 2025. The majority (88, or 54.0%) of the denials were for longarm permit applications rather than handgun permit applications (75, or 46.0%). Following a trend since the first edition of this report was published, longarm permit applications in 2025 were denied at a rate (1.2%) that is at least double the denial rate for handgun permit applications (0.6%).

Approximately one-third (55, or 33.7%) of the denials in 2025 were due to the applicants' prior criminal convictions, while 6.1% (10) were due to pending cases.

It is a misdemeanor in the State of Hawai'i to provide falsified information on firearm permit applications, unless the falsified information pertains to criminal or mental health histories, in which case it is a felony offense (HRS § 134-17). In 2025, falsified criminal or mental health information, or both, were provided in 36.2% (59) of the 265 denial cases; falsified information pertaining to anything other than criminal or mental health histories was provided in 14.1% (23) of the cases; falsified criminal/mental health information in addition to other falsified information was provided in 2.5% (4) of the cases; and no falsified information was provided in 47.2% (77) of the cases.

Table 2 presents broad categorical data on the reasons for denied permit applications.

Table 2: Categorized Reasons for Denied Firearm Permit Applications, State of Hawai'i, 2025

	#	%*
Medical Marijuana**	47	28.8
Mental Health-Related Issue***	46	28.2
Domestic Violence****	30	18.4
Other Criminal Offense	30	18.4
Drug Offense	13	8.0
Restraining/Protective Order	6	3.7
Disqualifying Juvenile Adjudication	0	0.0
Other Reason (e.g., citizenship issue, dishonorable discharge)	0	0.0

* Figures do not total 100 percent due to multiple reasons for some denials.

** Includes current and some former medical marijuana patients. The police departments allow former patients to apply for firearm permits no less than one year after the expiration of their medical marijuana card.

*** Includes adverse mental health diagnoses and treatment, drug or alcohol abuse/addiction and treatment, and other/unspecified reasons provided by healthcare providers. Denials for any of these reasons can be satisfactorily cleared with a verified doctor's note stating that the applicant is not adversely affected. While an original denial cannot be appealed or overturned, a new application may be submitted and the appropriate permit will be issued. At least one of the state's major healthcare providers flags virtually any sort of mental health issue or treatment noted in their clients' historical medical records and does not provide a means to obtain a clearance, leaving such applicants to seek clearance from outside doctors.

**** Includes domestic violence-related offenses and counseling/treatment.

Table 3 provides a breakdown of information entered in a description field for each denial in 2025.

Table 3: Specified Reasons for Denied Firearm Permit Applications, State of Hawai'i, 2025

	163 Denials	#	%*
abuse of family/household member + drug offenses		2	1.2
abuse of family/household member		19	11.7
abuse of family/household member + mental health issue		2	1.2
assault		12	7.4
assault + domestic violence (unspecified)		1	.6
assault + DV convictions (unspecified) + mental health issue		1	.6
battery + insufficient funds		2	1.2
corporal injury		1	.6
crime of violence (unspecified)		1	.6
drug offense		11	6.7
domestic violence conviction (unspecified)		4	2.5
felony convictions (unspecified)		2	1.2
medical marijuana card		47	28.8
mental health issue		38	23.3
mental health issue + alcohol abuse		1	.6
mental health issue + substance abuse		1	.6
motor vehicle theft		1	.6
reckless endangering		1	.6
restraining order + abuse of family/household member		2	1.2
restraining order + mental health issue		2	1.2
restraining orders		1	.6
sex offense (unspecified)		2	1.2
substance abuse treatment		1	.6
substance abuse/addiction		1	.6
terroristic threatening + motor vehicle theft		2	1.2
theft		3	1.8
weapon offense		2	1.2

* Due to rounding, figures do not total 100%.

Revocations of Permits to Acquire Firearms

In August 2024, this reporting program began tracking revocations of permits to acquire firearms, which occur after permittees become legally disqualified to possess firearms. No revocations were reported statewide for 2025.

Confiscations of Prohibited Weapons

A record high total of 20 prohibited firearms were confiscated by police firearm registration personnel statewide in 2025, including eight “80% blank frames,” seven short-barrel rifles, three “assault pistols,” and two short-barrel shotguns. All 20 confiscations were reported by the Honolulu Police Department.

Licenses to Carry Firearms (Private Security Personnel)

Hawai'i's county police departments also process license applications for private citizens and private security company employees (e.g., armored car personnel) to carry handguns in public for the purpose of self-defense. Statewide in 2025, 51 employees of private security firms were issued a carry license and two (3.8%) were denied due to disqualifying factors. Starting last year, statistics on carry licenses for private citizens are published by the Department of the Attorney General in a new annual report series entitled *Licenses To Carry Handguns in Hawai'i*. Statistics on carry licenses for private security personnel will also be moved to the new report series starting next year.

Acknowledgements

This report was prepared with input and assistance from the county police departments' firearm registration personnel. As the volume of registration activity documented in this report demonstrates, these dedicated professionals work hard to serve their communities.

Hawai'i County Police Department

Kerrine Akiona, Police Records Supervisor

City & County of Honolulu Police Department

Suzy Yamasaki, Firearms Registration Clerk

Kaua'i County Police Department

Scott Yamaguchi, Weapons Registration Clerk

Maui County Police Department

Kayla Tuaoa, TA Firearms Registration Clerk

References

Bureau of Justice Statistics (August 2025). *Background checks for firearms transfers, 2021*. U.S. Department of Justice: Office of Justice Programs. NCJ 310167.