

STATE OF HAWAII ARREST DATA SUMMARY

JULY - SEPTEMBER 2023

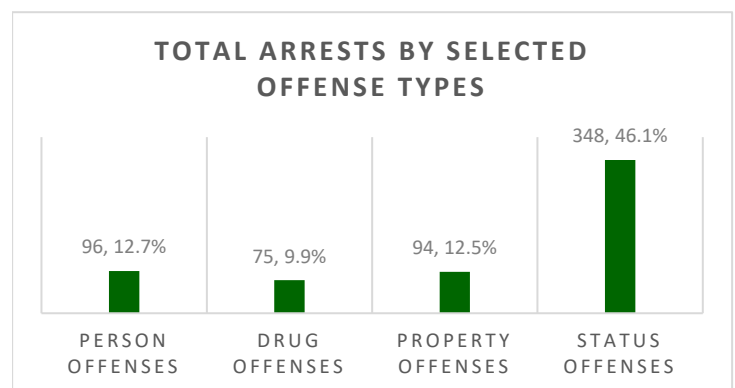
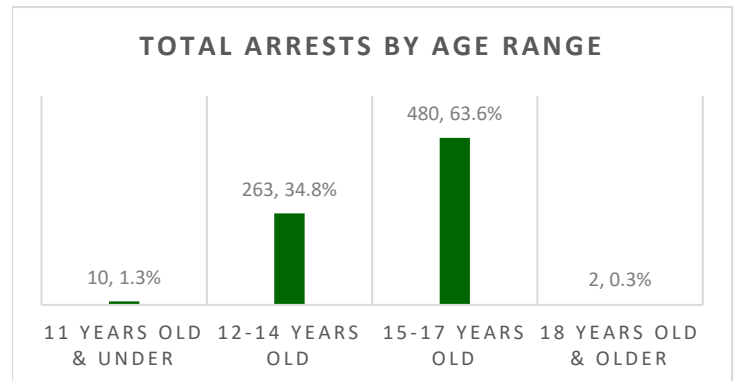
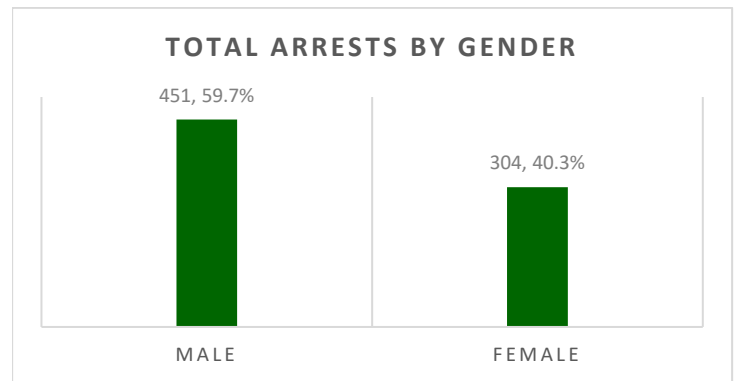
TOTAL JUVENILE ARRESTS*

GENDER	JUL	AUG	SEP	TOTAL
Male	126	137	188	451
Female	82	105	117	304
Total	208	242	305	755
AGE RANGE	JUL	AUG	SEP	TOTAL
10 years old & under	0	0	2	2
11 years old	1	3	4	8
12 years old	7	14	24	45
13 years old	11	18	45	74
14 years old	34	43	67	144
15 years old	41	59	62	162
16 years old	68	53	62	183
17 years old	45	52	38	135
18 years old & older	1	0	1	2
Total	208	242	305	755
RACE/ETHNICITY	JUL	AUG	SEP	TOTAL
Caucasian	33	52	28	113
African American	7	8	8	23
Latino/Hispanic	10	4	7	21
Chinese	5	7	2	14
Filipino	15	18	26	59
Japanese	1	3	8	12
Korean	0	1	2	3
Other Asian/Mixed Asian	3	0	4	7
Hawaiian/part-Hawaiian	76	84	143	303
Samoan	7	7	8	22
Mixed/Other Pacific Islander	16	8	14	38
Native American	1	0	0	1
Mixed Race	3	6	5	14
All Others	0	0	4	4
Unknown	12	13	18	43
Micronesian	18	31	25	74
Tongan	1	0	3	4
Total	208	242	305	755
MAJOR OFFENSE TYPES	JUL	AUG	SEP	TOTAL
Person Offenses	14	27	55	96
Drug Offenses	14	35	26	75
Sex Offenses	0	3	0	3
Property Offenses	19	29	46	94
Weapons/Intimidation Offenses	11	10	24	45
Status Offenses	120	114	114	348
Other Offenses	30	24	40	94
Total	208	242	305	755

*Number of arrests in a quarter.

This report summarizes total juvenile arrests in the State of Hawaii from July through September 2023. It includes gender, age range, race/ethnicity, and major offense category by month.

The data from this summary is pulled from the Juvenile Justice Information System (JJIS), a statewide database that organizes information gathered from all county police departments, family courts, departments of the prosecuting attorney, and the juvenile correctional facility.



STATE OF HAWAII ARREST DATA SUMMARY

JULY - SEPTEMBER 2023

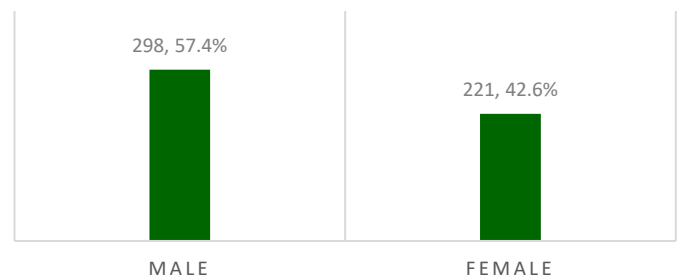
INDIVIDUAL JUVENILES ARRESTED*

GENDER	JUL	AUG	SEP	TOTAL
Male	80	95	123	298
Female	60	79	82	221
Total	140	174	205	519
AGE RANGE	JUL	AUG	SEP	TOTAL
10 years old & under	0	0	2	2
11 years old	1	3	4	8
12 years old	5	10	21	36
13 years old	11	17	27	55
14 years old	19	29	46	94
15 years old	29	39	44	112
16 years old	47	38	42	127
17 years old	27	38	18	83
18 years old & older	1	0	1	2
Total	140	174	205	519
RACE/ETHNICITY	JUL	AUG	SEP	TOTAL
Caucasian	21	42	18	81
African American	5	8	7	20
Latino/Hispanic	5	4	3	12
Chinese	4	6	2	12
Filipino	13	16	20	49
Japanese	1	3	6	10
Korean	0	0	2	2
Other Asian/Mixed Asian	2	0	4	6
Hawaiian/part-Hawaiian	49	49	94	192
Samoan	7	5	6	18
Mixed/Other Pacific Islander	9	7	9	25
Native American	1	0	0	1
Mixed Race	3	5	3	11
All Others	0	0	1	1
Unknown	8	7	9	24
Micronesian	11	22	18	51
Tongan	1	0	3	4
Total	140	174	205	519
MAJOR OFFENSE TYPES	JUL	AUG	SEP	TOTAL
Person Offenses	12	23	49	84
Drug Offenses	5	19	20	44
Sex Offenses	0	1	0	1
Property Offenses	15	26	30	71
Weapons/Intimidation Offenses	6	7	21	34
Status Offenses	81	83	58	222
Other Offenses	21	15	27	63
Total	140	174	205	519

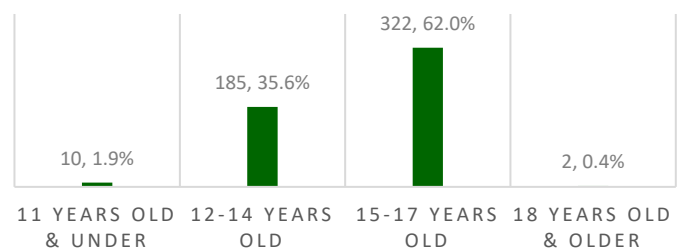
This report summarizes individual juveniles arrested in the State of Hawaii from July through September 2023. It includes gender, age range, race/ethnicity, and major offense category by month.

The data from this summary is pulled from the Juvenile Justice Information System (JJIS), a statewide database that organizes information gathered from all county police departments, family courts, departments of the prosecuting attorney, and the juvenile correctional facility.

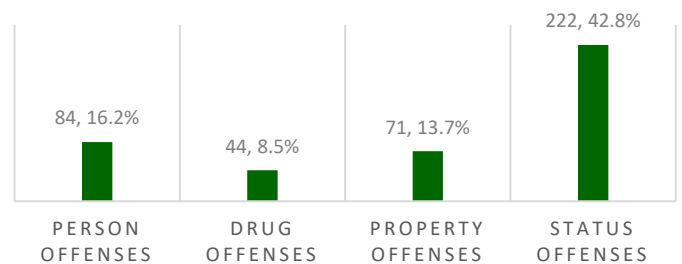
INDIVIDUALS ARRESTED BY GENDER



INDIVIDUALS ARRESTED BY AGE RANGE



INDIVIDUALS ARRESTED BY SELECTED OFFENSE TYPES



*Number of individual juveniles arrested in a quarter.

CITY & COUNTY OF HONOLULU ARREST DATA SUMMARY

JULY - SEPTEMBER 2023

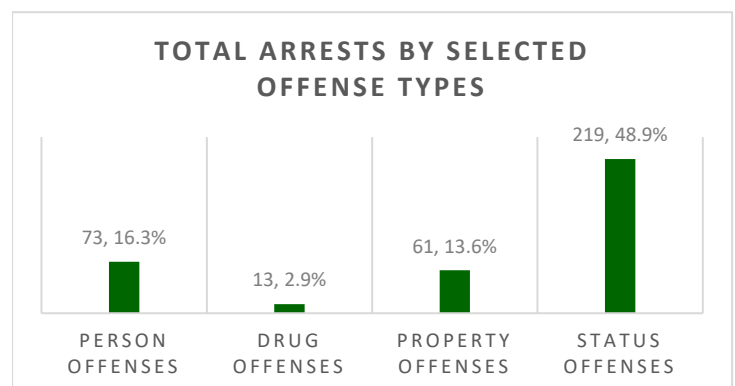
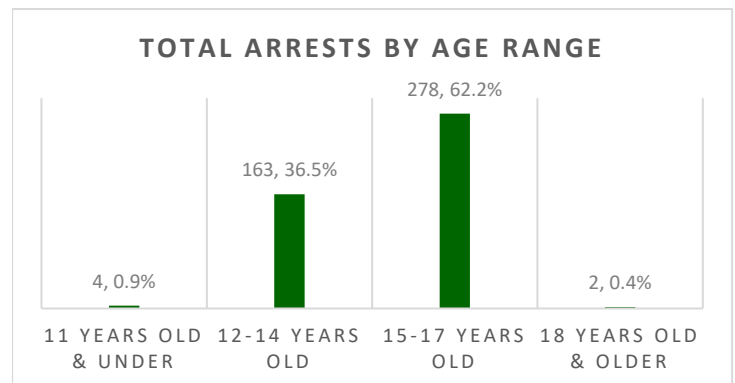
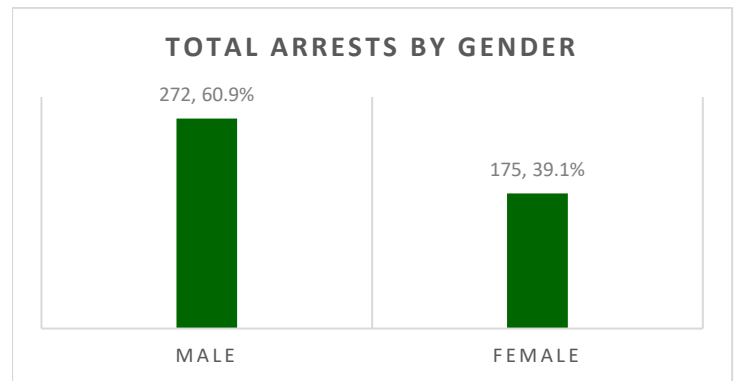
TOTAL JUVENILE ARRESTS*

GENDER	JUL	AUG	SEP	TOTAL
Male	71	92	109	272
Female	47	69	59	175
Total	118	161	168	447
AGE RANGE	JUL	AUG	SEP	TOTAL
10 years old & under	0	0	1	1
11 years old	0	2	1	3
12 years old	4	9	13	26
13 years old	7	14	22	43
14 years old	20	29	45	94
15 years old	25	38	34	97
16 years old	35	30	34	99
17 years old	26	39	17	82
18 years old & older	1	0	1	2
Total	118	161	168	447
RACE/ETHNICITY	JUL	AUG	SEP	TOTAL
Caucasian	15	37	16	68
African American	7	7	5	19
Latino/Hispanic	7	3	2	12
Chinese	5	7	2	14
Filipino	8	14	13	35
Japanese	0	2	5	7
Korean	0	1	2	3
Other Asian/Mixed Asian	1	0	2	3
Hawaiian/part-Hawaiian	42	46	68	156
Samoan	7	7	8	22
Mixed/Other Pacific Islander	2	3	6	11
Mixed Race	3	2	2	7
All Others	0	0	4	4
Unknown	3	1	6	10
Micronesian	17	31	24	72
Tongan	1	0	3	4
Total	118	161	168	447
MAJOR OFFENSE TYPES	JUL	AUG	SEP	TOTAL
Person Offenses	8	21	44	73
Drug Offenses	4	8	1	13
Sex Offenses	0	3	0	3
Property Offenses	16	28	17	61
Weapons/Intimidation Offenses	8	8	15	31
Status Offenses	63	83	73	219
Other Offenses	19	10	18	47
Total	118	161	168	447

*Number of arrests in a quarter.

This report summarizes total juvenile arrests in the City and County of Honolulu from July through September 2023. It includes gender, age range, race/ethnicity, and major offense category by month.

The data from this summary is pulled from the Juvenile Justice Information System (JJIS), a statewide database that organizes information gathered from all county police departments, family courts, departments of the prosecuting attorney, and the juvenile correctional facility.



CITY & COUNTY OF HONOLULU ARREST DATA SUMMARY

JULY - SEPTEMBER 2023

INDIVIDUAL JUVENILES ARRESTED*

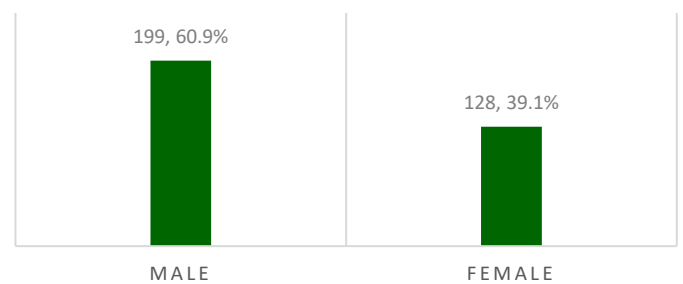
GENDER	JUL	AUG	SEP	TOTAL
Male	49	74	76	199
Female	37	52	39	128
Total	86	126	115	327
AGE RANGE	JUL	AUG	SEP	TOTAL
10 years old & under	0	0	1	1
11 years old	0	2	1	3
12 years old	4	7	12	23
13 years old	7	13	15	35
14 years old	12	23	29	64
15 years old	18	30	26	74
16 years old	27	23	22	72
17 years old	17	28	8	53
18 years old & older	1	0	1	2
Total	86	126	115	327
RACE/ETHNICITY	JUL	AUG	SEP	TOTAL
Caucasian	10	30	7	47
African American	5	7	4	16
Latino/Hispanic	4	3	1	8
Chinese	4	6	2	12
Filipino	8	12	11	31
Japanese	0	2	4	6
Korean	0	0	2	2
Other Asian/Mixed Asian	1	0	2	3
Hawaiian/part-Hawaiian	29	33	47	109
Samoan	7	5	6	18
Mixed/Other Pacific Islander	2	3	2	7
Mixed Race	3	2	2	7
All Others	0	0	1	1
Unknown	2	1	4	7
Micronesian	10	22	17	49
Tongan	1	0	3	4
Total	86	126	115	327
MAJOR OFFENSE TYPES	JUL	AUG	SEP	TOTAL
Person Offenses	8	18	38	64
Drug Offenses	4	7	0	11
Sex Offenses	0	1	0	1
Property Offenses	13	26	16	55
Weapons/Intimidation Offenses	4	5	12	21
Status Offenses	43	63	37	143
Other Offenses	14	6	12	32
Total	86	126	115	327

*Number of individual juveniles arrested in a quarter.

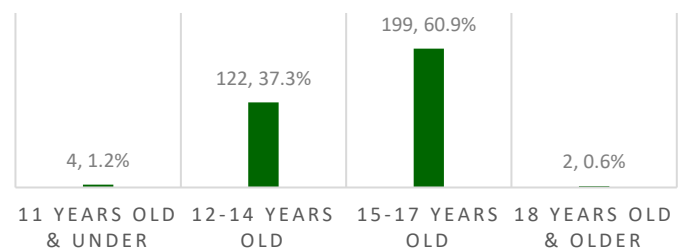
This report summarizes individual juveniles arrested in the City and County of Honolulu from July through September 2023. It includes gender, age range, race/ethnicity, and major offense category by month.

The data from this summary is pulled from the Juvenile Justice Information System (JJIS), a statewide database that organizes information gathered from all county police departments, family courts, departments of the prosecuting attorney, and the juvenile correctional facility.

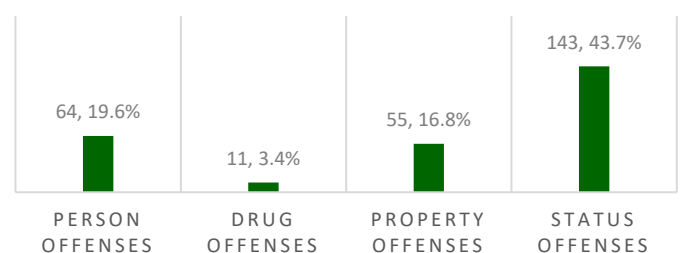
INDIVIDUALS ARRESTED BY GENDER



INDIVIDUALS ARRESTED BY AGE RANGE



INDIVIDUALS ARRESTED BY SELECTED OFFENSE TYPES



MAUI COUNTY ARREST DATA SUMMARY

JULY - SEPTEMBER 2023

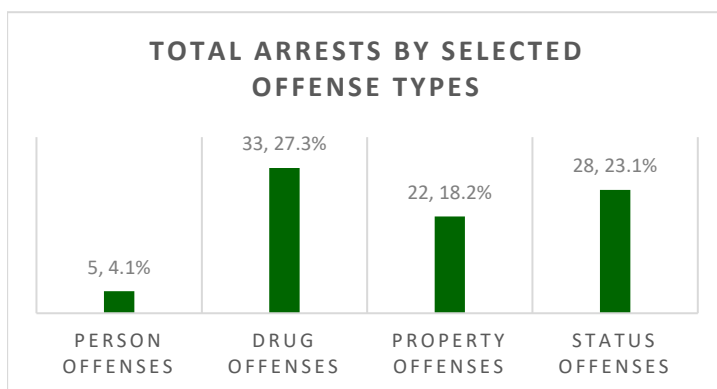
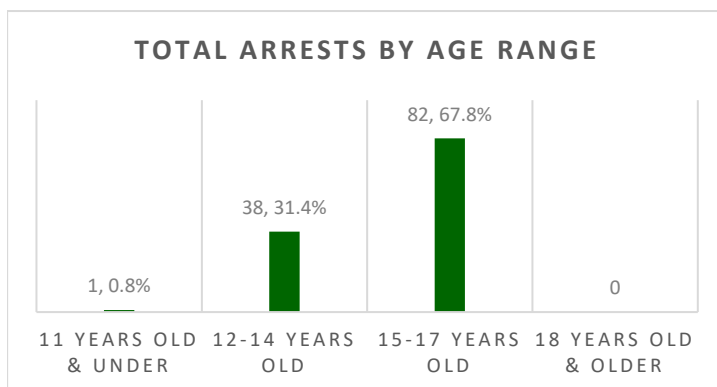
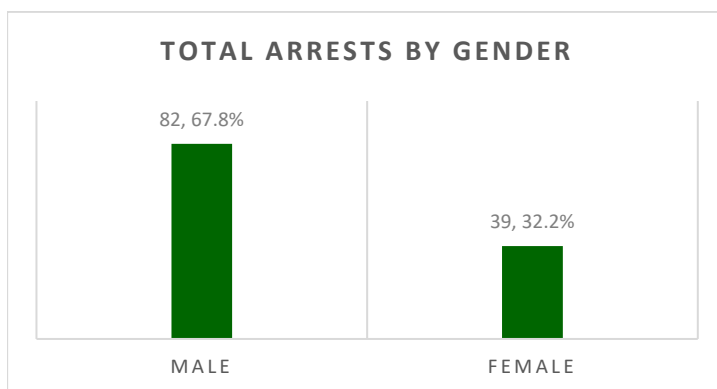
TOTAL JUVENILE ARRESTS*

GENDER	JUL	AUG	SEP	TOTAL
Male	22	24	36	82
Female	5	10	24	39
Total	27	34	60	121
AGE RANGE	JUL	AUG	SEP	TOTAL
10 years old & under	0	0	0	0
11 years old	1	0	0	1
12 years old	3	1	4	8
13 years old	0	2	11	13
14 years old	0	3	14	17
15 years old	9	19	11	39
16 years old	3	9	13	25
17 years old	11	0	7	18
18 years old & older	0	0	0	0
Total	27	34	60	121
RACE/ETHNICITY	JUL	AUG	SEP	TOTAL
Caucasian	11	7	1	19
Latino/Hispanic	3	0	4	7
Filipino	0	1	4	5
Japanese	0	0	1	1
Other Asian/Mixed Asian	0	0	1	1
Hawaiian/part-Hawaiian	7	20	41	68
Mixed/Other Pacific Islander	6	2	2	10
Mixed Race	0	1	3	4
Unknown	0	3	3	6
Total	27	34	60	121
MAJOR OFFENSE TYPES	JUL	AUG	SEP	TOTAL
Person Offenses	0	1	4	5
Drug Offenses	7	16	10	33
Sex Offenses	0	0	0	0
Property Offenses	1	0	21	22
Weapons/Intimidation Offenses	1	1	0	2
Status Offenses	10	9	9	28
Other Offenses	8	7	16	31
Total	27	34	60	121

*Number of arrests in a quarter.

This report summarizes total juvenile arrests in Maui County from July through September 2023. It includes gender, age range, race/ethnicity, and major offense category by month.

The data from this summary is pulled from the Juvenile Justice Information System (JJIS), a statewide database that organizes information gathered from all county police departments, family courts, departments of the prosecuting attorney, and the juvenile correctional facility.



MAUI COUNTY ARREST DATA SUMMARY

JULY - SEPTEMBER 2023

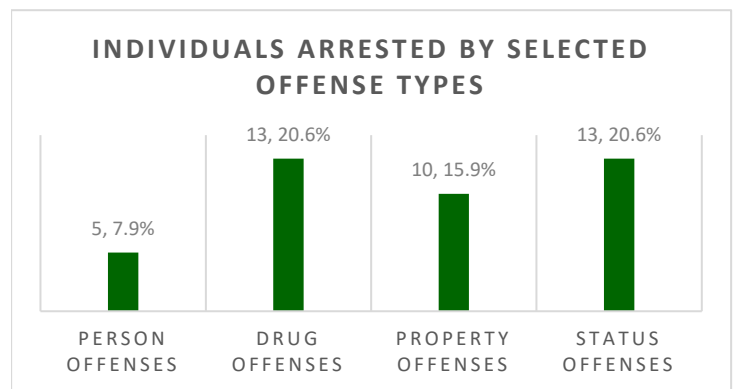
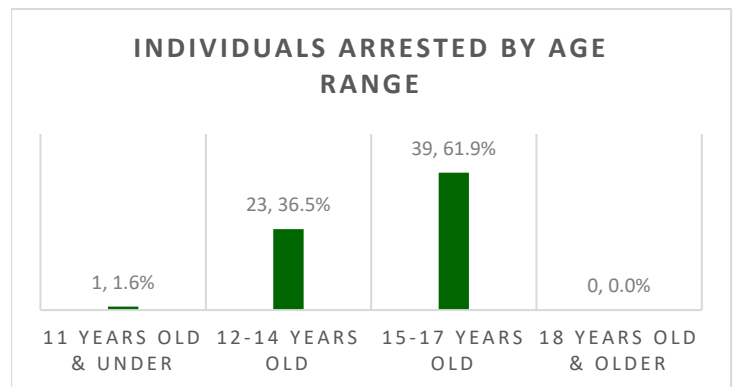
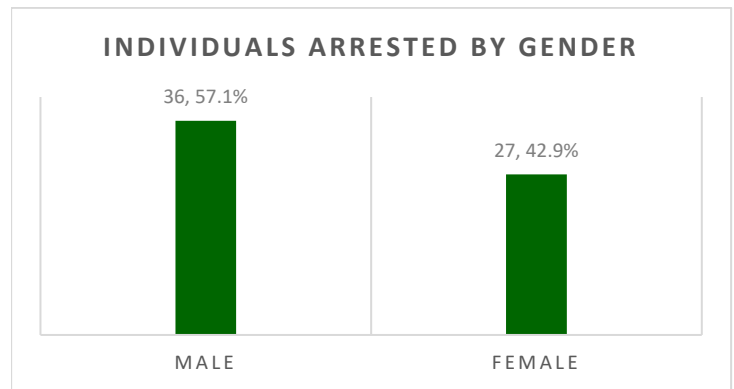
INDIVIDUAL JUVENILES ARRESTED*

GENDER	JUL	AUG	SEP	TOTAL
Male	9	12	15	36
Female	2	6	19	27
Total	11	18	34	63
AGE RANGE	JUL	AUG	SEP	TOTAL
10 years old & under	0	0	0	0
11 years old	1	0	0	1
12 years old	1	1	3	5
13 years old	0	2	3	5
14 years old	0	2	11	13
15 years old	5	8	5	18
16 years old	1	5	8	14
17 years old	3	0	4	7
18 years old & older	0	0	0	0
Total	11	18	34	63
RACE/ETHNICITY	JUL	AUG	SEP	TOTAL
Caucasian	6	5	1	12
Latino/Hispanic	1	0	1	2
Filipino	0	1	3	4
Japanese	0	0	1	1
Other Asian/Mixed Asian	0	0	1	1
Hawaiian/part-Hawaiian	3	9	25	37
Mixed/Other Pacific Islander	1	1	1	3
Mixed Race	0	1	1	2
Unknown	0	1	0	1
Total	11	18	34	63
MAJOR OFFENSE TYPES	JUL	AUG	SEP	TOTAL
Person Offenses	0	1	4	5
Drug Offenses	1	6	6	13
Sex Offenses	0	0	0	0
Property Offenses	1	0	9	10
Weapons/Intimidation Offenses	1	1	0	2
Status Offenses	4	6	3	13
Other Offenses	4	4	12	20
Total	11	18	34	63

*Number of individual juveniles arrested in a quarter.

This report summarizes individual juveniles arrested in Maui County from July through September 2023. It includes gender, age range, race/ethnicity, and major offense category by month.

The data from this summary is pulled from the Juvenile Justice Information System (JJIS), a statewide database that organizes information gathered from all county police departments, family courts, departments of the prosecuting attorney, and the juvenile correctional facility.



HAWAII COUNTY ARREST DATA SUMMARY

JULY - SEPTEMBER 2023

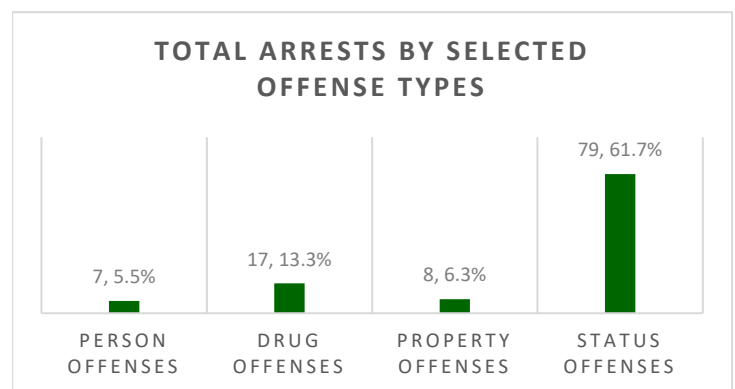
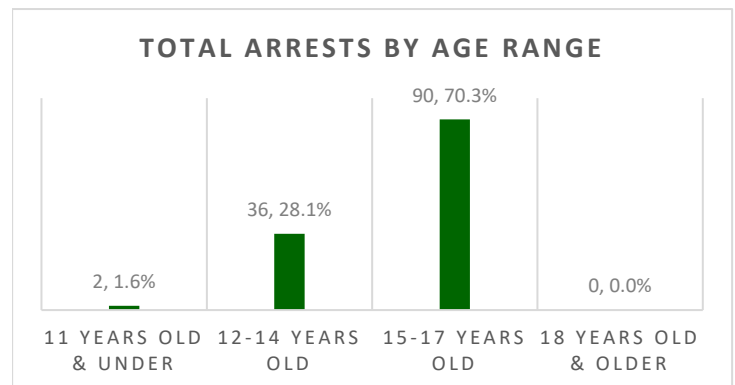
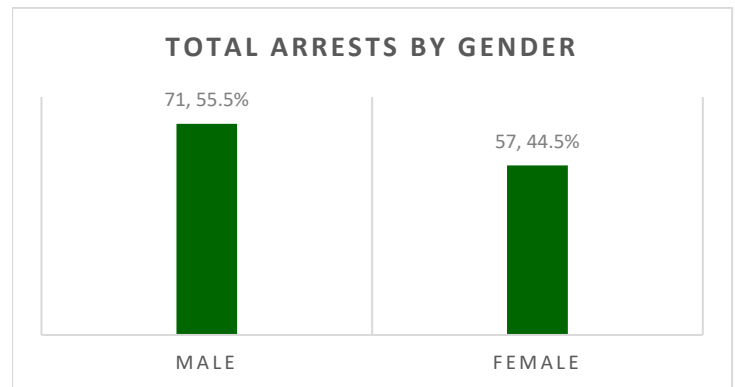
TOTAL JUVENILE ARRESTS*

GENDER	JUL	AUG	SEP	TOTAL
Male	23	17	31	71
Female	25	19	13	57
Total	48	36	44	128
AGE RANGE	JUL	AUG	SEP	TOTAL
10 years old & under	0	0	0	0
11 years old	0	1	1	2
12 years old	0	2	5	7
13 years old	2	1	3	6
14 years old	10	7	6	23
15 years old	7	2	8	17
16 years old	23	11	11	45
17 years old	6	12	10	28
18 years old & older	0	0	0	0
Total	48	36	44	128
RACE/ETHNICITY	JUL	AUG	SEP	TOTAL
Caucasian	4	4	4	12
African American	0	1	1	2
Latino/Hispanic	0	1	1	2
Filipino	6	2	5	13
Japanese	1	1	1	3
Other Asian/Mixed Asian	2	0	1	3
Hawaiian/part-Hawaiian	24	16	23	63
Mixed/Other Pacific Islander	7	2	4	13
Native American	1	0	0	1
Mixed Race	0	3	0	3
Unknown	2	6	3	11
Micronesian	1	0	1	2
Total	48	36	44	128
MAJOR OFFENSE TYPES	JUL	AUG	SEP	TOTAL
Person Offenses	2	2	3	7
Drug Offenses	2	7	8	17
Sex Offenses	0	0	0	0
Property Offenses	0	1	7	8
Weapons/Intimidation Offenses	2	1	1	4
Status Offenses	41	19	19	79
Other Offenses	1	6	6	13
Total	48	36	44	128

*Number of arrests in a quarter.

This report summarizes total juvenile arrests in Hawaii County from July through September 2023. It includes gender, age range, race/ethnicity, and major offense category by month.

The data from this summary is pulled from the Juvenile Justice Information System (JJIS), a statewide database that organizes information gathered from all county police departments, family courts, departments of the prosecuting attorney, and the juvenile correctional facility.



HAWAII COUNTY ARREST DATA SUMMARY

JULY - SEPTEMBER 2023

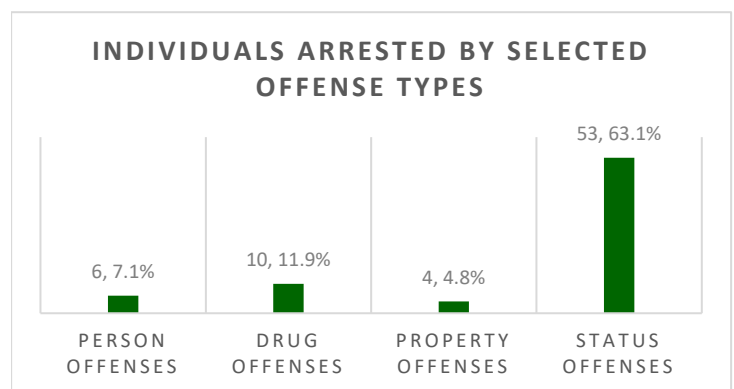
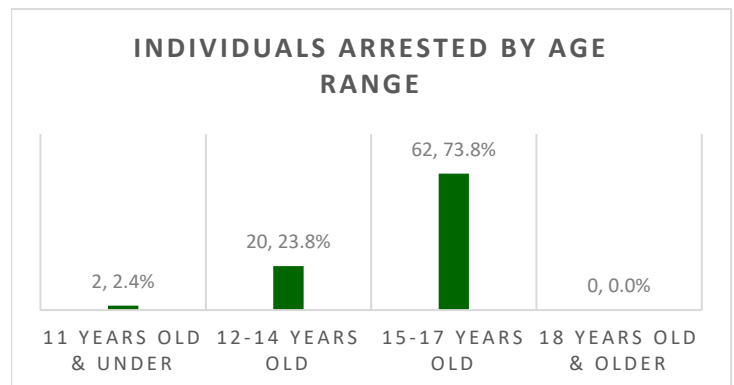
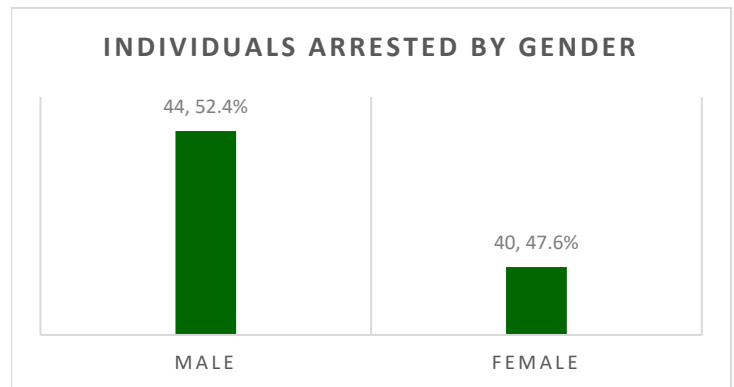
INDIVIDUAL JUVENILES ARRESTED*

GENDER	JUL	AUG	SEP	TOTAL
Male	16	6	22	44
Female	17	17	6	40
Total	33	23	28	84
AGE RANGE	JUL	AUG	SEP	TOTAL
10 years old & under	0	0	0	0
11 years old	0	1	1	2
12 years old	0	2	4	6
13 years old	2	1	2	5
14 years old	4	1	4	9
15 years old	6	1	4	11
16 years old	15	8	9	32
17 years old	6	9	4	19
18 years old & older	0	0	0	0
Total	33	23	28	84
RACE/ETHNICITY	JUL	AUG	SEP	TOTAL
Caucasian	3	3	3	9
African American	0	1	1	2
Latino/Hispanic	0	1	1	2
Filipino	4	2	3	9
Japanese	1	1	0	2
Other Asian/Mixed Asian	1	0	1	2
Hawaiian/part-Hawaiian	15	7	13	35
Mixed/Other Pacific Islander	5	2	4	11
Native American	1	0	0	1
Mixed Race	0	2	0	2
Unknown	2	4	1	7
Micronesian	1	0	1	2
Total	33	23	28	84
MAJOR OFFENSE TYPES	JUL	AUG	SEP	TOTAL
Person Offenses	2	1	3	6
Drug Offenses	0	3	7	10
Sex Offenses	0	0	0	0
Property Offenses	0	0	4	4
Weapons/Intimidation Offenses	1	1	1	3
Status Offenses	29	14	10	53
Other Offenses	1	4	3	8
Total	33	23	28	84

*Number of individual juveniles arrested in a quarter.

This report summarizes individual juveniles arrested in Hawaii County from July through September 2023. It includes gender, age range, race/ethnicity, and major offense category by month.

The data from this summary is pulled from the Juvenile Justice Information System (JJIS), a statewide database that organizes information gathered from all county police departments, family courts, departments of the prosecuting attorney, and the juvenile correctional facility.



KAUAI COUNTY ARREST DATA SUMMARY

JULY - SEPTEMBER 2023

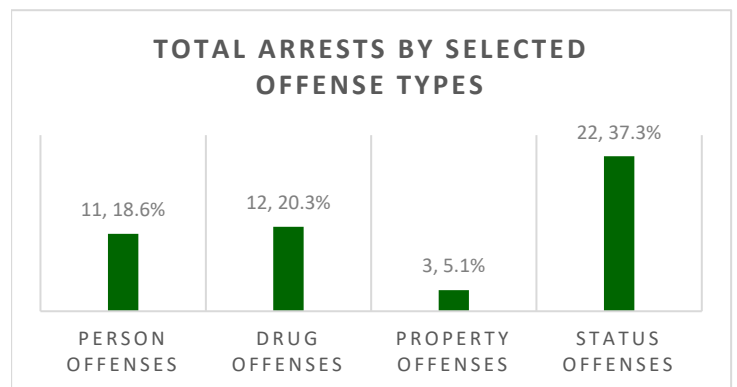
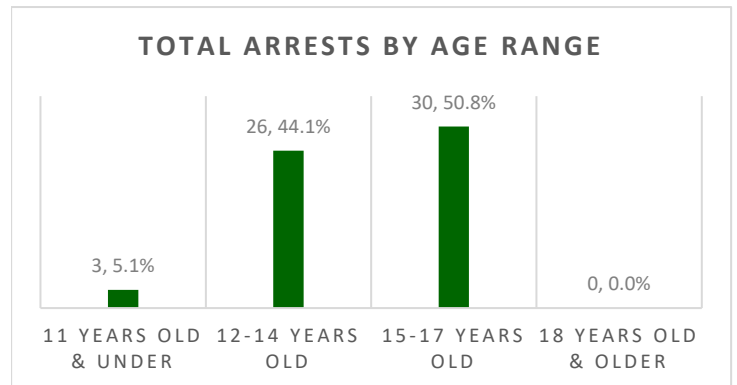
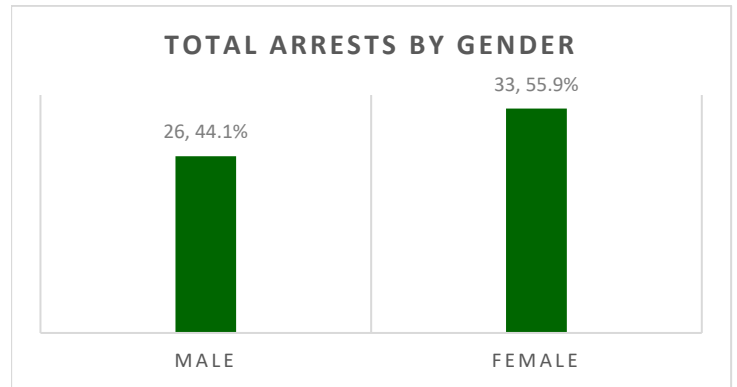
TOTAL JUVENILE ARRESTS*

GENDER	JUL	AUG	SEP	TOTAL
Male	10	4	12	26
Female	5	7	21	33
Total	15	11	33	59
AGE RANGE	JUL	AUG	SEP	TOTAL
10 years old & under	0	0	1	1
11 years old	0	0	2	2
12 years old	0	2	2	4
13 years old	2	1	9	12
14 years old	4	4	2	10
15 years old	0	0	9	9
16 years old	7	3	4	14
17 years old	2	1	4	7
18 years old & older	0	0	0	0
Total	15	11	33	59
RACE/ETHNICITY	JUL	AUG	SEP	TOTAL
Caucasian	3	4	7	14
African American	0	0	2	2
Filipino	1	1	4	6
Japanese	0	0	1	1
Hawaiian/part-Hawaiian	3	2	11	16
Mixed/Other Pacific Islander	1	1	2	4
Unknown	7	3	6	16
Total	15	11	33	59
MAJOR OFFENSE TYPES	JUL	AUG	SEP	TOTAL
Person Offenses	4	3	4	11
Drug Offenses	1	4	7	12
Sex Offenses	0	0	0	0
Property Offenses	2	0	1	3
Weapons/Intimidation Offenses	0	0	8	8
Status Offenses	6	3	13	22
Other Offenses	2	1	0	3
Total	15	11	33	59

*Number of arrests in a quarter.

This report summarizes total juvenile arrests in Kauai County from July through September 2023. It includes gender, age range, race/ethnicity, and major offense category by month.

The data from this summary is pulled from the Juvenile Justice Information System (JJIS), a statewide database that organizes information gathered from all county police departments, family courts, departments of the prosecuting attorney, and the juvenile correctional facility.



KAUAI COUNTY ARREST DATA SUMMARY

JULY - SEPTEMBER 2023

INDIVIDUAL JUVENILES ARRESTED*

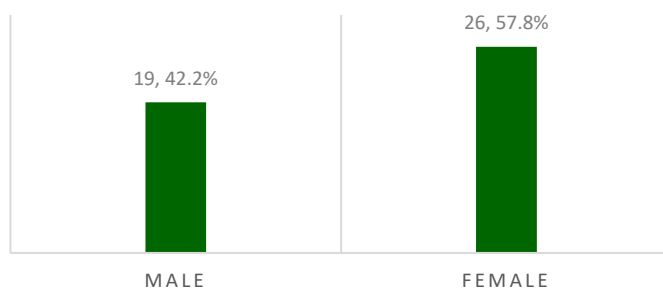
GENDER	JUL	AUG	SEP	TOTAL
Male	6	3	10	19
Female	4	4	18	26
Total	10	7	28	45
AGE RANGE	JUL	AUG	SEP	TOTAL
10 years old & under	0	0	1	1
11 years old	0	0	2	2
12 years old	0	0	2	2
13 years old	2	1	7	10
14 years old	3	3	2	8
15 years old	0	0	9	9
16 years old	4	2	3	9
17 years old	1	1	2	4
18 years old & older	0	0	0	0
Total	10	7	28	45
RACE/ETHNICITY	JUL	AUG	SEP	TOTAL
Caucasian	2	4	7	13
African American	0	0	2	2
Filipino	1	1	3	5
Japanese	0	0	1	1
Hawaiian/part-Hawaiian	2	0	9	11
Mixed/Other Pacific Islander	1	1	2	4
Unknown	4	1	4	9
Total	10	7	28	45
MAJOR OFFENSE TYPES	JUL	AUG	SEP	TOTAL
Person Offenses	2	3	4	9
Drug Offenses	0	3	7	10
Sex Offenses	0	0	0	0
Property Offenses	1	0	1	2
Weapons/Intimidation Offenses	0	0	8	8
Status Offenses	5	0	8	13
Other Offenses	2	1	0	3
Total	10	7	28	45

*Number of individual juveniles arrested in a quarter.

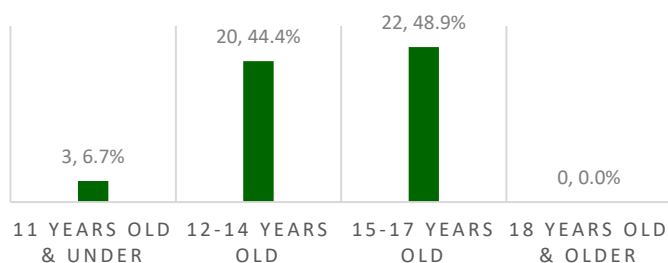
This report summarizes individual juveniles arrested in Kauai County from July through September 2023. It includes gender, age range, race/ethnicity, and major offense category by month.

The data from this summary is pulled from the Juvenile Justice Information System (JJIS), a statewide database that organizes information gathered from all county police departments, family courts, departments of the prosecuting attorney, and the juvenile correctional facility.

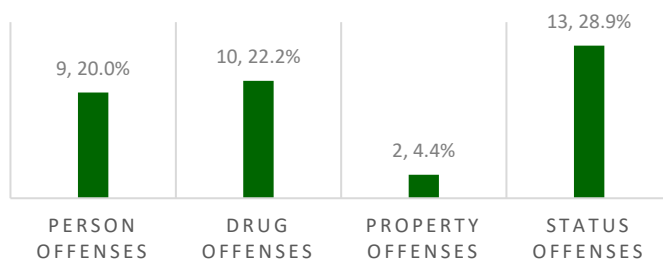
INDIVIDUALS ARRESTED BY GENDER



INDIVIDUALS ARRESTED BY AGE RANGE



INDIVIDUALS ARRESTED BY SELECTED OFFENSE TYPES



JUVENILE JUSTICE INFORMATION SYSTEM

OFFENSE CATEGORIES

The major offense categories for this report are organized into seven groups. Each major offense category is comprised of related types of delinquency. The seven major categories and their respective delinquency offenses are listed below, along with a narrative description. The specific offenses within each major category are listed in order of severity, with the most severe being the highest ranked within each major category. Thus, those offenses are reported under the seven major offense categories (person, sex, drug, weapons/intimidation, property, status, and other):

Person Offenses: Person offenses include offenses that involve detrimental physical contact acted upon a victim by the offender.

Homicide (*e.g.*, murder, negligent homicide).

Assault 1 or 2 offenses occur when there is “serious” or “substantial” bodily injury intentionally or knowingly inflicted on another person, respectively. [Starting in 2007, a criminal offense involving a person intentionally (or) knowingly causing bodily injury to any emergency medical services personnel who is engaged in the performance of duty would be charged with assault in the second degree. Starting in 2003, a criminal offense involving assault of a police officer or educational worker who is engaged in the performance of his/her duties was deemed a class C felony, or assault in the second degree]. They are both felony offenses and have been combined for this report.

Kidnapping occurs when a person intentionally or knowingly restrains another person with intent to use that person as a shield or hostage, inflict bodily injury upon that person or subject that person to a sexual offense, or terrorize that person.

Robbery includes acts in which a person uses force against another person with the intent to overcome that person’s physical resistance (or threatens to do so) in the course of committing theft.

Abuse of Family Member includes offenses for which any person physically abuses a family or household member.

Assault 3 includes offenses in which a person intentionally, knowingly, or recklessly causes bodily injury to another person, or does so negligently with a dangerous instrument. This is a misdemeanor offense.

Sex Offenses: Sex offenses are violent/person offenses (categorized separately for this report from the previous category of “Person Offenses”).

Sexual Assault 1 or 2 occurs when a person knowingly subjects another person to an act of sexual penetration by strong compulsion. They are both felony offenses and have been combined for this report.

Sexual Assault 3 occurs when a person recklessly subjects another person to sexual contact by compulsion or causes another person to have sexual contact with the person by compulsion, and is a misdemeanor offense.

Prostitution includes offenses for which a person engaged in, or agreed to engage in, sexual conduct with another person for a fee.

Open Lewdness includes offenses in which a person performed any lewd act which is likely to be

observed by others who would be affronted or alarmed.

Drug Offenses: Drug offenses include all “PUP” offending activities (*i.e.*, “possession,” “use,” or “purchase” of illicit substances), as well as drug trafficking.

Dangerous Drug offenses (*e.g.*, crystal methamphetamine, cocaine);

Harmful Drug offenses (*e.g.*, prescription medications that can act as depressants, stimulants, or have other sensational effects);

Detrimental 1 Drug offenses (*e.g.*, trafficking or marijuana);

Detrimental 2 or 3 Drug offenses (*e.g.*, PUP of marijuana);

Alcohol offenses (includes prohibitions); and

Other Drug offenses (*e.g.*, drug paraphernalia).

Weapons/Intimidation Offenses: Weapons/Intimidation offenses include weapons and/or no physical contact or relatively minor physical contact (*e.g.*, pushing, shoving).

Terroristic Threatening 1 includes offenses in which a person threatens, by word or conduct, to cause bodily injury to another person or serious damage to the property of another. Terroristic Threatening 1 is a felony C offense pertaining primarily to victims who are public servants, such as an educational administrator, counselor, or teacher, and/or involves threatening another person on more than one occasion for the same or similar purpose.

Weapons (felony) offenses involve unlawful possession of deadly weapons, such as firearms, explosives, or other destructive devices.

Terroristic Threatening 2 does not involve public servants or repeated incidences. It is a misdemeanor offense.

Harassment includes offenses in which a person commits the following types of act(s) on another—strikes, shoves, kicks, or offensive touching, insults, taunts, or challenges intended to provoke a violent response, or other offensive forms of communication (*e.g.*, telephone calls, facsimile transmissions).

Weapons (misdemeanor) offenses involve possession of prohibited weapons such as knives or brass knuckles. Misdemeanor weapons offenses can also include possession of deadly weapons, though in a less dangerous context.

Property Offenses: Property offenses include offenses involving theft or damage to another’s property.

Burglary offenses apply when a person intentionally enters or remains unlawfully in a building, with intent to commit a crime against a person or against property rights.

Unauthorized Entry Motor Vehicle/Unauthorized Control of a Propelled Vehicle (UEMV/UCPV) offenses include those in which a person exerts unauthorized control over another’s vehicle without the owner’s consent, or enters the vehicle to steal it, part of it, or property within it.

Theft 1 or 2 offenses involve theft without force. Theft 1 applies when the value of the stolen item(s) exceeds \$20,000 or is a firearm; Theft 2 applies when the value of the stolen item(s) exceeds \$300. Theft 1 and 2 are both felony offenses.

Computer/Credit Card Fraud includes offenses in which a person knowingly accesses a computer without authorization and, by means of such conduct, obtains or exerts control over the property of another,

knowingly accesses a computer, computer system or network without authorization. Credit card fraud involves the unauthorized use of another's credit card or the card's number to obtain money, goods, services, or anything else of value.

Theft 3 or 4 offenses also involve theft without force of items of lesser value. Theft 3 applies when the value of the item(s) exceeds \$100. Theft 4 applies the value is less than \$100. Both are misdemeanor offenses.

Other Property offenses are those that do not fall into the above offenses (*e.g.*, arson, criminal property damage) and where a person intentionally damages or exerts control over another's property without permission.

Status Offenses: Status offenses include offenses that are only prohibited because they are committed by someone under age eighteen.

Runaway offenses pertain to juveniles who are absent from home without parental permission.

Truancy offenses pertain to juveniles who leave school without the permission of the school or a parent/guardian.

Beyond Parental Control applies when a parent or legal guardian deems their child beyond their control and require police intervention.

Curfew offenses occur when a juvenile under age sixteen goes or remains on any public street, highway, public place, or private place held open to the public after ten o'clock in the evening and before four o'clock in the morning, unaccompanied by a parent, guardian, or adult person authorized to accompany the child.

Injurious Behavior offenses occur when a juvenile is deemed a danger to him- or herself.

Protective Supervision Violation offenses are akin to probation violations but apply to status offenders.

Other Offenses: These include all other offenses that did not fall into the above major offense categories.

Parole Violation occurs when a juvenile violates the conditions of his/her release from incarceration to parole.

Probation Violation occurs when a juvenile violates the conditions of his/her probation sentence.

Traffic offenses include a wide variety of driving offenses, including but not limited to speeding, driving without a license, reckless driving, or inattention to driving, etc.

Other offenses include offenses that do not fall into any of the above major offense categories or subcategories. These offenses include "disorderly conduct" and many county ordinances (*e.g.*, skateboarding on sidewalk, fireworks violations, park or fishing ordinance violations).